

bmani T16

bmani T16 Wireless Earbuds Instruction Manual

Model: T16 | Brand: bmani

1. INTRODUCTION

Thank you for choosing the bmani T16 Wireless Earbuds. This manual provides essential information for setting up, operating, and maintaining your new earbuds. Please read it thoroughly before use to ensure optimal performance and longevity of your device.

1.1 Package Contents

- Wireless Earbuds (L/R)
- Charging Case
- USB-C Charging Cable
- Eartips (S, M, L sizes)
- User Manual



Figure 1: Package Contents

2. PRODUCT OVERVIEW

2.1 Earbud Components

- **Flexible Ear Hook:** Provides a secure and comfortable fit over the ear.
- **Eartip:** Sits inside the ear canal for sound delivery. Replaceable with different sizes for optimal fit.
- **Multi-function Button (MFB):** Controls playback, calls, and voice assistant.
- **Volume Buttons (+/-):** Adjusts audio volume.
- **Charging Contacts:** Connects to the charging case for power.
- **Microphone:** For clear call quality.

2.2 Charging Case Components

- **Earbud Charging Slots:** Holds and charges the earbuds.
- **LED Digital Display (Case):** Shows the remaining battery percentage of the charging case.
- **LED Digital Display (Earbuds):** Shows the charging status of individual earbuds (L/R).
- **USB-C Charging Port:** For charging the case.

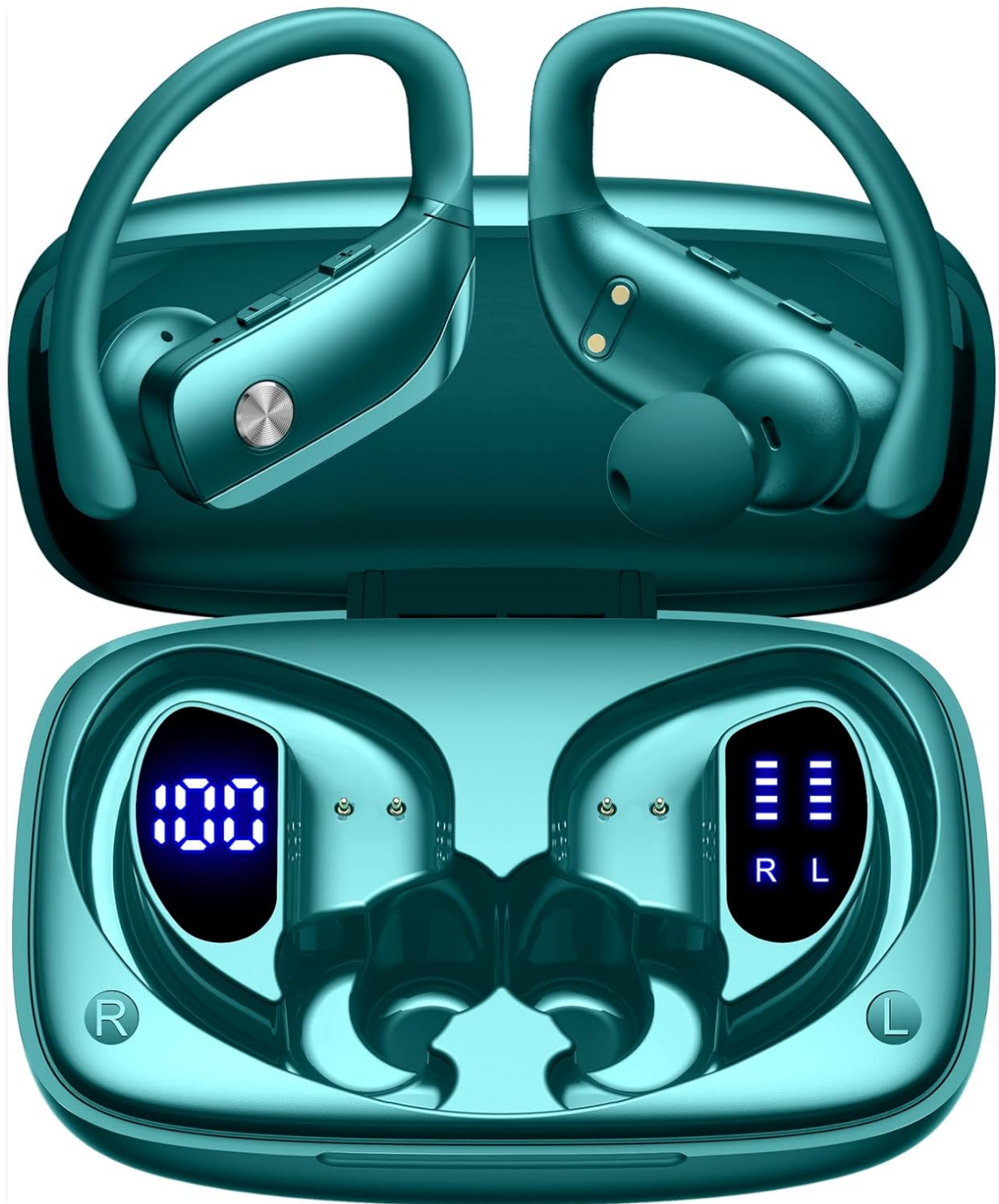


Figure 2: bmani T16 Earbuds and Charging Case

3. SETUP

3.1 Initial Charging

1. Before first use, ensure the charging case is fully charged using the provided USB-C cable. The LED display on the case will show the battery percentage.
2. Place both earbuds into the charging case. Ensure the charging contacts align. The individual earbud LED indicators will light up, showing their charging status.
3. Allow approximately 1 hour for a full charge of the earbuds. The case provides up to 80 hours of total playtime.



Figure 3: Battery Life and LED Display

3.2 Pairing with Your Device

1. Open the charging case. The earbuds will automatically power on and enter pairing mode.
2. On your smartphone, tablet, or other Bluetooth-enabled device, go to the Bluetooth settings.
3. Search for available devices and select "T16" from the list.
4. Once connected, the earbuds will indicate successful pairing (e.g., a voice prompt or LED change).
5. The earbuds will automatically reconnect to the last paired device when removed from the case.




Figure 4: One-Step Pairing

4. OPERATING INSTRUCTIONS

4.1 Wearing the Earbuds

1. Identify the Left (L) and Right (R) earbuds.
2. Place the ear hook over the back of your ear.
3. Gently insert the eartip into your ear canal.
4. Adjust the earbud by twisting slightly until it feels secure and comfortable.



Figure 5: Steps to Wear

4.2 Button Controls

The bmani T16 earbuds feature easy-to-use physical buttons for precise control:

- **Play/Pause:** Single click the MFB on either earbud.
- **Next Track:** Quick double-click the Right (R) MFB.
- **Previous Track:** Quick double-click the Left (L) MFB.
- **Volume Up:** Press the '+' button.
- **Volume Down:** Press the '-' button.
- **Answer/End Call:** Single click the MFB on either earbud.
- **Reject Call:** Quick double-click the MFB on either earbud.
- **Activate Voice Assistant (Siri/Google Assistant):** Quick triple-click the MFB on either earbud.
- **Power On/Off:** Hold the MFB for 3 seconds.

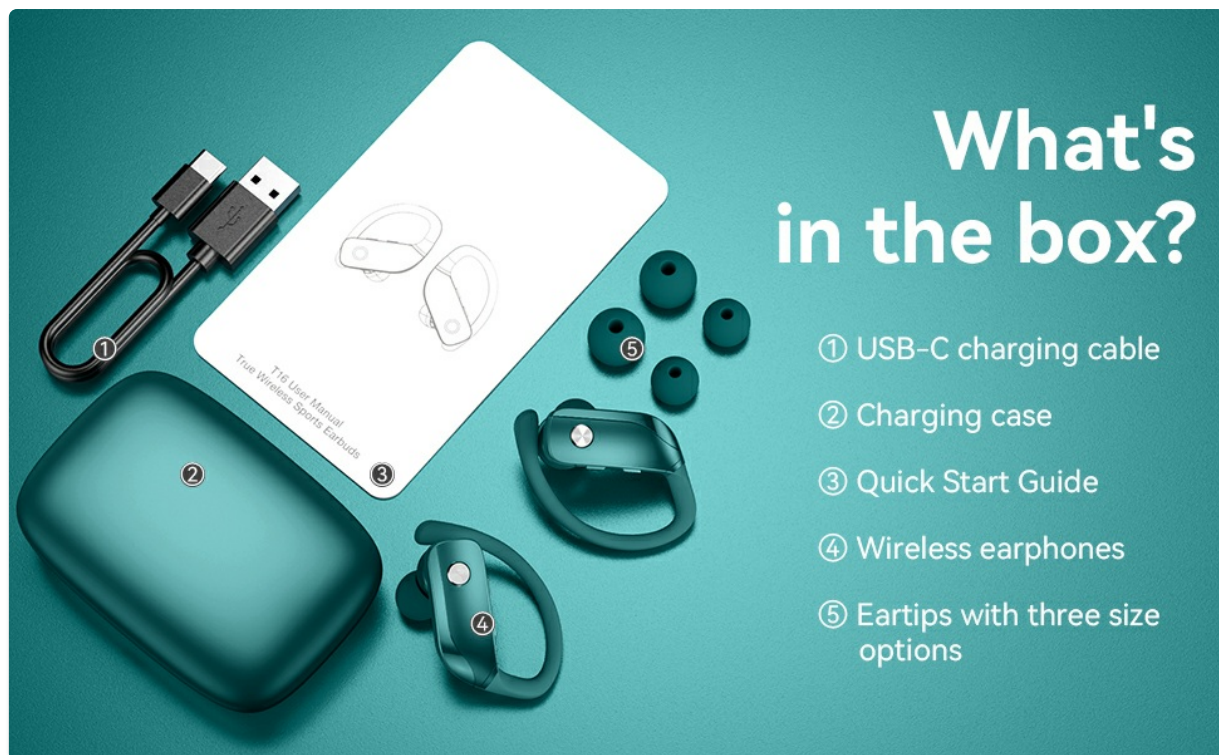


Figure 6: Earbud Control Functions

5. MAINTENANCE

5.1 Cleaning

- Regularly clean the eartips and charging contacts with a soft, dry, lint-free cloth.
- Do not use harsh chemicals or abrasive materials.
- Ensure earbuds and charging case are dry before charging.

5.2 Storage

- Store the earbuds in their charging case when not in use to protect them and keep them charged.
- Avoid extreme temperatures and direct sunlight.

6. TROUBLESHOOTING

Issue	Possible Solution
Earbuds not pairing	Ensure earbuds are charged. Turn off and on Bluetooth on your device. Forget "T16" in Bluetooth settings and re-pair.
Only one earbud working	Place both earbuds back in the case, close, then reopen. Ensure both earbuds are charged.
Poor sound quality	Adjust eartips for a snug fit. Clean eartips. Ensure device is within Bluetooth range (10 meters).
Earbuds falling out	Try different sized eartips for a better fit. Adjust the flexible ear hooks.
Charging case not charging	Ensure USB-C cable is properly connected to a power source. Try a different cable or adapter.





7. SPECIFICATIONS

- **Model Name:** T16
- **Brand:** bmani
- **Connectivity Technology:** Wireless (Bluetooth)
- **Bluetooth Version:** 5.0
- **Bluetooth Range:** 10 Meters
- **Earbud Playtime:** Up to 8 hours per charge
- **Total Playtime (with Charging Case):** Up to 80 hours
- **Charging Time (Earbuds):** Approximately 1 hour
- **Audio Driver Type:** 10mm Dynamic Driver
- **Control Method:** Button Control
- **Microphones:** Built-in for clear calls
- **Water Resistance Level:** Water Resistant (IPX5)
- **Material:** Plastic
- **Item Weight:** 2 Ounces
- **Product Dimensions:** 3.54 x 2.36 x 0.79 inches
- **Included Components:** Charging Case, Eartip, Type-C Cable, User Manual, Wireless Earbuds

8. WARRANTY AND SUPPORT

For warranty information or technical support, please refer to the contact details provided with your purchase or visit the official bmani website. Keep your proof of purchase for warranty claims.

Related Documents - T16

	BMANI T16 True Wireless Sports Earbuds User Manual and Setup Guide Comprehensive user manual for BMANI T16 True Wireless Sports Earbuds, covering pairing, charging, maintenance, troubleshooting, and product specifications for optimal performance.
	BMANI T16 True Wireless Stereo (TWS) Earbuds User Manual User guide for BMANI T16 TWS wireless earbuds, detailing setup, pairing, controls, charging, maintenance, troubleshooting, safety, and compliance information.
	BMANI T16 True Wireless Sports Earbuds User Manual & Setup Guide Comprehensive user manual for BMANI T16 True Wireless Sports Earbuds, including setup, pairing, charging, troubleshooting, and maintenance instructions.
	T16 Wireless Earbuds User Manual Comprehensive user manual for the T16 Wireless Earbuds, covering setup, operation, troubleshooting, and specifications.



[T16 Intelligent Detector User Manual](#)

User manual for the T16 Intelligent Detector, detailing its functions, applications, operation, charging, specifications, and troubleshooting.



[T16 True Wireless Earbuds User Manual](#)

User manual for the T16 True Wireless Earbuds, covering package contents, setup, usage, troubleshooting, specifications, and safety information.