

Ameriwood Home 2032872COM

Ameriwood Home Oxford Computer Desk (White/Black) Instruction Manual

Model: 2032872COM

INTRODUCTION

This instruction manual provides comprehensive guidance for the assembly, safe operation, and maintenance of your Ameriwood Home Oxford Computer Desk. Please read all instructions carefully before beginning assembly and retain this manual for future reference.

The Ameriwood Home Oxford Computer Desk is designed to provide a functional and stylish workspace for home offices, dorm rooms, or study areas. It features a durable engineered wood construction with a single storage drawer.

SAFETY INFORMATION

WARNING: Failure to follow these safety instructions could result in injury or damage to the product.

- Always assemble the desk on a soft, clean surface to prevent scratches.
- Ensure all hardware is securely tightened before use. Periodically check and re-tighten as necessary.
- Do not exceed the maximum weight capacity of 80 lbs (36.3 kg) for the desktop. The drawer has a maximum weight capacity of 15 lbs (6.8 kg).
- Keep small parts and assembly hardware away from children and pets.
- Do not stand or sit on the desk.
- Use caution when moving the desk to prevent damage or injury. It is recommended to lift rather than drag.

PACKAGE CONTENTS

Verify that all components are present before beginning assembly. If any parts are missing or damaged, do not proceed with assembly. Contact customer support for assistance.

The desk ships in one box and includes all necessary hardware for assembly. Refer to the separate

assembly manual for a detailed list of parts and hardware.



Easy Assembly Level

1 adult recommended to assemble

Item ships in

1
BOX

4

Steps inside the
assembly manual

2

Boards inside
the box



1 Year Limited Warranty
for Manufacturer Defects



To Clean:
Wipe with a dry cloth
or duster

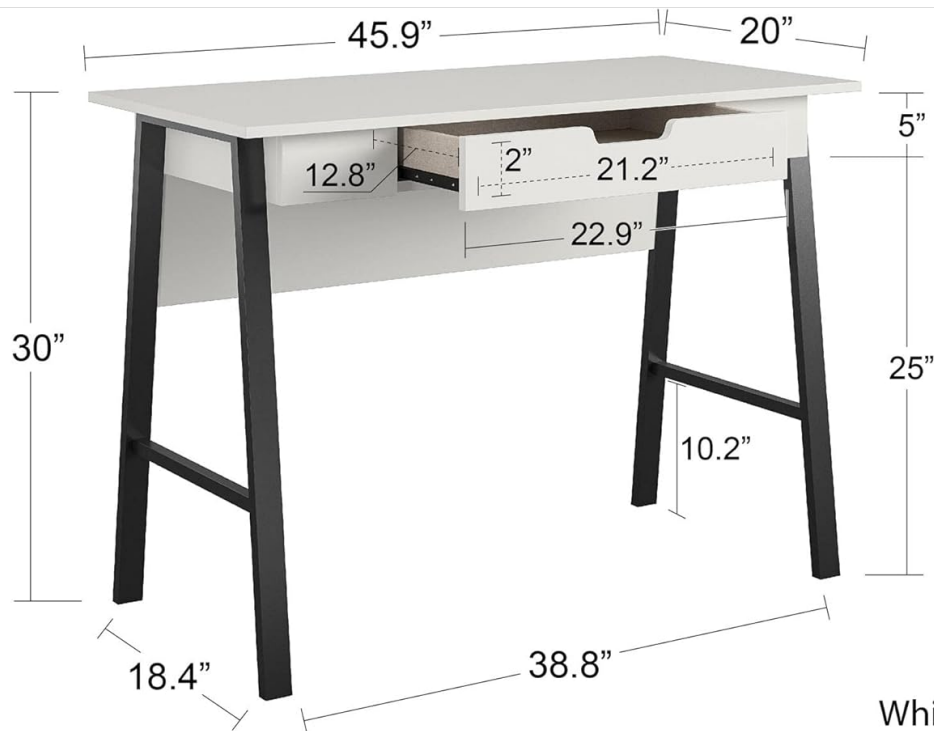
Image: This graphic illustrates the easy assembly level, indicating 1 adult is recommended for assembly, the item ships in 1 box, has 4 steps in the assembly manual, and contains 2 boards. It also shows the 1-year limited warranty and cleaning instructions.

ASSEMBLY INSTRUCTIONS (SETUP)

Assembly of the Ameriwood Home Oxford Computer Desk is designed to be straightforward, requiring 1-2 people. Please follow the step-by-step instructions provided in the separate assembly manual included in your package.

1. **Unpack Components:** Carefully remove all parts from the packaging and lay them out on a soft, clean surface to prevent damage.
2. **Identify Hardware:** Match all hardware to the list in the assembly manual.
3. **Follow Step-by-Step Guide:** Proceed through the numbered steps in the assembly manual, ensuring each connection is secure.
4. **Final Tightening:** Once fully assembled, gently re-tighten all screws and fasteners to ensure stability. Do not overtighten.

Estimated Assembly Time: Approximately 30-60 minutes for one person, less with two.



White/Black




Image: This diagram provides detailed measurements of the desk, including its overall dimensions (45.9" W x 20" D x 30" H), drawer dimensions, and leg spacing. It also indicates the maximum weight capacity for the desktop (80 lbs) and the drawer (15 lbs).

USAGE GUIDELINES (OPERATING)

The Ameriwood Home Oxford Computer Desk is designed for general office and study use. To ensure optimal performance and longevity:

- Place the desk on a level surface to prevent wobbling.
- Distribute weight evenly across the desktop. Avoid concentrating heavy items in one area.
- Utilize the integrated drawer for storing small office supplies, documents, or personal items.
- Keep liquids away from the desk surface to prevent water damage, despite its water-resistant features.
- Avoid placing hot items directly on the surface without protective coasters.



Image: The Ameriwood Home Oxford Computer Desk in White/Black, shown in a room with a laptop, desk lamp, and other office accessories, demonstrating its intended use as a functional workspace.



Image: A close-up view of the desk's single drawer, pulled open to reveal organized storage for small items such as headphones, a notebook, and pens, highlighting its practical storage solution.

CARE AND MAINTENANCE

Proper care will help maintain the appearance and extend the life of your desk.

- **Cleaning:** Wipe the desk surface with a dry cloth or duster regularly to remove dust. For spills, wipe immediately with a slightly damp cloth and then dry thoroughly. Avoid abrasive cleaners or harsh chemicals.
- **Protection:** Use placemats or coasters under hot items, beverages, and objects that may scratch the surface.
- **Hardware:** Periodically check all screws and fasteners to ensure they remain tight. Re-tighten as needed to maintain stability.
- **Sunlight:** Avoid prolonged exposure to direct sunlight, which can cause fading or discoloration.

TROUBLESHOOTING

If you encounter any issues with your Ameriwood Home Oxford Computer Desk, refer to the following

common problems and solutions:

Problem	Possible Cause	Solution
Desk is wobbly.	Uneven floor or loose hardware.	Ensure the desk is on a level surface. Check and tighten all assembly screws.
Drawer does not slide smoothly.	Misaligned drawer glides or obstruction.	Verify the drawer glides are correctly installed and free of debris. Ensure the drawer is not overloaded.
Scratches or surface damage.	Sharp objects or abrasive cleaning.	Use touch-up pens for minor scratches (not included). Avoid abrasive materials for cleaning.

If the problem persists or is not listed here, please contact customer support.

SPECIFICATIONS

Brand: Ameriwood Home

Model Name: Oxford

Model Number: 2032872COM

Color: White/Black

Product Dimensions (D x W x H): 20" x 45.94" x 30"

Item Weight: 57.32 lbs

Desktop Weight Capacity: 80 lbs (36.3 kg)

Drawer Weight Capacity: 15 lbs (6.8 kg)

Materials: Engineered Wood, Metal (base)

Number of Drawers: 1

Assembly Required: Yes (1-2 people recommended)

Care Instructions: Wipe with Dry Cloth

WARRANTY INFORMATION

The Ameriwood Home Oxford Computer Desk comes with a **1 Year Limited Warranty** against manufacturer defects. This warranty covers defects in materials and workmanship under normal use and service. It does not cover damage resulting from misuse, abuse, accident, alteration, or improper assembly. For warranty claims, please retain your proof of purchase and contact Ameriwood Home customer support.

CUSTOMER SUPPORT


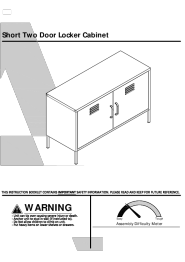
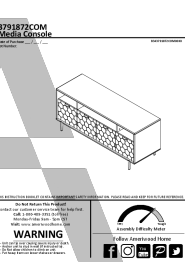


If you have any questions, require assistance with assembly, or need to report missing/damaged parts, please contact Ameriwood Home customer support.

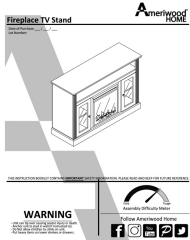
Online Support: Visit the official Ameriwood Home website for FAQs and support resources.

Contact Information: Refer to the contact details provided in your product packaging or on the Ameriwood Home website.

Please have your model number (2032872COM) and proof of purchase ready when contacting support.

Related Documents - 2032872COM

 <p>7085335W</p> <p>THIS INSTRUCTION BOOKLET CONTAINS IMPORTANT SAFETY INFORMATION. PLEASE READ AND KEEP FOR FUTURE REFERENCE.</p>	<p>Ameriwood Home 7085335W TV Stand Assembly Instructions</p> <p>Comprehensive assembly instructions, parts list, hardware details, and safety information for the Ameriwood Home 7085335W TV Stand. Includes guidance on setup, care, and weight limits.</p>
 <p>Short Two Door Locker Cabinet</p> <p>WARNING</p>	<p>Short Two Door Locker Cabinet Assembly Instructions and Safety Guide</p> <p>Comprehensive assembly instructions and safety information for the Short Two Door Locker Cabinet by Ameriwood Home. Includes parts list, step-by-step guide, and important warnings.</p>
 <p>3791872COM Media Console</p> <p>WARNING</p>	<p>Ameriwood Home 3791872COM Media Console Assembly Instructions</p> <p>Comprehensive assembly guide for the Ameriwood Home 3791872COM Media Console, including safety information, parts identification, and step-by-step instructions.</p>
 <p>9100222COM 5 Drawer Dresser</p> <p>WARNING</p>	<p>9100222COM 5 Drawer Dresser Assembly Instructions</p> <p>Comprehensive assembly instructions and safety guide for the Ameriwood Home 9100222COM 5 Drawer Dresser. Includes part lists, step-by-step guidance, and important safety warnings.</p>
 <p>6475354EBL Full Headboard</p> <p>WARNING</p>	<p>Ameriwood Home 6475354EBL Full Headboard Assembly Instructions</p> <p>Comprehensive assembly instructions and safety guidelines for the Ameriwood Home 6475354EBL Full Headboard. Includes part identification, hardware list, step-by-step assembly, and contact information.</p>



[Ameriwood Home Fireplace TV Stand Assembly Instructions](#)

Detailed assembly instructions for the Ameriwood Home Fireplace TV Stand. Includes part identification, hardware list, and step-by-step guidance for building your TV stand with electric fireplace.