



Manuals.plus /

› Acoyer /

› (Pack of 2) Replacement-Remote-Control for Roku-TV,Compatible for TCL Roku/Hisense Roku/Onn Roku/Philips Roku Smart TVs(Not for Roku Stick and Box) for Roku TVs

Acoyer Acoyer-01

Acoyer Replacement Remote Control for Roku TVs

Model: Acoyer-01 | Brand: Acoyer

INTRODUCTION

This manual provides comprehensive instructions for the setup, operation, and maintenance of your Acoyer Replacement Remote Control for Roku TVs. Designed for ease of use, this infrared remote offers seamless control over compatible Roku TV models without the need for complex programming.

PACKAGE CONTENTS

- 2 x Acoyer Replacement Remote Control for Roku TVs
- (Batteries and user manual are not included in the physical package, but this digital manual serves as your guide.)



Image: Two Acoyer Replacement Remote Controls, showing the front view with buttons for navigation, playback, and streaming service

SETUP

Battery Installation

1. Locate the battery compartment on the back of the remote control.
2. Slide open the battery cover.
3. Insert two (2) AAA batteries, ensuring correct polarity (+ and - ends match the indicators inside the compartment).
4. Close the battery cover securely.

No pairing or programming is needed. The remote is ready to use once batteries are installed.



Image: A close-up view of the remote control's battery compartment with two AAA batteries being inserted, showing polarity markings.

OPERATING INSTRUCTIONS

Remote Control Functions

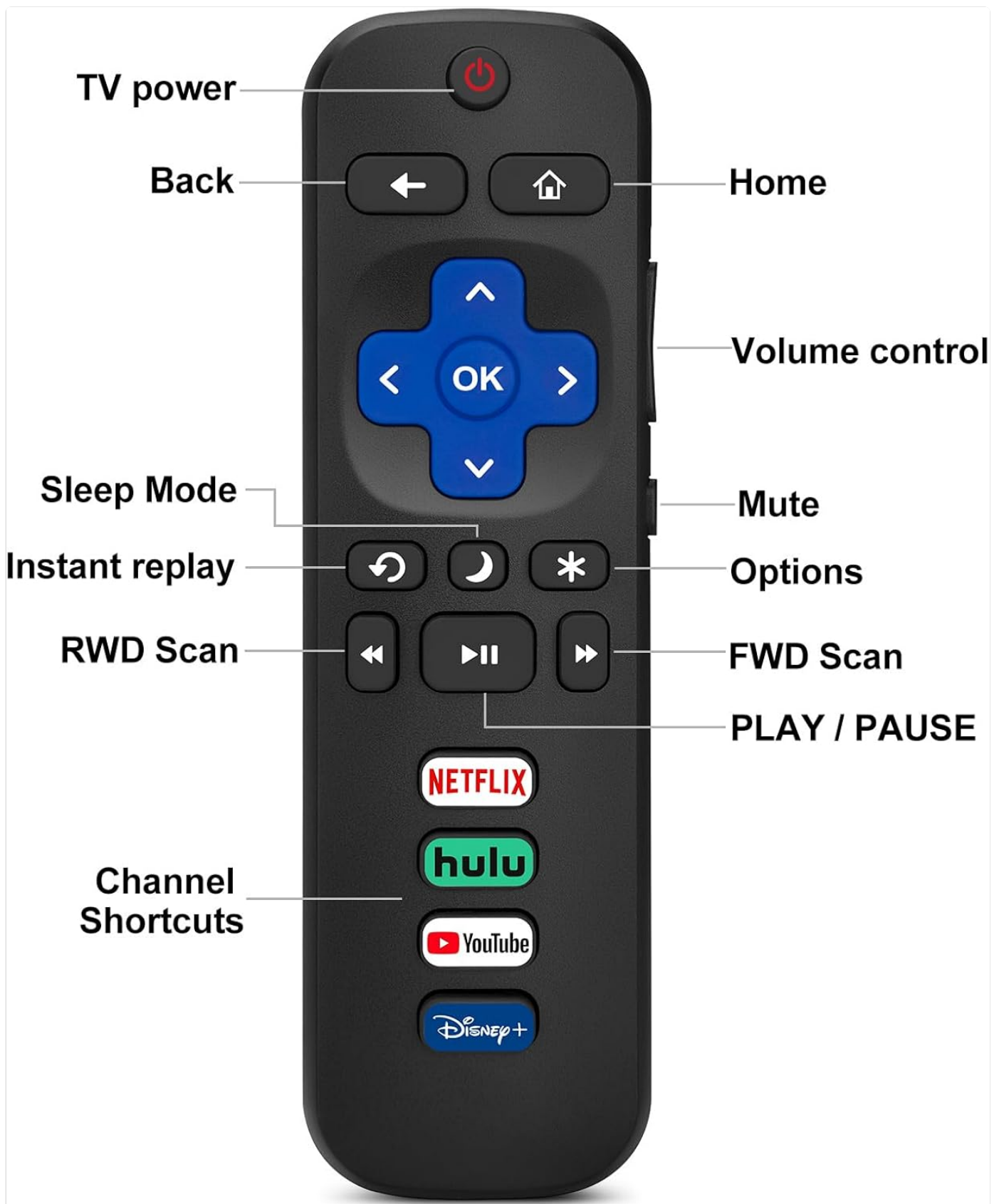


Image: A detailed diagram labeling each button on the remote control, including TV power, Back, Home, Volume control, Sleep Mode, Mute, Instant Replay, Options, RWD Scan, FWD Scan, PLAY/PAUSE, and Channel Shortcuts (Netflix, Hulu, YouTube, Disney+).

- **Power Button:** Turns the TV on or off.
- **Navigation Pad (Blue Cross):** Use the directional arrows to navigate menus and select options. The OK button confirms selections.

- **Back Button:** Returns to the previous screen or menu.
- **Home Button:** Returns to the Roku Home screen.
- **Volume Control:** Adjusts the TV's volume (Up/Down).
- **Mute Button:** Mutes or unmutes the TV audio.
- **Instant Replay:** Jumps back a few seconds during video playback.
- **Sleep Mode (Moon icon):** Activates sleep timer or power-saving mode.
- **Options (Asterisk icon):** Accesses context-sensitive options within apps or menus.
- **Playback Controls:** Includes Rewind (RWD Scan), Play/Pause, and Fast Forward (FWD Scan) buttons for media control.
- **Channel Shortcuts:** Dedicated buttons for quick access to popular streaming services like Netflix, Hulu, YouTube, and Disney+.

Quick Access Shortcuts

The remote features four dedicated shortcut buttons for instant access to your favorite streaming applications. Simply press the desired button (Netflix, Hulu, YouTube, Disney+) to launch the app directly.

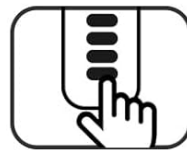
Compatible with your Roku remote



TV controls



No setup
required



Channel
shortcuts



Enjoy 60-day
free trials




Image: A close-up of the remote control highlighting the four dedicated shortcut buttons for Netflix, Hulu, YouTube, and Disney+.

COMPATIBILITY

Exact Compatibility

The Acoyer universal remote control is specifically designed for Roku Series TVs. It is compatible with the following brands' Roku TV models:

- TCL Roku TVs
- Hisense Roku TVs
- Onn Roku TVs
- Sharp Roku TVs
- Element Roku TVs
- Westinghouse Roku TVs
- Philips Roku TVs
- Insignia Roku TVs
- JVC Roku TVs
- RCA Roku TVs
- Hitachi Roku TVs
- Sanyo Roku TVs Series



Easy To Use

Without any programming required or setup, compatible and original layout. The Best Replacement Choice for Your Damaged or Lost Remote.




Image: A visual representation of the remote control alongside a list of compatible Roku TV brands, emphasizing broad compatibility with Roku-enabled televisions.

Not Applicable / Incompatible Devices

This remote control is **NOT** compatible with the following Roku devices or non-Roku TVs:

- Roku Stick
- Roku Streaming Stick
- Roku Box 1/2/3/4 (HD/LT/XS/XD)
- Roku Ultra
- Roku Express
- Roku Premiere
- Roku Player
- Non-Roku TCL TV, Hisense TV, Onn TV, Sharp TV, Element TV, Westinghouse TV, Philips TV, Insignia TV, JVC TV, RCA TV, Hitachi TV, and Sanyo TVs (i.e., TVs that are not Roku-enabled).



Compatibility

New Replacement Remote Control Compatible with:

- for TCL Roku TV
- for Hisense Roku TV
- for Sharp Roku TV
- for Insignia Roku TV
- for Onn Roku TV
- for Philips Roku TV
- for Magnavox Roku TV
- for RCA Roku TV
- for Sanyo Roku TV
- for LG ROKU TV
- for Haier Roku TV
- for JVC Roku TV

Image: A visual indicating the remote's incompatibility with various Roku streaming devices (Sticks, Boxes, Players) and non-Roku branded televisions.

MAINTENANCE

To ensure the longevity and optimal performance of your remote control, follow these simple maintenance guidelines:

- **Cleaning:** Wipe the remote with a soft, dry cloth. Avoid using liquid cleaners or abrasive materials.
- **Battery Replacement:** Replace batteries when the remote's response becomes sluggish or stops working. Always replace both batteries at the same time.
- **Storage:** Store the remote in a cool, dry place away from direct sunlight and extreme temperatures.

TROUBLESHOOTING

If you encounter issues with your remote control, try the following steps:

- **Remote Not Responding:**
 - Ensure batteries are inserted correctly with proper polarity.

- Replace old batteries with new ones.
- Check for any obstructions between the remote and the TV's IR receiver.
- **Buttons Not Working:**
 - Clean the remote's surface and buttons to remove any dirt or debris that might be interfering.
- **Compatibility Issues:**
 - Verify that your TV is a Roku Series TV and not an incompatible Roku device or a non-Roku TV model (refer to the Compatibility section).

SPECIFICATIONS

Feature	Detail
Product Dimensions	14.1 x 4.2 x 2.1 inches
Item Weight	1.76 ounces
Item Model Number	Acoyer-01
Batteries Required	2 AAA batteries (not included)
Max Number of Supported Devices	18 (for universal remote variants, this model is specific to Roku TVs)
Compatible Devices	Television (Roku Series TVs only)
Control Method	Infrared
Operating Distance	Up to 10 meters / 30 feet
Button Lifespan	Over 160,000 clicks

WARRANTY & SUPPORT

Acoyer remote controls come with an unlimited return and refund service for 60 days from the date of purchase. If you have any questions or concerns regarding your order, product functionality, or require further assistance, please feel free to reach out to Acoyer customer support.

For direct support, please refer to the contact information provided on your product packaging or the seller's page on Amazon.

OFFICIAL PRODUCT VIDEOS

Product Overview Video

Your browser does not support the video tag.

Description: A brief overview of the Acoyer Replacement Remote Control, showcasing its design and key features.

A pack of 2 remote controls to solve your family's needs.

Your browser does not support the video tag.

Description: This video highlights the benefit of having a two-pack remote set for household convenience and backup needs.

