

## Manuals+

[Q & A](#) | [Deep Search](#) | [Upload](#)

[manuals.plus](#) /

› [ATUVOS](#) /

› [ATUVOS Air Tracker Tags-4 Pack User Manual](#)

## ATUVOS AT2301

# ATUVOS Air Tracker Tags-4 Pack User Manual

Model: AT2301

Brand: ATUVOS

## INTRODUCTION

The ATUVOS Air Tracker Tags are designed to help you locate your personal belongings quickly and efficiently. Utilizing Apple's Find My network, these compact and durable trackers allow you to keep tabs on items such as luggage, keys, wallets, bags, and backpacks. This manual provides detailed instructions on how to set up, operate, and maintain your ATUVOS Air Tracker Tags.



Image: The ATUVOS Air Tracker Tags, a set of four white, square-shaped devices with rounded corners and a small circular button on the front, designed for tracking personal items.

## SETUP

### Pairing Your ATUVOS Air Tracker Tag

The ATUVOS Air Tracker Tags are designed for easy pairing with your iOS device using the Apple Find My app.

Please note that these trackers are compatible with iOS devices only and do not support Android.

1. Ensure your iOS device is updated to iOS 17 or later for full functionality, especially for sharing features.
2. Turn on the 'Find My' App and Bluetooth on your iOS device.
3. In the 'Find My' App, navigate to the "Items" menu.
4. Tap "Add Item" located at the bottom of the "Items" menu.
5. Select "Other Supported Item" from the options.
6. Press and hold the button on your ATUVOS Tag for 10 seconds to reset it and initiate pairing. The pairing process should complete within 30 seconds.

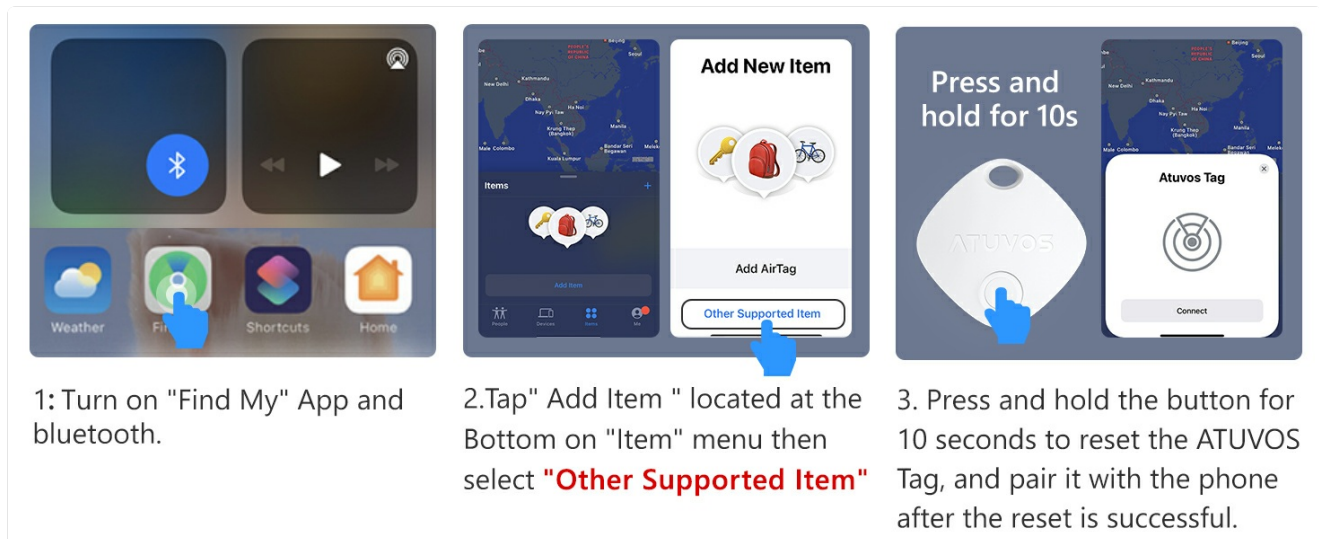


Image: Visual guide demonstrating the three-step pairing process for the ATUVOS Tag with an iOS device via the Find My app, including turning on Bluetooth, adding an item, and pressing the tag's button.

## Battery Installation

The ATUVOS Air Tracker Tag uses a replaceable CR2032 coin cell battery. When the battery is low, the device will notify you to replace it. Battery life varies with usage and environmental conditions.




Image: An exploded view diagram illustrating the simple process of opening the ATUVOS tracker to access and replace its CR2032 coin cell battery.

## OPERATING YOUR ATUVOS AIR TRACKER TAG

## Finding Nearby Items

When your item is within Bluetooth range (up to 200 ft / 60m), you can use the 'Find My' app or Siri to make your ATUVOS Tag ring. The tag emits a loud sound (80-100 dB) to help you locate it quickly.

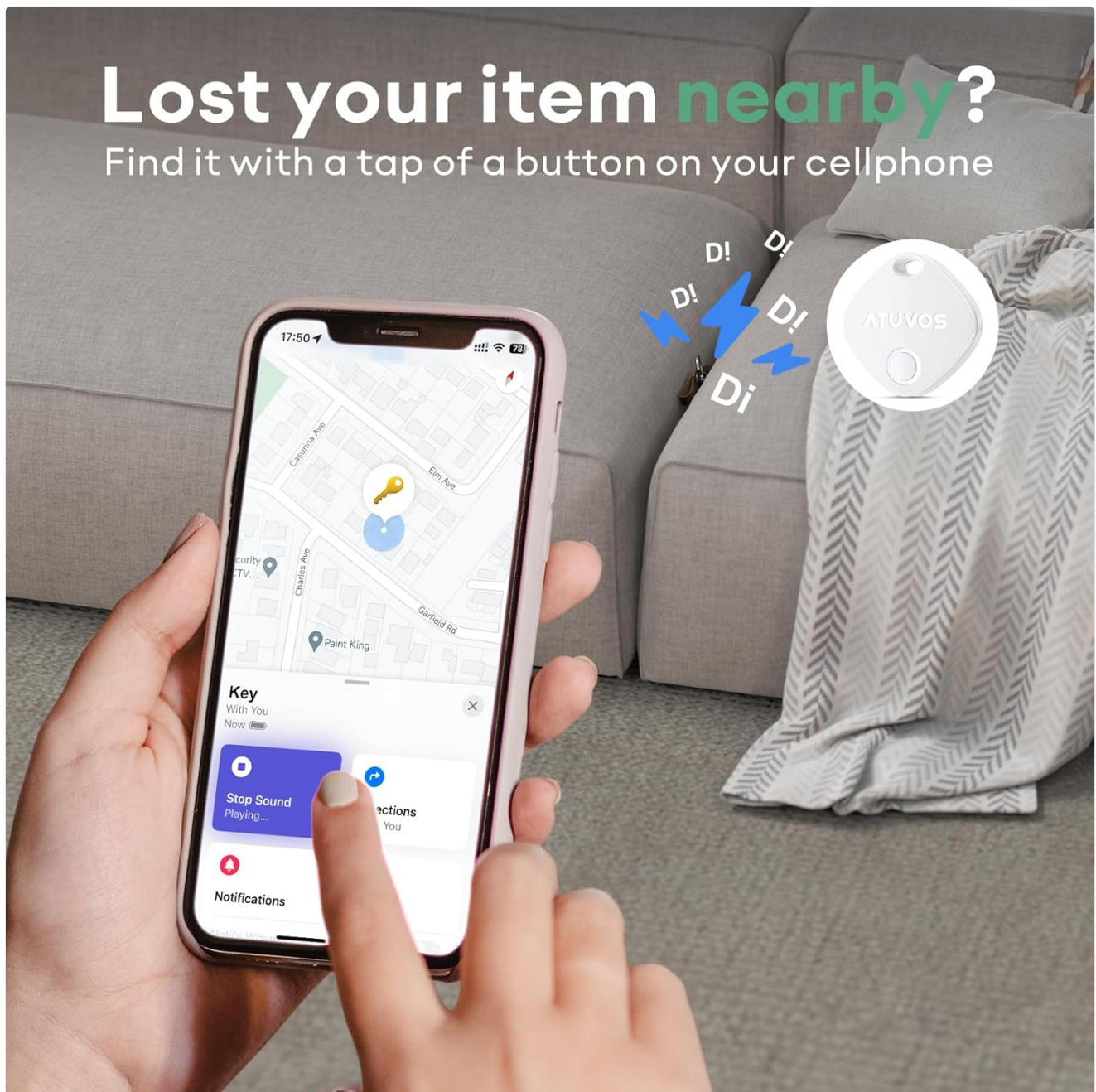


Image: A visual representation of finding a nearby lost item using the Find My app, showing the phone interface with a map and sound options, and the ATUVOS tracker emitting a beeping sound.

## Finding Far Away Items

If your item is outside of Bluetooth range, the Apple Find My network can help you locate it. Hundreds of millions of Apple devices worldwide anonymously and securely relay the location of your ATUVOS Tag to you. You can view its last known location on a map and get directions to its vicinity.



# Find Far Away

When outside of Bluetooth range, use the Find My app to view it on the map and direct you to the vicinity of ATUVOS



Image: A person using the Find My app on their iPhone to locate a lost item far away, with the app providing map directions to the item's last known location.

## Left Behind Remind

Receive instant notifications if your ATUVOS Bluetooth tracker disconnects from your iOS device's Bluetooth connection. This feature helps prevent you from accidentally leaving your belongings behind.

# Left-Behind Remind



## "keys" left behind

20m ago

This item is no longer detected near you. It was last seen near gregory meola \*\*\*\*\*

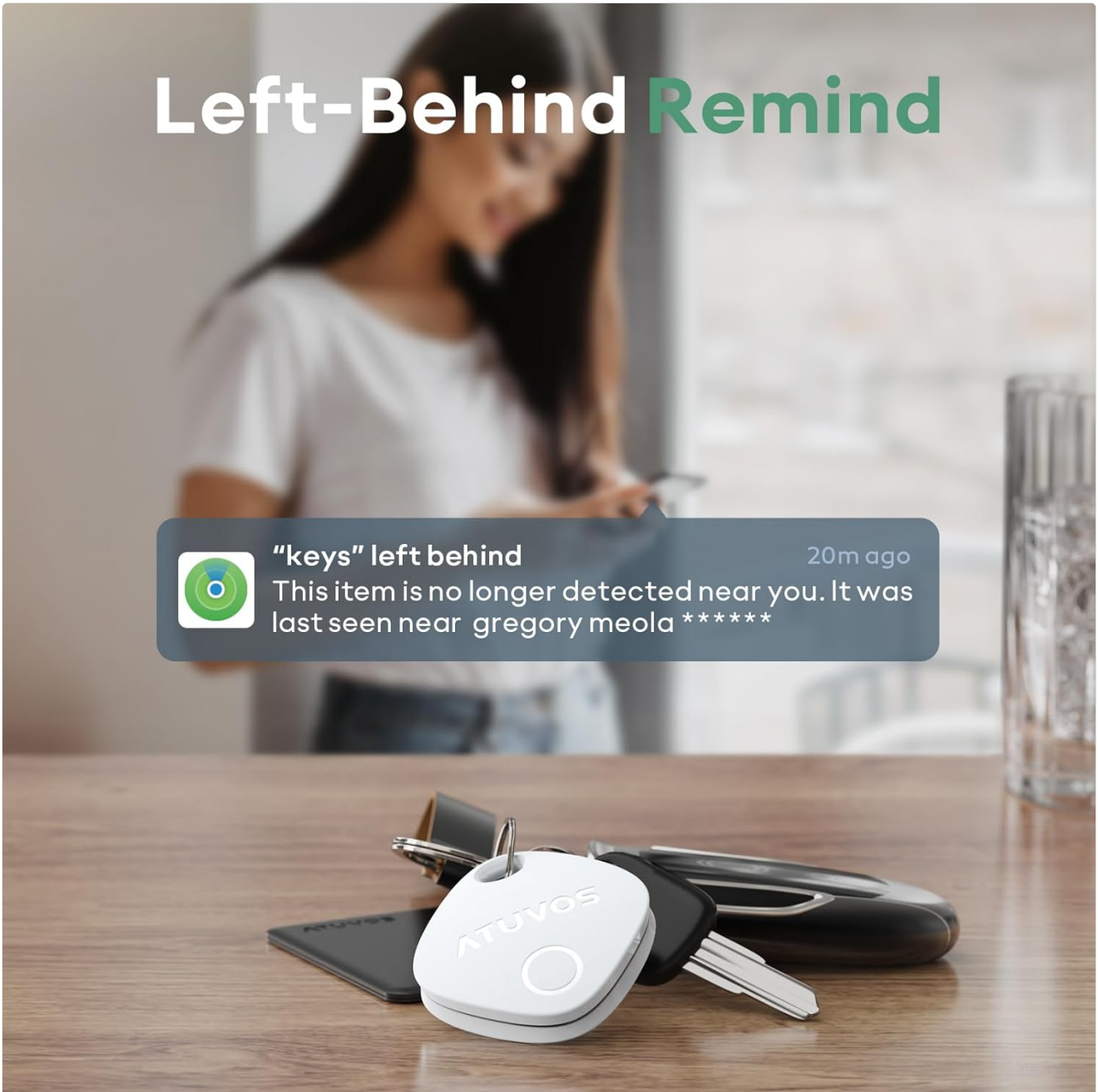


Image: An iPhone displaying a "Left Behind Remind" notification, indicating that the ATUVOS tracker (attached to keys) is no longer detected nearby, serving as a prompt to retrieve the item.

## Lost Mode

If your item is truly lost, you can enable Lost Mode in the Find My app. If someone finds your ATUVOS Tag, they can tap it with their NFC-enabled smartphone to see your contact information, allowing them to return your item.

# Anti-lost Mode

Obtain lost person contact information via the "Identify Found Item" feature in "Find My"



Image: An iPhone screen showing the "Anti-lost Mode" interface within the Find My app, which allows a finder to obtain contact information for a lost ATUVOS Tag by tapping it with their phone.

## Share This Item (iOS 17+)

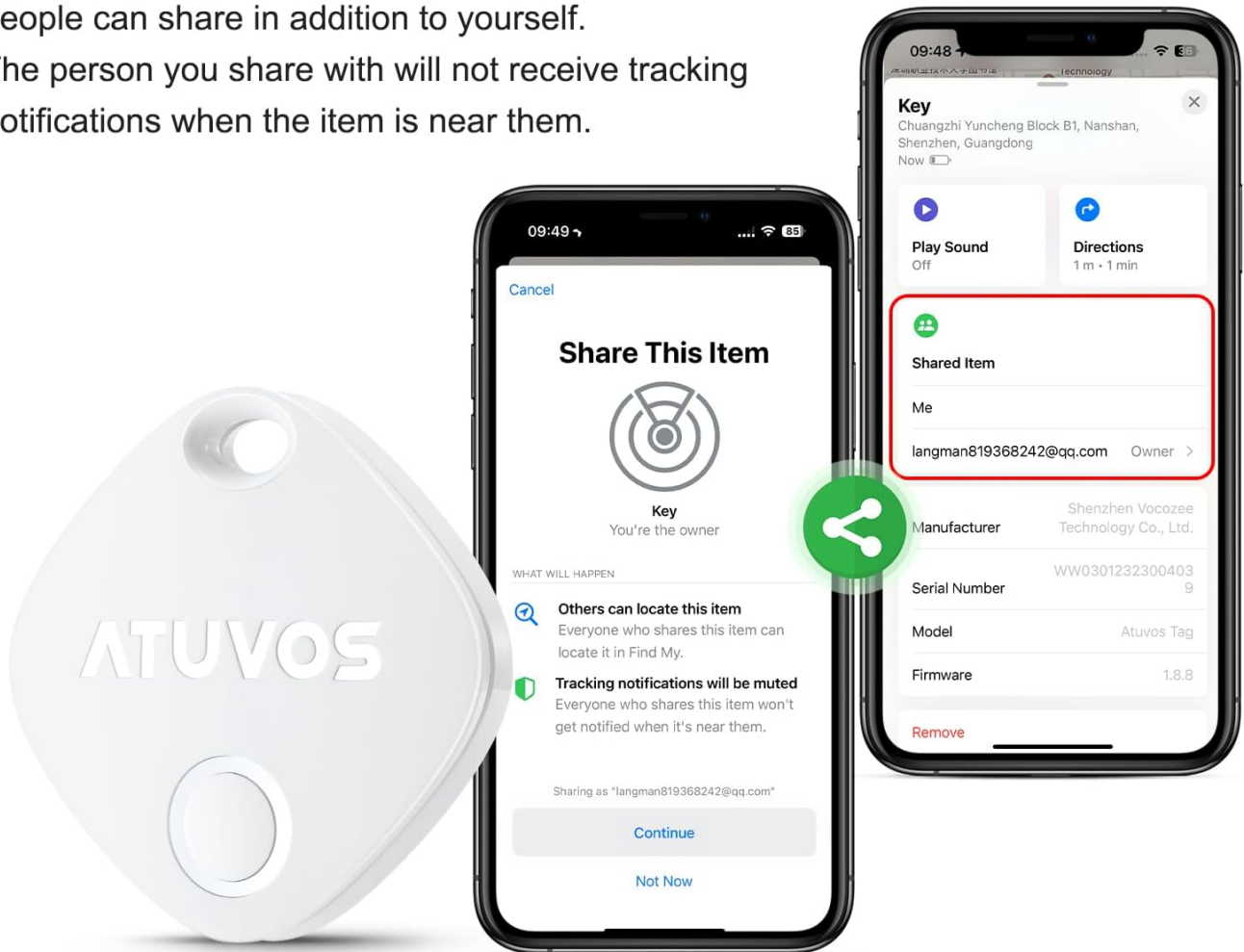
With iOS 17 or later, you can share your ATUVOS Tag with up to 5 other borrowers in the Find My app. They will be able to see the item's location on a map. Borrowers will not receive tracking notifications when the item moves with them, ensuring privacy for shared items.



# Share This Item in Find My

You can share an item in Find My and the person you share it with can locate it on a map and find it. Up to 5 people can share in addition to yourself.

The person you share with will not receive tracking notifications when the item is near them.



**Note:** Please ensure your iOS device has been updated to iOS 17

Image: Two iPhone screens demonstrating the "Share This Item" feature in the Find My app, allowing users to share the location of their ATUVOS tracker with up to five other individuals.

## Voice Control with Siri

You can use Siri to help you find your items. Simply say, "Hey Siri, find my [item name]" (e.g., "Hey Siri, find my keys") and your ATUVOS Tag will play a sound.



Works with  
Apple Find My



Privacy is built in



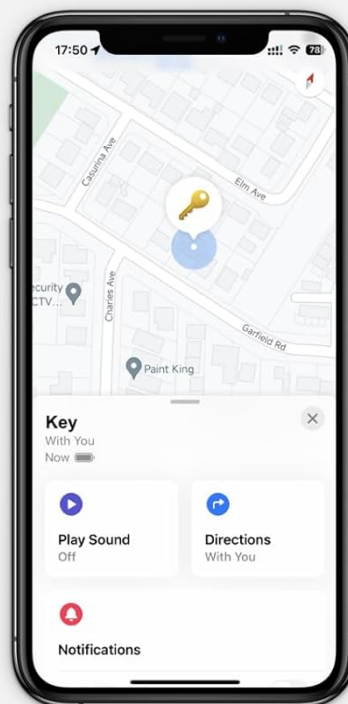
Replaceable battery  
lasts over a year



"Hey Siri, find my keys"

## ATUVOS TAG

The fastest way to  
find your things



**Note:** This product does not support Android devices

Image: An ATUVOS tracker next to an iPhone, highlighting its compatibility with Apple Find My and Siri for easy item location.

## MAINTENANCE

### Battery Replacement

The ATUVOS Air Tracker Tag is powered by a standard CR2032 coin cell battery. The battery life is designed to last an impressive year, but this can vary based on usage and environmental factors. When the battery level is low, you will receive a notification to replace it. Refer to the "Battery Installation" section under Setup for instructions on how to replace the battery.

### Water Resistance

The ATUVOS Air Tracker Tag features an IP67 waterproof rating. This means it is designed to withstand water splashes, rain, and even brief submersion. While it offers robust protection against water, it is not recommended for prolonged submersion or use during swimming.





Image: An ATUVOS tracker shown partially submerged in water, illustrating its IP67 water-resistant capability.

### Cleaning

To clean your ATUVOS Tag, wipe it gently with a soft, dry cloth. Avoid using abrasive cleaners or solvents that could damage the device.

### TROUBLESHOOTING

- **Tracker not connecting to Find My app:** Ensure Bluetooth is enabled on your iOS device. Try resetting the ATUVOS Tag by pressing and holding its button for 10 seconds until it beeps. Make sure your iOS device is updated to the latest version.
- **Tracker not ringing:** Check if the tag is within Bluetooth range of your iOS device. Ensure the volume on your iOS device is turned up.
- **Inaccurate location:** The accuracy of the location depends on the density of Apple devices in the Find My network. In areas with fewer Apple devices, location updates might be less frequent or precise.
- **Battery draining quickly:** Battery life can be affected by frequent use of the ringing feature or extreme environmental conditions. Ensure you are using a fresh CR2032 battery.
- **Compatibility:** Remember, ATUVOS Air Tracker Tags are designed exclusively for iOS devices and are not compatible with Android phones.

### SPECIFICATIONS

Model Number	AT2301
Dimensions	1.75 x 1.75 x 0.83 inches (4.45 x 4.45 x 2.11 cm)
Item Weight	2.08 ounces (59 grams)
Battery Type	CR2032 coin cell (included)
Bluetooth Range	Up to 200 ft (60m)
Sound Level	Up to 100dB
Water Resistance	IP67
Compatibility	iOS Only (Apple Find My network)

Material	Plastic
----------	---------



Image: A detailed diagram outlining the physical dimensions and key technical specifications of the ATUVOS tracker, including its sound level, Bluetooth range, water resistance, and battery type.

## WARRANTY







The ATUVOS Air Tracker Tags come with a **1 Year Warranty** from the date of purchase. Please retain your proof of purchase for warranty claims. This warranty covers manufacturing defects and issues arising from normal use.

## CUSTOMER SUPPORT

For any questions regarding the use, setup, or troubleshooting of your ATUVOS Air Tracker Tags, please contact our customer service team. We offer 24-hour customer service to assist you.

**Email:** [support@atuvos.com](mailto:support@atuvos.com)

## Related Documents - AT2301

	<p><a href="#">ATUVOS AT2301 Tag User Manual and Specifications</a></p> <p>Comprehensive guide to the ATUVOS AT2301 Tag, a Bluetooth tracker that works with Apple's Find My network. Learn about its features, setup, battery replacement, troubleshooting, and technical specifications.</p>
	<p><a href="#">ATUVOS Tag AT2301 User Guide &amp; Features</a></p> <p>Comprehensive guide for the ATUVOS Tag AT2301, detailing its features, setup with Apple Find My, battery replacement, specifications, troubleshooting, and regulatory information. Supports English, German, Spanish, Italian, and French.</p>
	<p><a href="#">ATUVOS Vos Tag AT2301: Apple Find My Compatible Item Tracker User Guide</a></p> <p>Learn how to use the ATUVOS Vos Tag (Model AT2301) with Apple Find My for item tracking. This guide covers setup, functions, battery replacement, specifications, and troubleshooting for this water-resistant Bluetooth tracker.</p>
	<p><a href="#">ATUVOS Slim Tag AT2503 User Manual - Rechargeable Item Tracker</a></p> <p>Comprehensive user manual for the ATUVOS Slim Tag AT2503. Learn how to set up, use, and troubleshoot this rechargeable Bluetooth item tracker compatible with Apple Find My and Google Find Hub networks. Features include long-distance tracking, left-behind alerts, and anti-unwanted tracking.</p>
	<p><a href="#">ATUVOS TAG AT2101: Localizzatore di Oggetti con Apple Find My</a></p> <p>Guida completa al TAG ATUVOS AT2101, un localizzatore di oggetti compatibile con Apple Find My. Scopri le funzionalità, le specifiche tecniche, la guida rapida, la sostituzione della batteria e le dichiarazioni di conformità.</p>
	<p><a href="#">ATUVOS TAG AT2101: Find My Compatible Item Tracker User Guide</a></p> <p>Get detailed information on the ATUVOS TAG AT2101, a Bluetooth item tracker that works with Apple's Find My network. This guide covers setup, features, specifications, battery replacement, and regulatory compliance.</p>