

manuals.plus /

› [Logitech](#) /

› [Logitech G435 Lightspeed and Bluetooth Wireless Gaming Headset Instruction Manual](#)

## Logitech G435

# Logitech G435 Lightspeed and Bluetooth Wireless Gaming Headset Instruction Manual

Model: G435

## 1. INTRODUCTION

---

Thank you for choosing the Logitech G435 Lightspeed and Bluetooth Wireless Gaming Headset. This lightweight headset is designed to provide high-fidelity audio and clear communication across multiple gaming platforms and devices. This manual will guide you through the setup, operation, maintenance, and troubleshooting of your new headset.



Figure 1: Logitech G435 Headset and USB Lightspeed Receiver

## 2. KEY FEATURES

- **Dual Wireless Connectivity:** Connects via Lightspeed USB-A receiver for low-latency gaming or Bluetooth for mobile devices.
- **High-Fidelity Audio:** Features 40 mm audio drivers for balanced, immersive sound. Compatible with Dolby Atmos, Tempest 3D AudioTech, and Windows Sonic for surround sound experiences.
- **Clear Voice Communication:** Integrated dual beamforming microphones eliminate the need for a mic arm, reducing background noise for clear communication.
- **Lightweight Design:** Weighs only 165 grams (5.8 oz) for extended comfort during long gaming sessions.
- **Long Battery Life:** Enjoy up to 18 hours of continuous use on a single charge.
- **Comfortable Ear Cushions:** Designed with memory foam ear cushions for total comfort.



## 3. SETUP

---

### 3.1 Lightspeed Wireless Connection (PC, PlayStation)

1. Insert the Lightspeed USB-A receiver into a USB port on your PC or PlayStation console.
2. Power on your G435 headset by pressing and holding the Power button for 3 seconds.
3. The headset will automatically connect to the Lightspeed receiver. The status indicator light on the headset will turn cyan.



Figure 2: Lightspeed Wireless for Pro-Grade Connection

### 3.2 Bluetooth Connection (Smartphones, Nintendo Switch)

1. With the headset powered on, press and hold the Power button and the Mute button simultaneously for 3 seconds to enter Bluetooth pairing mode. The status indicator light will blink blue.
  2. On your device (smartphone, Nintendo Switch), go to Bluetooth settings and select "G435" from the list of available devices.
  3. Once connected, the status indicator light on the headset will turn solid blue.
-

# LOW-LATENCY BLUETOOTH



● **PAIR BLUETOOTH**  
Press Power + Mute  
buttons for 3 sec.



● **SWITCH BETWEEN  
DEVICES**  
Press Mute for 3 sec.



Figure 3: Low-Latency Bluetooth Connectivity

## 3.3 Switching Between Lightspeed and Bluetooth

To switch between Lightspeed and Bluetooth connections, press and hold the Mute button for 3 seconds. The status indicator light will change to reflect the active connection (cyan for Lightspeed, blue for Bluetooth).

## 4. OPERATING INSTRUCTIONS

### 4.1 Power On/Off

- **Power On:** Press and hold the Power button for 3 seconds.
- **Power Off:** Press and hold the Power button for 3 seconds.

### 4.2 Volume Control

Use the volume rocker buttons located on the left earcup to adjust the audio output level.

### 4.3 Microphone Mute



Press the dedicated Mute button on the left earcup to mute or unmute the microphone. The status indicator light will change to indicate the microphone status.



Figure 4: Dual Beamforming Microphones

## 5. MAINTENANCE

### 5.1 Cleaning

- Wipe the headset with a soft, dry cloth.
- Do not use liquid cleaners or abrasive materials.
- The memory foam ear cushions can be gently cleaned with a damp cloth and mild soap, then allowed to air dry completely.

### 5.2 Battery Charging

To charge the headset, connect the included USB-C cable to the charging port on the headset and to a USB power source. The status indicator light will show charging status (red while charging, green when fully charged). A full charge provides up to 18 hours of battery life.

## 6. TROUBLESHOOTING

### 6.1 No Audio/Connectivity Issues

- Ensure the headset is powered on and fully charged.
- For Lightspeed connection, verify the USB-A receiver is securely plugged into the device and the headset's status indicator is cyan.
- For Bluetooth connection, ensure Bluetooth is enabled on your device and the headset is paired (status indicator blue). Try re-pairing if necessary.
- Check the volume levels on both the headset and your connected device.
- Ensure the headset is selected as the audio output device in your system settings.

### 6.2 Microphone Not Working

- Ensure the microphone is not muted (check the Mute button and status indicator).
- Verify the headset is selected as the input device in your system's audio settings.
- Check for any software updates for your device or headset drivers.

## 7. SPECIFICATIONS

Model Name	Logitech G435
Item Model Number	097855168252
Connectivity	Lightspeed Wireless (USB-A), Bluetooth 5.0
Wireless Range	Up to 10 meters
Audio Drivers	40 mm Dynamic Drivers
Frequency Response	20 Hz - 20 KHz
Impedance	45 Ohms (passive)
Microphone	Dual embedded beamforming microphones
Battery Life	Up to 18 hours
Charging Port	USB-C
Weight	165 grams (5.8 ounces)
Dimensions	6 x 3 x 7 inches
Compatible Devices	PC, Smartphones, PlayStation, Nintendo Switch

## 8. OFFICIAL PRODUCT VIDEOS

Your browser does not support the video tag.

Video 1: An overview of the Logitech G435 Wireless Gaming Headset, highlighting its features and design.

## 9. WARRANTY AND SUPPORT

### 9.1 Return Policy

This product is eligible for a 90-day refund/replacement return policy. Please refer to your purchase documentation for specific





terms and conditions.

9.2 Manufacturer Support

For technical support, warranty claims, or additional product information, please visit the official Logitech support website or contact their customer service. Specific warranty details are typically provided with your product packaging.

© 2023 Logitech. All rights reserved. Logitech, Lightspeed, and their respective logos are trademarks or registered trademarks of Logitech Europe S.A. and/or its affiliates in the U.S. and other countries.

Related Documents - G435

	<p><a href="#">Logitech G435 Lightspeed Wireless Gaming Headset User Manual</a></p> <p>Comprehensive user manual for the Logitech G435 Lightspeed wireless gaming headset, covering setup, connection via Lightspeed and Bluetooth, power management, volume control, battery status, and sidetone settings.</p>
	<p><a href="#">Logitech G435 &amp; Razer Seiren Mini User Manuals</a></p> <p>Comprehensive user guides for the Logitech G435 LIGHTSPEED &amp; Bluetooth Wireless Gaming Headset and the Razer Seiren Mini USB Condenser Microphone, covering setup, connections, features, and maintenance.</p>
	<p><a href="#">Logitech G435 Headset Update and Bluetooth Pairing Guide</a></p> <p>Learn how to update your Logitech G435 headset and pair it with your Nintendo Switch via Bluetooth. This guide provides step-by-step instructions for firmware updates and Bluetooth connectivity.</p>
	<p><a href="#">Logitech G435 Wireless Gaming Headset User Manual</a></p> <p>User manual for the Logitech G435 wireless gaming headset, covering setup, features, safety precautions, and technical specifications.</p>

