

## truke E216

# truke Air Buds True Wireless Earbuds E216 Instruction Manual

Model: E216

## INTRODUCTION

Welcome to your truke Air Buds True Wireless Earbuds. These earbuds are designed to provide a superior audio experience with advanced features like AI-powered noise cancellation, long battery life, and customizable sound profiles. This manual will guide you through the setup, operation, and maintenance of your new earbuds.

# truke | AIR BUDS

MAKE YOUR SIGNATURE **SOUND**





-  Truke Buds Application Support
-  20 Preset EQ Modes
-  AI Powered Noise Cancellation
-  Auto In-Ear Detection



Image: truke Air Buds with key features overview.

Your browser does not support the video tag.

## WHAT'S IN THE BOX

---

Ensure all items are present in the packaging:

- Wireless Charging Case
- 2 Pair (Small & Large) Extra Eartips
- Type-C USB Cable
- User Manual
- Warranty Card

## SETUP

---

### 1. Initial Pairing

1. Open the charging case. The earbuds will automatically enter pairing mode.
2. On your device (smartphone, tablet, laptop), enable Bluetooth.
3. Search for "truke Air Buds" in the list of available devices and select it to connect.
4. Once connected, you will hear a confirmation tone.

The earbuds support Bluetooth 5.1 for stable and efficient connectivity with Android, iOS, and Windows devices.

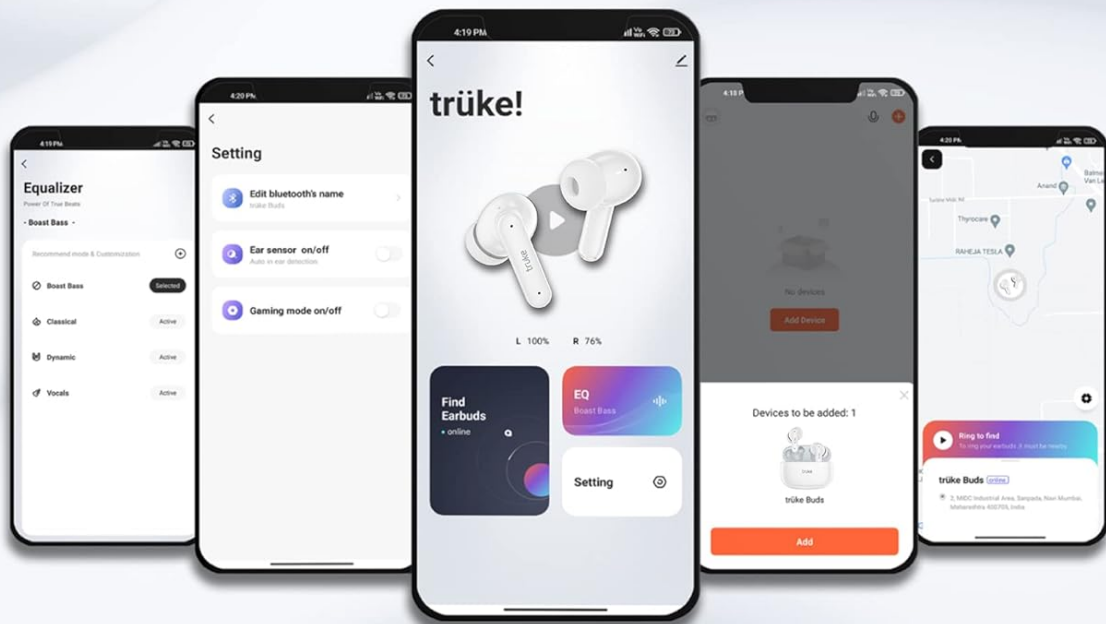
### 2. Truke Buds Application Support

Enhance your experience by downloading the truke Buds Application, available on both Android and iOS. The app allows you to:

- Toggle Gaming mode
- Enable/Disable in-ear Sensor
- Select from 20 Preset EQs or customize your own Signature EQ
- Upgrade Firmware
- And much more.

# TRUKE BUDS APPLICATION

## CUSTOMIZE VIA SMART APP



FIND  
EARBUDS



TOGGLE GAMING  
MODE



ADJUST  
EQ

Image: Truke Buds Application interface for customization.

## OPERATING INSTRUCTIONS

### 1. Touch Controls

The earbuds feature a high-quality touch panel for easy control:

- **Answer/End Call:** Single tap on either earbud.
- **Play/Pause Music:** Single tap on either earbud.
- **Next Track:** Double tap on the right earbud.
- **Previous Track:** Double tap on the left earbud.
- **Activate Voice Assistant (Google/Siri):** Tap 2 times on the left earbud.
- **Toggle In-Ear Detection:** Tap 3 times on the left earbud.
- **Switch Gaming/Music Mode:** Tap 3 times on the right earbud.

## 2. Game and Music Modes

The truke Air Buds offer dual modes for optimized audio experiences:

- **Music Mode:** Provides Hi-Fi sound quality for a cinematic audio experience.
- **Gaming Mode:** Offers a surround sound effect with 55ms ultra-low latency, allowing for precise identification of in-game sounds like footsteps and gunshots.

To switch between modes, tap 3 times on the right earbud. You can also manage this setting via the truke Buds Application.

## 3. Auto In-Ear Detection

These earbuds feature high-precision contact sensors for real-time detection of wearing status. Music automatically plays when you wear the earbuds and pauses when you take them out, ensuring you don't miss any audio.

This feature can be turned On/Off by tapping 3 times on the left earbud or through the truke Buds Application.

# AUTO IN-EAR DETECTION

REAL-TIME DETECTION ON WEARING STATUS

**AUTO PLAY**  
PUT ON EARBUDS

**AUTO PLAY**  
TAKE OUT EARBUDS

Image: Auto In-Ear Detection functionality.

## FEATURES

---

### 1. Connectivity

Equipped with power-efficient Bluetooth v5.1, the truke Air Buds offer superior connectivity, low power consumption, and compatibility with all Android, Windows, and iOS devices.

### 2. Sound Quality

Experience powerful deep bass and rich music with 10mm dynamic driver speakers. Customize your sound with 20 preset EQ modes or create your own signature profile using the truke Buds Application. Options include Rock, Hip-Hop, Deep Bass, Electronic, and more.

# 20 PRESET EQ MODES

CUSTOMIZE EQ TO YOUR SINGNATURE **SOUND**

DYNAMIC | POP | ACOUSTIC | JAZZ

R&B | BASS BOOST | ROCK

ELECTRONIC | DANCE

**HIP-HOP**

LOUNGE | VOCALS

**DEEP BASS**

CLASSICAL | LATIN | PIANO

TREBLE BOOSTER & REDUCER | BASS REDUCER | FLAT

\*WORKS WITH TRUKE SMART APPLICATION

 **CUSTOM EQ SUPPORTED**

Image: Internal components of the earbud driver.

### 3. AI Powered Noise Cancellation

The truke Air Buds feature Quad MEMS Microphones combined with Deep Neural Network Call Noise Cancellation Technology. This AI-powered system accurately picks up sound waves and separates the caller's voice from background noise in real-time, ensuring clear calls even in noisy environments.

### 4. Battery Life

Enjoy up to 10 hours of playtime on a single charge. The 300mAh charging case provides an additional 38 hours, totaling up to 48 hours of playtime. A quick 5-minute charge can provide up to 100 minutes of playback.

# KING OF BATTERY

## LONGEST BATTERY LIFE\*

HOURS  
PLAYTIME

100 MINS  
PLAYTIME  
WITH 5 MIN CHARGE

10 HOURS  
PLAYTIME  
ON SINGLE CHARGE

38 HOURS  
ADDITIONAL  
WITH 300MAH CHARGING CASE



Image: Battery life and quick charging capabilities.

## MAINTENANCE

The truke Air Buds are IPX4 water-resistant, making them suitable for workouts and light rain. However, they are not designed for swimming or submersion in water.

- **Cleaning:** Use a soft, dry cloth to clean the earbuds and charging case. Avoid using harsh chemicals or abrasive materials.
- **Storage:** Store the earbuds in their charging case when not in use to protect them and keep them charged.
- **Water Exposure:** If the earbuds get wet, wipe them dry thoroughly before placing them back in the charging case or using them.

## TROUBLESHOOTING

- **Earbuds not pairing:** Ensure both earbuds are in the charging case, then open the lid to activate pairing mode. Check your device's Bluetooth settings and try reconnecting.
- **Only one earbud working:** Place both earbuds back in the charging case, close the lid, wait a few seconds, then open it again. This often resets the connection.
- **Low volume or poor sound quality:** Check the earbud fit and try different sized eartips. Ensure the earbuds are clean and free of debris. Adjust EQ settings in the truke Buds Application.
- **Charging issues:** Ensure the charging cable is securely connected to both the case and a power source. Clean the charging contacts on both the earbuds and the case.
- **Touch controls unresponsive:** Ensure your fingers are clean and dry. Try resetting the earbuds by placing them in the case and then taking them out.

For further assistance, refer to the official truke website or contact customer support.

## SPECIFICATIONS

Feature	Detail
Brand	truke
Model Name	Air Buds
Model Number	E216
Ear Placement	In Ear
Connectivity Technology	Bluetooth 5.1, Wireless
Audio Driver Type	10mm Dynamic Driver
Noise Cancellation	AI Powered Quad-Mic ENC
Playtime (Single Charge)	Up to 10 Hours
Total Playtime (with Case)	Up to 48 Hours
Low Latency	55ms (Gaming Mode)
Water Resistance	IPX4
Control Method	App, Touch
Item Weight	45 Grams
Compatible Devices	Cellphones, Desktops, Gaming Consoles, Laptops, Tablets

## WARRANTY AND SUPPORT

Your truke Air Buds come with a **1 Year Warranty** from the date of purchase. Mandatory registration is required on the truke website within 10 days of purchase to activate the warranty.

For any warranty claims, technical support, or product inquiries, please contact:

- **Importer:** Eccentric Enterprises Private Limited
- **Address:** Office No. 111, 1st Floor, Maruti Chamber, Plot No. 857-A, Kalamoli, NAVI MUMBAI, Raigarh, Maharashtra, India, 410218
- **Contact:** +91 93541 70767
- **Email:** [support@eccentricindia.com](mailto:support@eccentricindia.com)

Please retain your proof of purchase for warranty services.

