

ieGeek ZY G1

ieGeek 2K Wi-Fi Outdoor Wireless 360° PTZ Surveillance Camera User Manual

Model: ZY G1

PRODUCT OVERVIEW

The ieGeek 2K Wi-Fi Outdoor Wireless 360° PTZ Surveillance Camera (Model ZY G1) is designed for comprehensive outdoor security. Featuring a 3MP resolution, it provides clear 2K video quality with color night vision up to 15 meters. The camera is equipped with a solar panel for continuous power, a rechargeable battery, and offers 360° pan and tilt capabilities for wide area monitoring. Advanced features include PIR human detection, sound and light alarms, two-way audio, and stable Wi-Fi connectivity.



Image: The ieGeek 2K Wi-Fi Outdoor Wireless 360° PTZ Surveillance Camera, shown with its solar panel and a smartphone displaying a clear view of a car's license plate, highlighting its 2K resolution capabilities.

SETUP AND INSTALLATION

Follow these steps to set up your ieGeek surveillance camera:

1. **Charge the Battery:** Before initial use, ensure the camera's built-in rechargeable battery is fully charged using the provided USB cable. While the solar panel provides continuous power, a full initial charge is recommended.
2. **Download the App:** Download the "ieGeek Cam" application from your smartphone's app store (available on Android and iOS).
3. **Power On and Pair:** Turn on the camera. Open the ieGeek Cam app and follow the on-screen instructions to add your device. This typically involves scanning a QR code on the camera.
4. **Choose Installation Location:** Select a suitable outdoor location for installation. Consider Wi-Fi signal strength (the app can help detect this), optimal sunlight exposure for the solar panel, and the desired monitoring area. The camera is IP65 waterproof, suitable for outdoor conditions.

5. **Mount the Camera:** Use the provided mounting plate, screws, and wall plugs to securely attach the camera to a wall or other stable surface. Ensure the solar panel is positioned to receive maximum direct sunlight.
6. **Connect Solar Panel:** Connect the solar panel cable to the camera's charging port.
7. **Verify Wi-Fi Connection:** After mounting, use the app to confirm a stable Wi-Fi connection. The dual-antenna design enhances signal stability.



Alimentazione a Batteria 100% Senza Fili

Con Pannelli Solari

Cavo di ricarica USB

Durata fino a 150 giorni

Image: The ieGeek camera mounted on an exterior wall, demonstrating its 100% wireless battery power and solar panel for continuous charging.

Impermeabile IP65 e Resistente alle alte temperature



Image: The ieGeek camera shown outdoors in the rain, illustrating its IP65 waterproof and high-temperature resistant design for reliable outdoor performance.

OPERATING THE CAMERA

The ieGeek Cam app is your primary interface for controlling and monitoring the camera.

Live View and PTZ Control

- Open the ieGeek Cam app to access the live feed from your camera.
- Use the on-screen joystick or swipe gestures to manually control the camera's 355° horizontal pan and 120° vertical tilt (PTZ) to monitor any angle of your property.



Image: A smartphone displaying the live feed from the ieGeek camera, with on-screen controls indicating 355° pan and 120° tilt capabilities for panoramic monitoring.

Motion Detection and Alarms

- The camera features PIR human detection. Adjust the sensitivity (levels 1-10) in the app to minimize false alarms.
- Upon detecting motion, you will receive instant notifications on your phone.
- The integrated siren and spotlight can be activated as an effective deterrent against intruders.

Allarme Notturmo Acustico e Visivo

Avviso Audio

▶ **Avviso Audio e Luce spot**

Avviso di Luce bianca




Image: A visual representation of the intelligent PIR human sensor, showing a customizable detection area and a notification alert on a smartphone when a person is detected.

Sensore Umano PIR Intelligente

Impostazione personalizzata dell'area di rilevamento



Image: An illustration of the camera's night alarm features, including audio warnings and a spotlight, acting as a visual and audible deterrent against potential intruders.

Night Vision

- The camera intelligently switches between day and night modes.
- It provides 2K color night vision up to 15 meters (49 feet) using an IR-CUT filter for clear image quality.
- The app supports manual zoom for live view.

2K FHD Visione Notturna a Colori 15m

L'APP supporta lo zoom manuale per visualizzare lo schermo dal vivo



130°
Grandangolo

49FT
Distanza di visione notturna

4X
Zoom Digitale

Image: A smartphone screen displaying the camera's 2K Full HD color night vision, showing a clear view of a scene at night, with indicators for 130° wide angle, 49ft night vision distance, and 4X digital zoom.

Two-Way Audio

- Utilize the two-way audio feature via the ieGeek Cam app to communicate with visitors or deter unwanted guests.

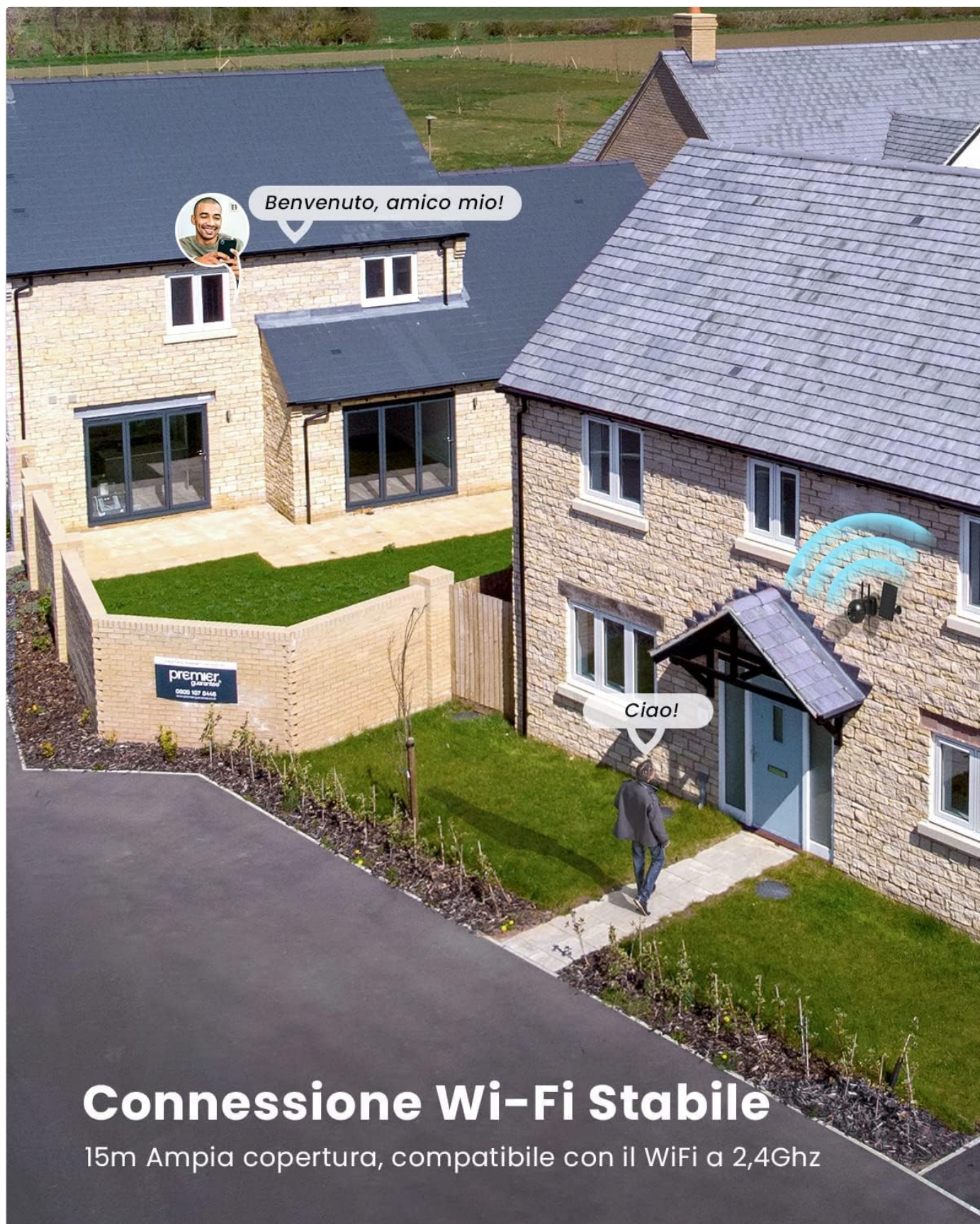


Image: An overhead view of a residential area with speech bubbles indicating two-way audio communication, showing people interacting remotely via the camera, emphasizing global connectivity.

Storage Options

- The camera supports local storage via a Micro SD card (up to 128GB).
- Cloud storage options are also available, including a free 6-second cycle cloud service.

MAINTENANCE

Proper maintenance ensures the longevity and optimal performance of your camera.

- **Cleaning:** Periodically clean the camera lens and solar panel with a soft, damp cloth to remove dust, dirt, or debris that may obstruct vision or reduce charging efficiency. Avoid abrasive cleaners.
- **Battery Monitoring:** While the solar panel provides continuous charging, monitor the battery level via the app, especially during prolonged cloudy periods. The battery can last up to 180 days on a single charge without solar input.
- **Firmware Updates:** Check the ieGeek Cam app regularly for firmware updates to ensure your camera has the latest features and security enhancements.
- **Environmental Protection:** The camera is IP65 waterproof, designed to withstand various weather conditions. However, ensure it is securely mounted to prevent damage from strong winds or impacts.

TROUBLESHOOTING

If you encounter issues with your ieGeek camera, refer to the following common solutions:

Problem	Possible Cause / Solution
Camera Offline / No Connection	<ul style="list-style-type: none">• Check Wi-Fi signal strength in the ieGeek Cam app. Ensure the camera is within range of your 2.4GHz Wi-Fi network.• Restart your Wi-Fi router and the camera.• Ensure the camera's battery is charged.
Motion Detection Not Working / Too Many False Alarms	<ul style="list-style-type: none">• Adjust PIR sensitivity settings (1-10) in the app.• Define specific detection zones to exclude irrelevant areas.• Ensure there are no obstructions blocking the sensor.
Poor Night Vision Quality	<ul style="list-style-type: none">• Clean the camera lens to remove any smudges or dirt.• Ensure there are no reflective surfaces close to the camera that might interfere with the IR lights.
Battery Not Charging via Solar Panel	<ul style="list-style-type: none">• Ensure the solar panel is clean and free of debris.• Verify the solar panel is positioned to receive direct sunlight for several hours daily.• Check the connection cable between the solar panel and the camera.

For further assistance, please contact ieGeek customer support.

SPECIFICATIONS

Feature	Detail
Model Number	ZY G1
Video Resolution	3MP (2304 x 1296)
PTZ Rotation	355° Horizontal, 120° Vertical
Night Vision Range	Up to 15 meters (49 feet) with Color Night Vision

Feature	Detail
Power Source	Rechargeable Battery, Solar Panel
Connectivity	Wi-Fi (2.4GHz)
Waterproof Rating	IP65
Storage Options	Micro SD Card (up to 128GB), Cloud Storage
Audio	Two-Way Audio
Special Features	PIR Human Detection, Sound & Light Alarm, Works with Alexa
Dimensions (LxWxH)	16 x 15 x 9 cm
Weight	450 g

WARRANTY AND SUPPORT

ieGeek provides a **2-year warranty** for this product, ensuring peace of mind regarding its quality and performance. Additionally, ieGeek offers **24-hour online service** to assist with any queries or issues you may encounter. For support, please refer to the contact information provided in your product packaging or visit the official ieGeek website.





Image: Visual representation of ieGeek's 2-year warranty and available support channels (phone, email, online).





[\[pdf\]](#) User Manual Instructions

ieGeek ZY G3 3G 4G LTE Solar Security Camera No WiFi Motion Detection Color Night Vision Battery

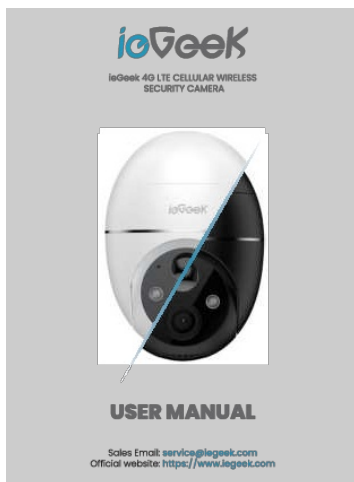
Powered User Manual v 1735542125 cdn shopify s files 1 0797 0540 7780 |||

4G LTE CELLULAR WIRELESS SECURITY CAMERA USER MANUAL ZY-G3 Sales

Email: service iegeek.com Official website: <https://www.iegeek.com> V2 FCC

Statement This equipment has been tested and found to comply with the limits for a Class B digital device, pursuant to part 15 of the FCC rules. These limits a...

lang:en score:28 filesize: 4.03 M page_count: 76 document date: 2024-09-11



[\[pdf\]](#) User Manual

iegeek ZY G1 User Manual 20230117 ck Download 4G LTE Camera Support ieGeek v 1679587042 cdn

shopify s files 1 0549 9053 6917 |||

...

lang:en score:24 filesize: 15.11 M page_count: 97 document date: 2023-02-20