

Chrome #SC-30

2021 Bowman Chrome 2020 Summer Camp Refractor #SC-30 CJ Abrams San Diego Padres Baseball

INSTRUCTION MANUAL

1. Introduction

This document provides essential information for the proper handling, storage, and preservation of your 2021 Bowman Chrome 2020 Summer Camp Refractor #SC-30 CJ Abrams San Diego Padres Baseball trading card. Adhering to these guidelines will help maintain the card's condition and value over time.

2. Product Overview

The 2021 Bowman Chrome 2020 Summer Camp Refractor #SC-30 features CJ Abrams, a prominent player for the San Diego Padres. This card is part of the 2020 Summer Camp series within the 2021 Bowman Chrome collection, known for its distinctive refractor finish.



Figure 2.1: Front of the Card

This image displays the front of the trading card, featuring CJ Abrams in his San Diego Padres uniform. The card is from the 2020 Summer Camp series, indicated by the logo at the bottom, and has a refractor finish, giving it a shimmering appearance. The Bowman Chrome logo is visible in the top left corner.

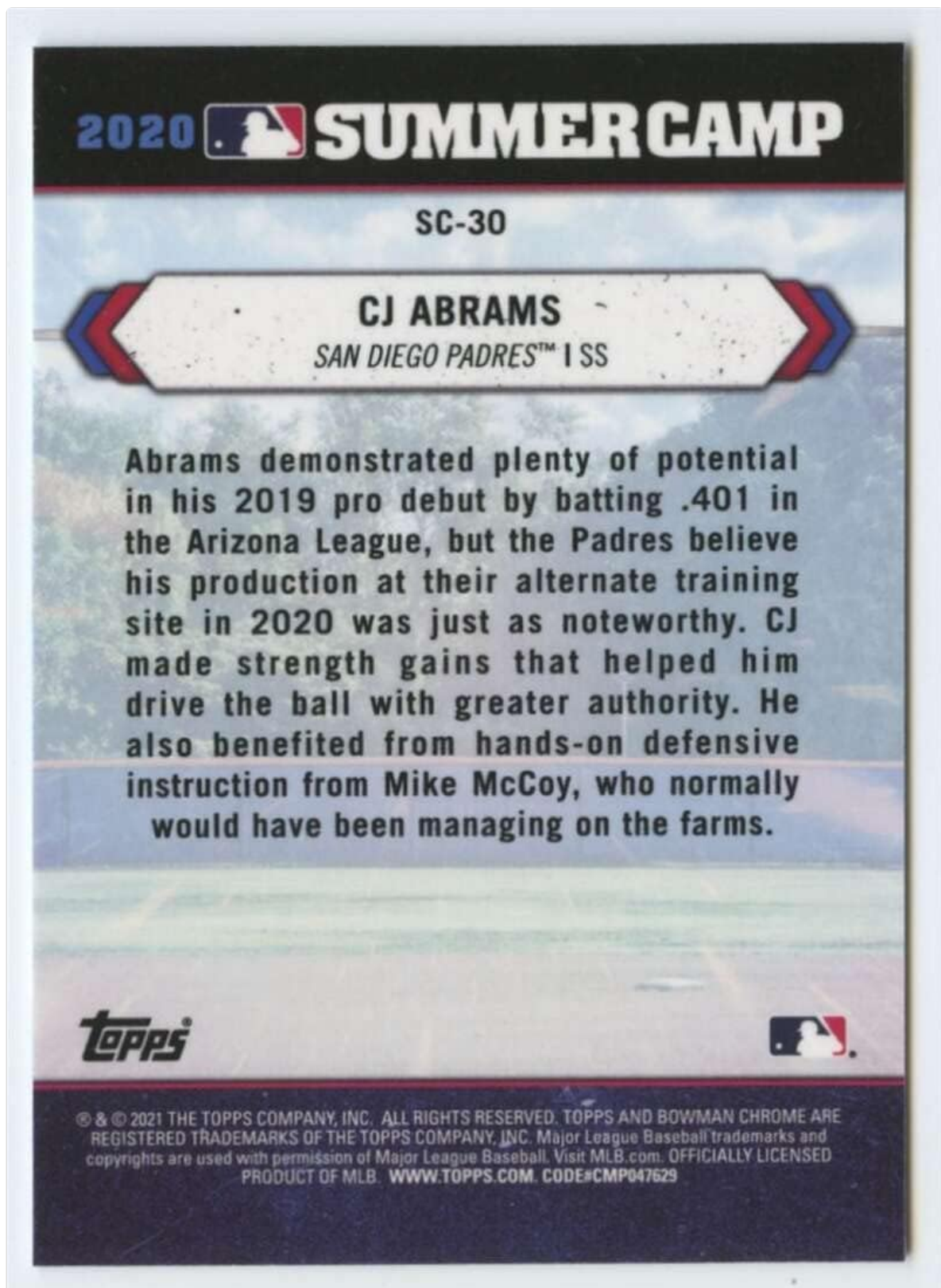


Figure 2.2: Back of the Card

This image shows the reverse side of the trading card. It includes the card number SC-30, CJ Abrams' name, and his team (San Diego Padres). Below this, there is a detailed biographical text about CJ Abrams' performance and development. Copyright information for Topps and Bowman Chrome is located at the bottom.

3. Handling and Storage (Setup)

Proper handling and storage are crucial for preserving the condition of your trading card.

- **Clean Hands:** Always handle the card with clean, dry hands. Consider wearing cotton gloves to prevent oils and dirt from transferring to the card surface.

- **Edge Handling:** Hold the card by its edges to avoid touching the front and back surfaces, which can lead to smudges or damage.
- **Protective Sleeves:** Immediately place the card into a soft, acid-free penny sleeve. This provides a basic layer of protection against scratches.
- **Top Loaders/Magnetic Holders:** For enhanced protection, insert the sleeved card into a rigid top loader or a magnetic one-touch holder. These prevent bending and creasing.
- **Storage Environment:** Store cards in a cool, dry place away from direct sunlight, extreme temperatures, and high humidity. UV light can cause fading over time.
- **Display:** If displaying, use UV-protective display cases or frames designed for trading cards.

4. Care and Preservation (Maintenance)

Regular care ensures the longevity of your collectible.

- **Avoid Cleaning:** It is generally recommended to avoid cleaning trading cards, as this can cause damage or alter the surface. If absolutely necessary, use a very soft, dry microfiber cloth to gently wipe away dust, but proceed with extreme caution.
- **Prevent Bending:** Never bend, fold, or crease the card. Store it flat in appropriate protective gear.
- **Protect from Liquids:** Keep the card away from all liquids to prevent water damage, staining, or warping.
- **Dust Control:** Store cards in enclosed containers or binders to minimize dust accumulation.

5. Common Concerns (Troubleshooting)

While proper care minimizes issues, here are some common concerns and general advice:

- **Minor Surface Dust:** If dust accumulates, gently blow it off or use a soft, dry, lint-free brush. Avoid rubbing.
- **Smudges/Fingerprints:** If a smudge occurs, do not attempt to rub it off vigorously. In most cases, it's best to leave it to avoid further damage. Professional card grading services do not typically clean cards.
- **Card Warping:** Warping can occur due to humidity changes. Ensure the card is stored in a stable, low-humidity environment within a rigid holder.
- **Damage Assessment:** For significant damage (creases, tears, major surface issues), consult with a professional card grading service for assessment and advice. Attempting repairs yourself is not recommended as it can decrease the card's value.

6. Specifications

Attribute	Detail
Product Name	2021 Bowman Chrome 2020 Summer Camp Refractor
Card Number	#SC-30
Player	CJ Abrams
Team	San Diego Padres
Series Year	2020 (Summer Camp)

Collection Year	2021 (Bowman Chrome)
Approximate Package Dimensions	7 x 4 x 0.33 inches
Approximate Item Weight	0.32 ounces
Manufacturer	Bowman
ASIN	B09YR6NPC6





7. Additional Information

For more products and information from the brand, please visit the official Chrome Store:

[Visit the Chrome Store on Amazon](#)

© 2024 Chrome. All rights reserved.

Related Documents - #SC-30

	<p>INFINITI I35 Starting and Charging System Service Manual</p> <p>A comprehensive service manual for the INFINITI I35, detailing the starting and charging systems. It covers battery handling, starting system diagnostics, charging system troubleshooting, component construction, removal/installation procedures, and service data specifications.</p>
	<p>Nissan Altima Starting and Charging System Service Manual</p> <p>Detailed service manual for the 2005 Nissan Altima covering the starting and charging system, including precautions, preparation, battery maintenance, starting system diagnostics, charging system diagnostics, and service data for QR25DE and VQ35DE engines.</p>
	<p>Nissan/Infiniti Starting and Charging System Service Manual (VK45DE, VQ35DE)</p> <p>Comprehensive service manual detailing the starting and charging systems for Nissan/Infiniti vehicles with VK45DE and VQ35DE engines. Includes diagnostics, troubleshooting, removal, installation, and specifications for battery, starter, and alternator.</p>
	<p>Taymor Bergen Grade 3 Leverset - Specifications, Features, and Finishes</p> <p>Detailed specifications for the Taymor Bergen Grade 3 leverset, including features, installation, available finishes, and part numbers. This document provides technical details for door hardware.</p>



[Sennheiser Headset and Speakerphone Product Comparison Guide](#)

A comprehensive guide comparing Sennheiser's extensive range of wireless Bluetooth, wireless DECT, wired headsets, and meeting room speakerphone solutions. Details product USPs, features, connectivity, noise cancellation, wearing styles, and pricing for various professional communication needs.



[SoundCart SC-NINJA Assembly Guide and Specifications](#)

Comprehensive assembly guide and specifications for the SoundCart SC-NINJA cart. Includes parts list, step-by-step instructions, maintenance tips, and optional accessories.