

## Manuals+

[Q & A](#) | [Deep Search](#) | [Upload](#)

manuals.plus /

› [CASCHO](#) /

› [CASCHO BX17 Wireless Earbuds User Manual](#)

## CASCHO BX17

# CASCHO BX17 Wireless Earbuds User Manual

Model: BX17 | Brand: CASCHO

## INTRODUCTION

---

Thank you for choosing the CASCHO BX17 Wireless Earbuds. These earbuds are designed to provide a superior audio experience with advanced features such as Bluetooth 5.3 connectivity, extended playtime, and a comfortable, secure fit. This manual will guide you through the setup, operation, and maintenance of your new earbuds.

## Product Overview

The CASCHO BX17 Wireless Earbuds feature a rose gold finish, over-ear hooks for secure fit, and a digital display charging case. They are equipped with 14.5mm graphene drivers for rich audio and built-in microphones for clear calls.



Image: The CASCHO BX17 Wireless Earbuds in their charging case, showcasing the rose gold color and digital display.

### What's in the Box

- CASCHO BX17 Wireless Earbuds (Left and Right)
- Charging Case with Digital Display
- USB-C Charging Cable
- Multiple Sizes of Eartips (S, M, L)
- User Manual

### SETUP

## 1. Charging Your Earbuds and Case

Before first use, fully charge both the earbuds and the charging case. The charging case has a 650mAh battery capacity, providing up to 5 additional charges for the earbuds.

- Place the earbuds into the charging case. Ensure the charging contacts align.
- Connect the USB-C charging cable to the charging port on the case and to a power source.
- The digital display on the charging case will show the battery percentage of the case, and individual indicators for the left and right earbuds. Each grid represents 25% of the power.
- Earbuds charging time: Approximately 1 hour.
- Charging case charging time: Approximately 2 hours.

# Dual LED Digital Display



Power of  
Charging Case



Power of  
L/R Earbuds



Image: The charging case displaying battery levels for both the case and individual earbuds.

# 60H Long Playtime



10 Hrs  
Earbuds Playtime

60 Hrs  
Charging Case

Image: Visual representation of 10 hours playtime per earbud and 60 hours total with the charging case.

## 2. Pairing with Your Device

The earbuds utilize advanced Bluetooth 5.3 technology for a fast and stable connection.

- **One-Step Auto Connect:** Open the lid of the charging case. The earbuds will automatically power on and enter pairing mode.
- On your device (smartphone, tablet, laptop), go to Bluetooth settings and turn on Bluetooth.
- Search for available devices and select "BX17" from the list.
- Once connected, you will hear a confirmation tone, and the earbuds will be ready for use.
- To disconnect, simply place the earbuds back into the charging case and close the lid.

# One-Step Pairing

0.1S Ultra Fast Connection



Image: A smartphone screen showing "BX17" connected in Bluetooth settings, next to the open charging case with earbuds.

### 3. Secure and Comfortable Fit

The BX17 earbuds are designed with soft silicone over-ear earhooks and a non-slip design to ensure a stable and comfortable fit, even during strenuous activities.

- Choose the correct size of eartips (S, M, L) for optimal comfort and sound isolation.
- Gently place the earbud into your ear canal and adjust the over-ear hook to fit snugly around your ear.
- The IPX7 waterproof rating makes them resistant to sweat and rain, ideal for workouts.

# Secure & Comfortable Fit



IPX7



Flexible



L

M

S



Image: A person wearing the earbuds, demonstrating the secure over-ear fit, with icons indicating IPX7, flexible design, and eartip sizes.

# Comfortable Fit

No pain even wear it all day



## Ergonomic Design



## IPX7 Waterproof



## Compact Design



Image: Detailed view of the ergonomic design of the earbuds, highlighting the comfortable fit and IPX7 waterproof feature.

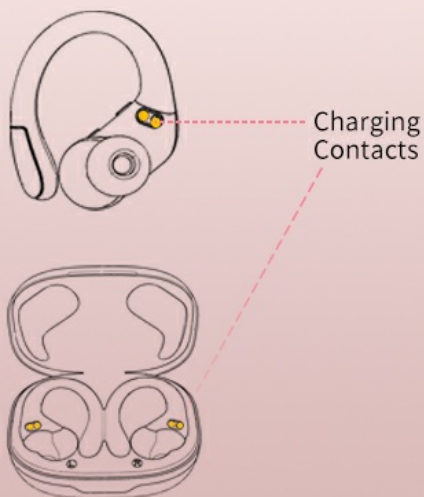
## OPERATING INSTRUCTIONS

### 1. Basic Controls

The earbuds feature multi-function buttons for easy control of music playback and calls.

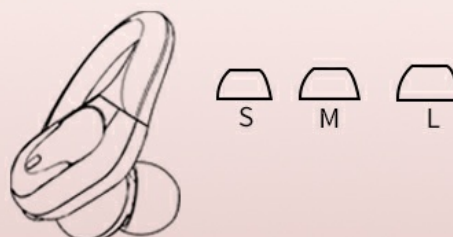
## CAN'T BE CHARGED

When the earbuds cannot be charged, please use alcohol to clean the charging contacts.



## POOR SOUND QUALITY

① Choosing the right eartips, Can provide better bass and noise isolation.



② Clean eartips and mesh.

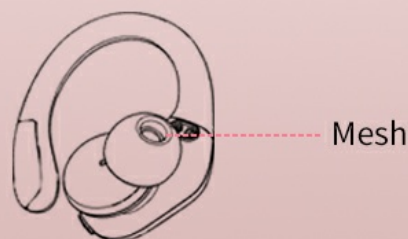


Image: Diagram illustrating the various button controls for music, calls, and voice assistant activation.

### Earbud Control Functions

Function	Action
Play/Pause Music	Click Once (Either Earbud)
Next Song	Hold Right Earbud for 2 seconds
Previous Song	Hold Left Earbud for 2 seconds
Volume Up	Click Right Earbud Once
Volume Down	Click Left Earbud Once
Answer/End Call	Click Once (Either Earbud)
Reject Call	Hold for 2 seconds (Either Earbud)
Activate Voice Assistant (Siri)	Hold for 2 seconds (Either Earbud)
Power On/Off	Hold for 5 seconds (Either Earbud)

## 2. Audio Features

Experience high-fidelity audio with deep bass and clear calls.

- **High-fidelity Audio:** Equipped with 14.5mm graphene diaphragm drivers, the earbuds deliver strong bass and clear mid-to-high frequencies.
- **Superior Call Quality:** Built-in high-quality microphones with CVC 8.0 + ENC (Environmental Noise Cancellation) technology reduce ambient noise, ensuring crystal clear calls.

# Bass Boosted by 85%

**14.5 mm**  
Big Speaker

**85%+**  
Bass Enhancement




Image: An exploded view of the 14.5mm audio driver, illustrating the bass enhancement.

# Superior Call Quality

## CVC 8.0+ENC

technology with **4 mics** for crystal clear calls.

NOISE 

VOICE 

Image: A graphic showing how CVC 8.0 + ENC technology with 4 microphones filters noise for clear calls.

### 3. Stereo/Mono Mode

The earbuds can seamlessly switch between Stereo Mode (using both earbuds) and Mono Mode (using a single earbud).

- To use in Mono Mode, simply take one earbud out of the case. The other earbud can remain in the case or be used by another person.
- To switch back to Stereo Mode, take the second earbud out of the case. It will automatically connect to the first earbud.

## MAINTENANCE

---

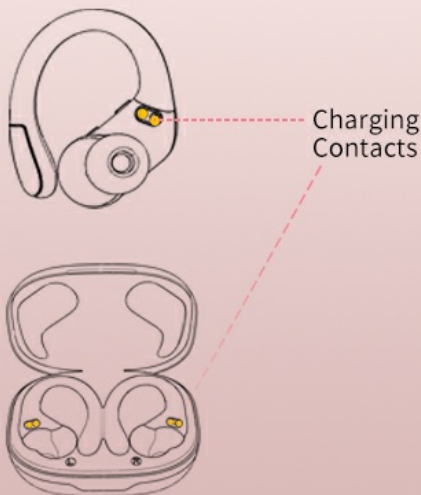
Proper maintenance ensures the longevity and optimal performance of your earbuds.

## Cleaning the Earbuds and Charging Case

- **Charging Contacts:** If earbuds are not charging, use a cotton swab lightly dampened with alcohol to clean the metal charging contacts on both the earbuds and inside the charging case. Ensure they are dry before placing earbuds back in.
- **Eartips and Mesh:** Regularly remove the silicone eartips and clean them with water and mild soap. Clean the earbud mesh with a dry cotton swab or a soft brush to remove earwax or debris.
- **General Cleaning:** Wipe the earbuds and charging case with a soft, dry cloth. Avoid using harsh chemicals or abrasive materials.

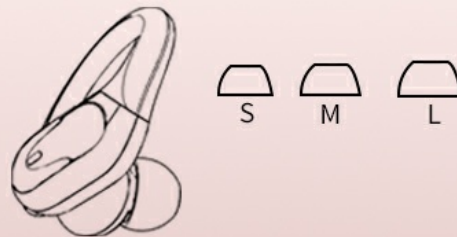
### CAN'T BE CHARGED

When the earbuds cannot be charged, please use alcohol to clean the charging contacts.



### POOR SOUND QUALITY

① Choosing the right eartips, Can provide better bass and noise isolation.



② Clean eartips and mesh.

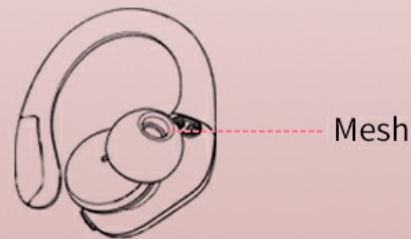


Image: Visual guide for cleaning the charging contacts and the mesh of the earbuds.

## TROUBLESHOOTING

If you encounter any issues with your CASCHO BX17 Wireless Earbuds, please refer to the following common solutions:

### Common Issues and Solutions

Problem	Solution
Earbuds not charging	Clean the charging contacts on both the earbuds and inside the charging case with alcohol. Ensure earbuds are properly seated in the case.
Poor sound quality or low volume	Ensure you have selected the correct size of eartips for a proper seal. Clean the eartips and the mesh on the earbuds to remove any obstructions.

Problem	Solution
Earbuds not pairing or disconnecting frequently	Ensure the earbuds are fully charged. Turn off and on your device's Bluetooth. Try forgetting "BX17" in your device's Bluetooth settings and re-pairing. Ensure no other devices are interfering with the Bluetooth signal.
Only one earbud working	Place both earbuds back into the charging case, close the lid, wait a few seconds, then open the lid and take them out together. This should re-sync them.
No sound from earbuds	Check the volume level on both your device and the earbuds. Ensure the earbuds are properly connected to your device. Try playing different audio sources.

If the issue persists after trying these steps, please contact CASCHO customer support for further assistance.

## SPECIFICATIONS

Detailed technical specifications for the CASCHO BX17 Wireless Earbuds:

### CASCHO BX17 Technical Specifications

Feature	Detail
Model Name	BX17
Connectivity Technology	Wireless
Wireless Communication Technology	Bluetooth
Bluetooth Version	5.3
Bluetooth Range	10 Meters
Earbud Playtime (Single Charge)	10 Hours
Total Playtime (with Charging Case)	Up to 60 Hours
Charging Case Battery Capacity	650mAh
Earbud Charging Time	1 Hour
Charging Case Charging Time	2 Hours
Water Resistance Level	IPX7 Waterproof
Audio Driver Size	14.5mm
Frequency Range	20Hz - 20,000Hz
Control Type	Button Control (Volume, Track, Call, Voice Assistant)
Microphone	Built-in with CVC 8.0 + ENC
Ear Placement	In Ear with Over-Ear Hook

Feature	Detail
Item Weight	80 Grams (approx. for product)
Product Dimensions	3.15 x 2.17 x 1.18 inches
Compatible Devices	Smartphones, Tablets, Laptops (iOS, Android, Windows)

## WARRANTY AND SUPPORT

CASCHO is committed to providing high-quality products and excellent customer service.

### Warranty Information

- **2-Year Free Replacement:** Your CASCHO BX17 Wireless Earbuds are covered by a 2-year free replacement warranty from the date of purchase.
- **30-Day No Excuses:** Enjoy a 30-day return policy with no questions asked.
- **Lifetime Support:** CASCHO offers lifetime support and satisfactory solutions for any product quality issues or questions you may have.



**Upgraded Bluetooth 5.3**

- 60-Hrs Playtime
- IPX7 Waterproof
- Bluetooth 5.3
- 8.8g Ultra-light
- Type-C Fast Charge
- Bass+ 14.5mm Big Driver

Image: Visual summary of CASCHO's warranty and support, including 2-year warranty, 24-hour response, and 30-day return policy.

### Customer Support

If you have any questions, concerns, or require assistance with your product, please contact us directly. We aim to provide a solution within 24 hours.

- **Contact Method:** Please refer to your order page to find the order number and contact the seller directly.

## OFFICIAL PRODUCT VIDEOS

---

Watch these official videos from CASCHO for additional guidance and product demonstrations.

Video: "Comfortable Fit and Perfect Sound Sport Wireless Headphones" - This video demonstrates the comfortable fit and sound quality of the earbuds during sports activities.