

Manuals+

[Q & A](#) | [Deep Search](#) | [Upload](#)

manuals.plus /

› [ANZZI](#) /

› [ANZZI Envo 21 kW Electric Tankless Water Heater \(WH-AZ021-M3\) User Manual](#)

ANZZI WH-AZ021-M3

ANZZI Envo 21 kW Electric Tankless Water Heater User Manual

Model: WH-AZ021-M3

1. INTRODUCTION AND SAFETY INFORMATION

This manual provides essential instructions for the safe installation, operation, and maintenance of your ANZZI Envo 21 kW Electric Tankless Water Heater. Please read all instructions thoroughly before installation and use. Retain this manual for future reference.

Important Safety Warnings:

- **Electrical Hazard:** Installation must be performed by a qualified electrician in accordance with all national and local electrical codes. Ensure power is disconnected at the main breaker before any installation or service.
- **Water Pressure:** Do not operate the unit if water pressure is below the minimum required.
- **Temperature Settings:** Exercise caution when setting water temperature to prevent scalding.
- **Freezing:** Protect the unit from freezing temperatures. Damage due to freezing is not covered by warranty.
- **Flammable Materials:** Do not store or use flammable materials near the water heater.

2. PRODUCT OVERVIEW

The ANZZI Envo 21 kW Electric Tankless Water Heater provides on-demand hot water for various applications, including kitchen faucets, bathroom faucets, and showers. Its compact design and energy-efficient operation eliminate standby heat loss associated with traditional tank heaters.

ENVO

by ANZZI



TEMP. SET

105

105°F

888



Figure 2.1: Front view of the ANZZI Envo 21 kW Electric Tankless Water Heater, showcasing its green finish and digital display.

Key Features:

- **On-Demand Heating:** Heats water only when needed, reducing energy consumption.
- **Compact Design:** Significantly smaller footprint than traditional tank water heaters.
- **LED Display:** Provides real-time temperature readings and allows for precise temperature control.
- **Overheat Protection:** Integrated safety features to prevent excessive water temperatures.



Figure 2.2: Product dimensions of the ANZZI Envo tankless water heater, measuring approximately 10.2 inches wide by 15.1 inches high.

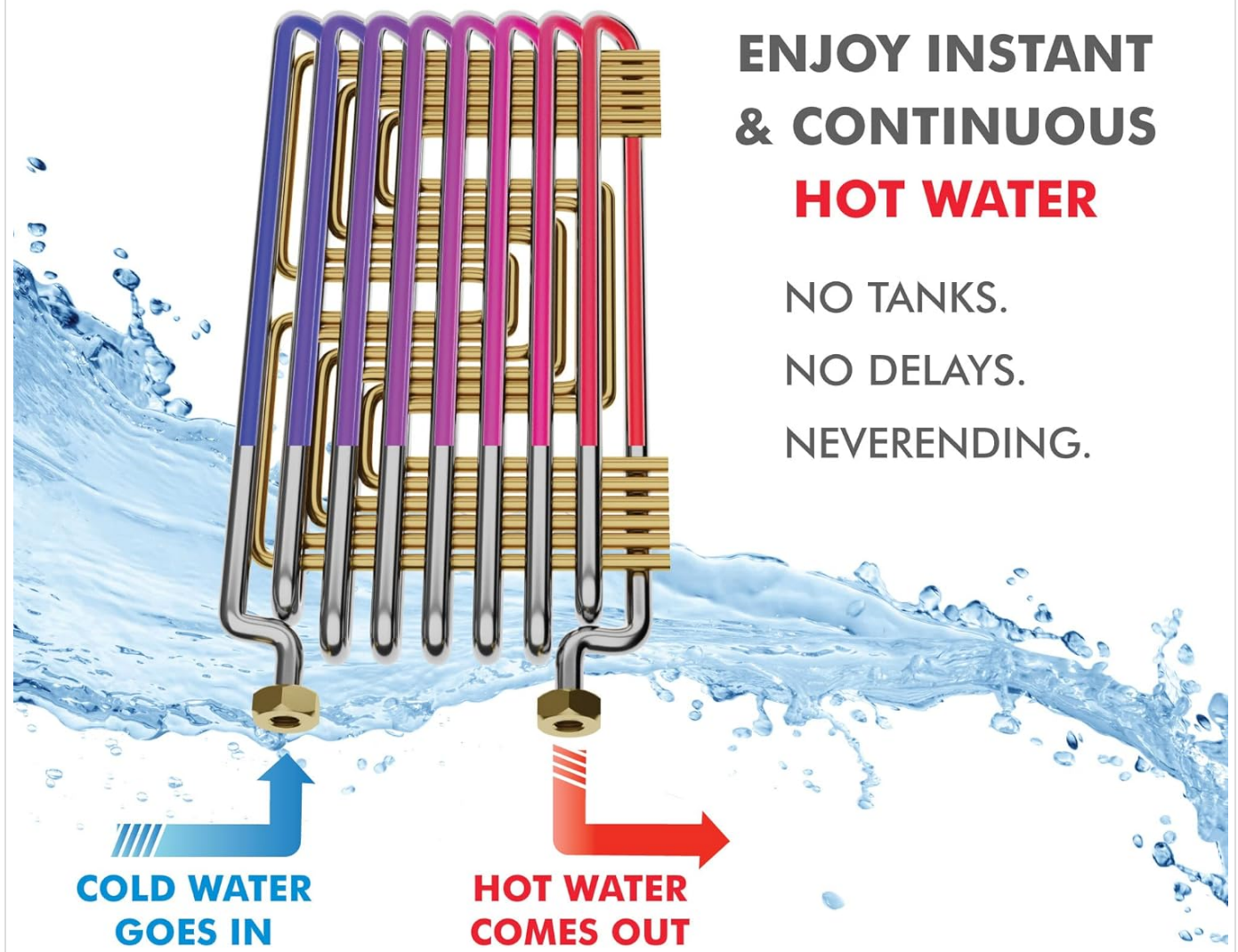


Figure 2.3: Diagram illustrating the internal heating element where cold water enters and hot water exits, demonstrating the continuous heating process.

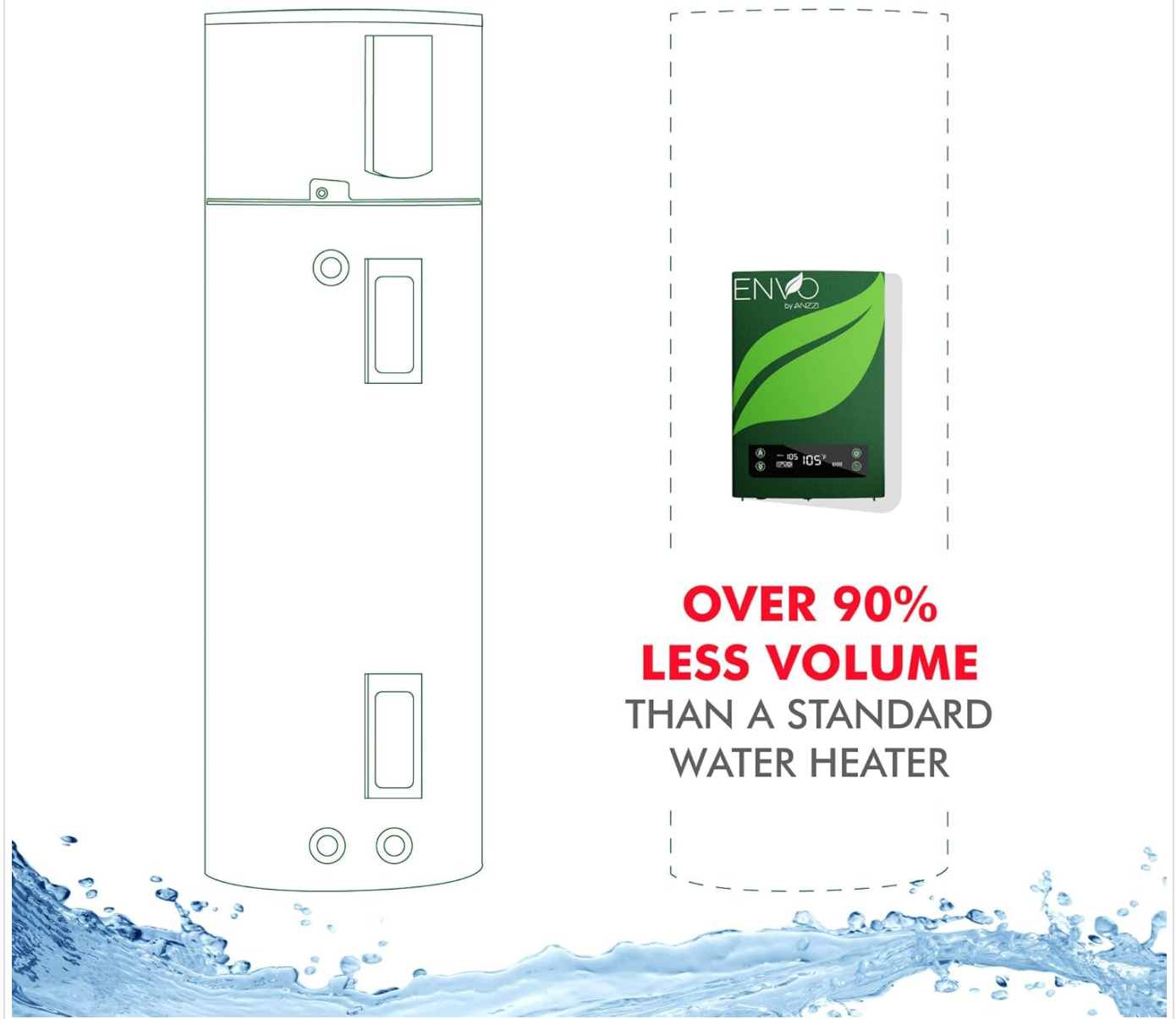


Figure 2.4: Visual comparison showing the ANZZI Envo tankless water heater occupying significantly less space than a conventional tank water heater.

3. INSTALLATION

Proper installation is critical for the safe and efficient operation of your tankless water heater. It is strongly recommended that installation be performed by a licensed plumber and a qualified electrician.

3.1 Electrical Requirements

The ANZZI Envo 21 kW model requires specific electrical infrastructure. Failure to meet these requirements can result in improper operation, damage to the unit, or electrical hazards.

- **Power Rating:** 21 kW at 240 Volts
- **Maximum Current Draw:** 87.5 Amps
- **Required Breakers:** Three (3) 30 Amp Double Pole Breakers
- **Required Wire Gauge:** 3x8 AWG (American Wire Gauge)
- **Minimum Electrical Panel Capacity:** 200 Amps or more is typically required for the main electrical panel.



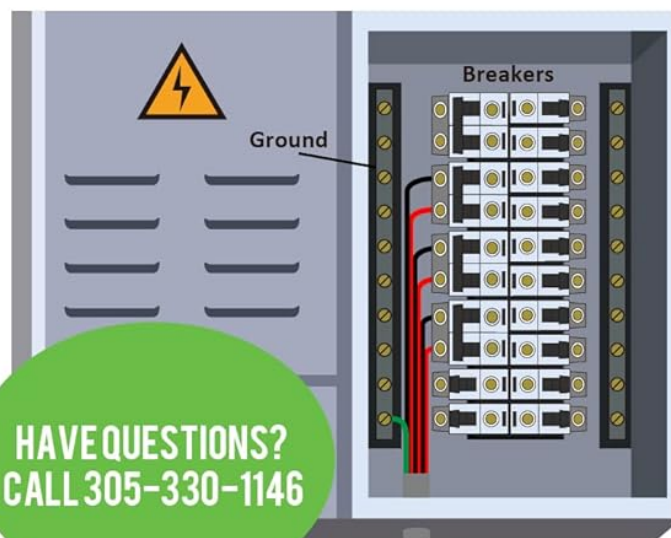
ELECTRICAL REQUIREMENTS

ENVO Atami 21 kW Electric Tankless Water Heater

WH-AZ021-M3
21 kW | 240 V



200 Amps or more required



Required Wire: 3x8 AWG

- 87.5 AMP Max Draw
- 3 X 30 AMP Double Pole Breaker Required

In order to install a ENVO Atami 21 kW you must have enough room in your breaker panel to dedicate three 30 AMP double pole breakers solely to the unit.

Model	Kilowatts (KW)	Voltage (V)	Rated Current (A)	Recommended Breaker (A)	Required Wire (AWG)	Dimensions (D×H×W)	Weight (LB)
WH-AZ021-M3	21	240	87.5	3x30 DOUBLE - POLE	3x8	3.54" x 15.16" x 10.24"	14.31

Professional installation recommended. Please consult an electrician prior to purchase. WH-AZ021-M3 recommended use for hand sink, kitchen sink and shower.

Figure 3.1: Diagram detailing the electrical requirements, including the need for three 30 Amp double pole breakers and 3x8 AWG wiring, connected to a main panel of 200 Amps or more.

3.2 Sizing and Capacity

The performance of a tankless water heater is influenced by the incoming water temperature and the desired flow rate. Refer to

the chart below to determine the appropriate model for your local climate and usage needs.



Figure 3.2: A map indicating general temperature areas across the United States, alongside a chart that helps match the water heater's capacity (GPM) to inlet water temperature and approximate usage for various fixtures (hand sink, kitchen sink, shower head, bathtub).

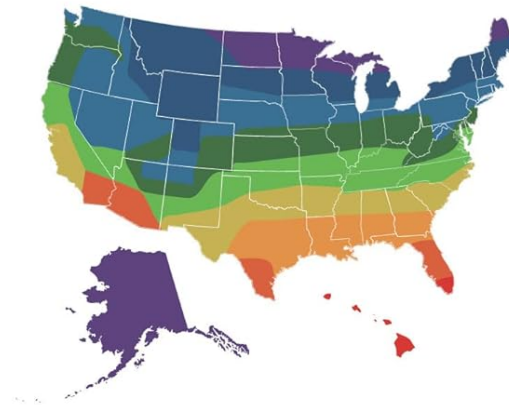
3.3 Placement Considerations

Install the unit in a location that is easily accessible for maintenance, protected from freezing, and close to the primary points of use to minimize heat loss in plumbing lines.

- 1 Choose ENVO tankless water heater based on your local climate. Refer to this chart to find out the best model for you.

37°F	42°F	47°F
52°F	57°F	62°F
67°F	72°F	77°F

Map shows general temperature areas, actual temperature may be affected by local variations and seasonal changes.



ENVO
by ANZZI

- 2 Match your location on above map and refer to below chart to determine unit capacity.

Flow required for fixtures:

Hand Sink	0.5 ~ 1.0 GPM
Kitchen Sink	1.0 ~ 2.0 GPM
Shower Head	1.5 ~ 2.0 GPM
Bathtub	4.0 ~ 5.0 GPM



Represents a hand sink faucet working on flow of 0.5 GPM



Represents a water saving shower head working on flow of 1.5 GPM

Below data based on outlet temperature of 105°F and indicated fixtures working simultaneously.

Inlet Temp: 37 °F

Model	GPM	Approx. Usage
WH-AZ018-M3	1.8	
WH-AZ021-M3	2.2	
WH-AZ024-M3	2.4	
WH-AZ027-M3	2.6	

Inlet Temp: 42 °F

Model	GPM	Approx. Usage
WH-AZ018-M3	2.0	
WH-AZ021-M3	2.3	
WH-AZ024-M3	2.6	
WH-AZ027-M3	2.8	

Inlet Temp: 47 °F

Model	GPM	Approx. Usage
WH-AZ018-M3	2.2	
WH-AZ021-M3	2.5	
WH-AZ024-M3	2.8	
WH-AZ027-M3	3.0	

Inlet Temp: 52 °F

Model	GPM	Approx. Usage
WH-AZ018-M3	2.4	
WH-AZ021-M3	2.7	
WH-AZ024-M3	3.0	
WH-AZ027-M3	3.3	

Inlet Temp: 57 °F

Model	GPM	Approx. Usage
WH-AZ018-M3	2.6	
WH-AZ021-M3	3.0	
WH-AZ024-M3	3.5	
WH-AZ027-M3	3.8	

Inlet Temp: 62 °F

Model	GPM	Approx. Usage
WH-AZ018-M3	3.0	
WH-AZ021-M3	3.5	
WH-AZ024-M3	4.0	
WH-AZ027-M3	4.3	

Inlet Temp: 67 °F

Model	GPM	Approx. Usage
WH-AZ018-M3	3.5	
WH-AZ021-M3	4.0	
WH-AZ024-M3	4.5	
WH-AZ027-M3	4.9	

Inlet Temp: 72 °F

Model	GPM	Approx. Usage
WH-AZ018-M3	4.0	
WH-AZ021-M3	4.5	
WH-AZ024-M3	5.0	
WH-AZ027-M3	5.5	

Inlet Temp: 77 °F

Model	GPM	Approx. Usage
WH-AZ018-M3	4.5	
WH-AZ021-M3	5.0	
WH-AZ024-M3	5.5	
WH-AZ027-M3	6.0	

Figure 3.3: Example installation of the ANZZI Envo tankless water heater in a garage setting, demonstrating its compact wall-mounted design.



Figure 3.4: Example installation of the ANZZI Envo tankless water heater in a bathroom, illustrating its discreet placement near a shower and sink.

4. OPERATING INSTRUCTIONS

Once properly installed and connected to power and water, your ANZZI Envo tankless water heater is ready for operation.

4.1 Powering On/Off

- To power on the unit, ensure the circuit breakers supplying power to the unit are in the 'ON' position. The LED display should illuminate.
- To power off, turn off the circuit breakers.

4.2 Setting Water Temperature

- Use the 'Up' and 'Down' arrow buttons on the LED display to adjust the desired output water temperature.
- The display will show the set temperature and the actual output temperature.
- The temperature range is typically between 86°F (30°C) and 125°F (52°C).

4.3 Water Flow Activation

The unit activates automatically when water flow is detected. Hot water will begin to flow after a short delay as the heating elements engage.

ENVO

by ANZZI



TEMP. SET

105



105°F

888



Figure 4.1: A shower operating with hot water, demonstrating the unit's capability to supply continuous hot water for bathing.

5. MAINTENANCE

Regular maintenance ensures the longevity and efficient performance of your tankless water heater.

5.1 Descaling

Mineral deposits (scale) can accumulate inside the heating elements, especially in areas with hard water. Descaling should be performed annually or as needed by a qualified professional.

5.2 Inspecting Connections

Periodically check all water and electrical connections for leaks or signs of wear. Address any issues promptly.

5.3 Cleaning the Exterior

Clean the exterior of the unit with a soft, damp cloth. Do not use abrasive cleaners or solvents.

6. TROUBLESHOOTING

Before contacting customer support, review the following common issues and their potential solutions.

Problem	Possible Cause	Solution
No hot water / Unit not turning on	No power; Circuit breaker tripped; Insufficient water flow.	Check circuit breakers; Ensure adequate water flow (minimum GPM); Verify electrical connections.
Water is lukewarm / Not hot enough	Inlet water temperature too low for flow rate; Temperature setting too low; Scale buildup.	Reduce water flow at the faucet; Increase temperature setting on the unit; Consider professional descaling.
Error code on display	Internal fault; Sensor issue.	Refer to the specific error code in the full product manual (if available) or contact ANZZI customer support.
Water leakage	Loose plumbing connections; Damaged internal component.	Tighten connections (ensure power is off); Contact a qualified plumber or ANZZI support.

7. SPECIFICATIONS

Feature	Specification
Brand	ANZZI
Model Number	WH-AZ021-M3
Heat Output	21 Kilowatts
Voltage	240 Volts
Wattage (Input)	18000 watts
Special Features	LED Display, Overheat Protection
Color	Green




Feature	Specification
Efficiency	High Efficiency
Mounting Type	Wall
Product Dimensions	3.54 x 10.24 x 15.16 inches
Item Weight	16.63 pounds
Certification	ETL
UPC	191042063419
Manufacturer	SW CORP




8. WARRANTY AND SUPPORT

For warranty information, product registration, or technical support, please refer to the official ANZZI website or contact their customer service department directly. Keep your proof of purchase for warranty claims.

Visit the [ANZZI Store on Amazon](#) for more information.

Related Documents - WH-AZ021-M3

	<p>ENVO by ANZZI Electric Instant Water Heater Installation and Operation Manual</p> <p>Comprehensive installation, operation, safety, and troubleshooting guide for ENVO by ANZZI electric instant water heaters, covering models WH-AZ011-M3 through WH-AZ027-M3. Includes product specifications, installation steps, and maintenance advice.</p>
	<p>ANZZI ENVO Electric Instant Water Heater Installation & Operation Manual</p> <p>This manual provides detailed instructions for the installation, operation, safety, and maintenance of the ANZZI ENVO electric instant water heater, models WH-AZ035-M1 and WH-AZ006-M1. It includes product specifications, troubleshooting tips, and important safety precautions.</p>
	<p>Karran Vitreous China Sinks: Care and Maintenance Guide</p> <p>Comprehensive guide on how to care for and maintain Karran vitreous china sinks, including regular cleaning, stain removal, and recommended cleaning products.</p>

	<p>ENVO by ANZZI Electric Bidet Seat Install & Operation Manual</p> <p>This manual provides comprehensive installation, operation, and maintenance guidance for the ENVO by ANZZI Electric Bidet Seat, covering safety, setup, usage, and troubleshooting.</p>
	<p>Dometic L.P. Gas Water Heater Installation and Operation Manual for RVs</p> <p>Official installation and operation manual for Dometic L.P. Gas Water Heaters (WH-6GA, WH-6GEA, WH-9GEA) designed for recreational vehicles. Includes safety, installation, and maintenance guides.</p>
	<p>Panasonic Air-to-Water Hydromodule + Tank Operating Instructions</p> <p>Comprehensive operating instructions for the Panasonic Air-to-Water Hydromodule + Tank system, covering safety precautions, system overview, operating conditions, and detailed setup and servicing information for installers and users.</p>

Documents - ANZZI – WH-AZ021-M3



[\[pdf\]](#) User Manual Instructions Specifications Diagram

ANZZI ENVO WH AZ021 M3 01 MANUAL Manual Hub drive google file d 1f0cxyeLuQomPmE7Oz57c97 A1mY5aRLK preview |||

ITEM: WH-AZ011-M3 WH-AZ015-M3 WH-AZ018-M3**WH-AZ021-M3** WH-AZ024-M3 WH-AZ027-M3 ANZZI ELECTRIC INSTANT WATER HEATER INSTALLATION OPERATION MANUAL V1.1 06/30/2022 next page V 1.1-This version supersedes all previous versions as of 06/30/2022 <https://manual-hub.com/> Order or Purchase #

.....
lang:en score:56 filesize: 3.19 M page_count: 20 document date: 2023-09-10



[\[pdf\]](#) User Manual Instructions Specifications Diagram

ANZZI Specification SheetAnzzi WH AZ021 M3 ENVO Atami 21 kW Tankless Electric Water Heater

Buildanzzl wh az021 m3 specification sheets1 img b build mediabase specifications anzzi 1854636 sheet

|||

ITEM: WH-AZ011-M3 WH-AZ015-M3 WH-AZ018-M3**WH-AZ021-M3** WH-AZ024-M3 WH-AZ027-M3 ANZZI ELECTRIC INSTANT WATER HEATER INSTALLATION OPERATION MANUAL V1.2 07/29/2022 next page V 1.2-This version supersedes all previous versions as of 07/29/2022 Order or Purchase #

lang:en score:47 filesize: 3.2 M page_count: 20 document date: 2022-07-29



[\[pdf\]](#) User Manual Installation Guide Instructions Specifications Diagram

ANZZI Installation SheetAnzzi WH AZ021 M3 ENVO Atami 21 kW Tankless Electric Water Heater

Buildanzzl wh az021 m3 installation sheets1 img b build mediabase specifications anzzi 1854636 sheet

sheetInstallation SheetMake sure the connection between appliance and breakers are correct AZ015

15KW AZ018 18KW requires 2 sets of wiresAnzzi sheetanzzl sheets2 faucetdirect Sheetnext pageMake

az024 1854637 ||| ||| ITEM: WH-AZ011-M3 WH-AZ015-M3 WH-AZ018-M3 WH-AZ021-M3 WH-AZ024-

M3 WH-AZ027-M3 ANZZI ELECTRIC INSTANT WATER HEATER INSTALL OPERATION MANUAL V1.0

next page PRODUCT SIZE CHART TOOLS AND MATERIALS Bucket Thank you for purchasing ENVO

ELECTRIC I ||| ITEM: WH-AZ011-M3 WH-AZ015-M3 WH-AZ018-M3 WH-AZ021-M3 WH-AZ024-M3 WH-

AZ027-M3 ANZZI ELECTRIC INSTANT WATER HEATER INSTALL OPERATION MANUAL V1.0 next

page PRODUCT SIZE CHART TOOLS AND MATERIALS Bucket Thank you for purchasing ENVO

ELECTRIC I

ITEM: WH-AZ011-M3 WH-AZ015-M3 WH-AZ018-M3**WH-AZ021-M3** WH-AZ024-M3

WH-AZ027-M3 ANZZI ELECTRIC INSTANT WATER HEATER INSTALL

OPERATION MANUAL V1.0 next page PRODUCT SIZE CHART TOOLS AND

MATERIALS Bucket Thank you for purchasing ENVO ELECTRIC INSTANT WATER

HEATER. To enjoy your hot water life at...

lang:en score:46 filesize: 3.12 M page_count: 20 document date: 2022-02-16



[\[pdf\]](#) User Manual Instructions Specifications Diagram

ANZZI ENVO WH AZ024 M3 01 MANUAL Manual Hub drive google file d

162VkvFMqYljDpnnLHuaezMexX0PHMP3Y preview |||

ITEM: WH-AZ011-M3 WH-AZ015-M3 WH-AZ018-M3**WH-AZ021-M3** WH-AZ024-M3

WH-AZ027-M3 ANZZI ELECTRIC INSTANT WATER HEATER INSTALLATION

OPERATION MANUAL V1.1 06/30/2022 next page V 1.1-This version supersedes all

previous versions as of 06/30/2022 https://manual-hub.com/ Order or Purchase #

.....

lang:en score:41 filesize: 3.19 M page_count: 20 document date: 2023-09-10



[\[pdf\]](#) User Manual Instructions Specifications Diagram

ANZZI ENVO WH AZ018 M3 01 MANUAL Manual Hub drive google file d

17BAjOy3PTu1dx3URQWZTPF9DHspQRLb0 preview |||

ITEM: WH-AZ011-M3 WH-AZ015-M3 WH-AZ018-M3 **WH-AZ021-M3** WH-AZ024-M3 WH-AZ027-M3 ANZZI ELECTRIC INSTANT WATER HEATER INSTALLATION OPERATION MANUAL V1.1 06/30/2022 next page V 1.1-This version supersedes all previous versions as of 06/30/2022 <https://manual-hub.com/> Order or Purchase #

lang:en score:41 filesize: 3.19 M page_count: 20 document date: 2023-09-10



[\[pdf\]](#) User Manual Instructions Specifications Diagram

ANZZI ENVO WH AZ027 M3 01 MANUAL Manual Hub drive google file d

1H6LYg7wPUtqR1aiSuyqVMiFR3yttzvXS preview |||

ITEM: WH-AZ011-M3 WH-AZ015-M3 WH-AZ018-M3 **WH-AZ021-M3** WH-AZ024-M3 WH-AZ027-M3 ANZZI ELECTRIC INSTANT WATER HEATER INSTALLATION OPERATION MANUAL V1.1 06/30/2022 next page V 1.1-This version supersedes all previous versions as of 06/30/2022 <https://manual-hub.com/> Order or Purchase #

lang:en score:41 filesize: 3.19 M page_count: 20 document date: 2023-09-10



[\[pdf\]](#) User Manual Instructions Specifications Diagram

ANZZI ENVO WH AZ015 M3 01 MANUAL Manual Hub drive google file d 1wl8DbBEroZEIK

wRINuyLMHp6yVqKeA6 preview |||

ITEM: WH-AZ011-M3 WH-AZ015-M3 WH-AZ018-M3 **WH-AZ021-M3** WH-AZ024-M3 WH-AZ027-M3 ANZZI ELECTRIC INSTANT WATER HEATER INSTALLATION OPERATION MANUAL V1.1 06/30/2022 next page V 1.1-This version supersedes all previous versions as of 06/30/2022 <https://manual-hub.com/> Order or Purchase #

lang:en score:41 filesize: 3.19 M page_count: 20 document date: 2023-09-10



[\[pdf\]](#) User Manual Instructions Specifications Diagram

ANZZI ENVO WH AZ011 M3 01 MANUAL Manual Hub drive google file d

1FrWShKQljlqXfcB0aPaMw5ZaKX1 mex preview |||

ITEM: WH-AZ011-M3 WH-AZ015-M3 WH-AZ018-M3 **WH-AZ021-M3** WH-AZ024-M3 WH-AZ027-M3 ANZZI ELECTRIC INSTANT WATER HEATER INSTALLATION OPERATION MANUAL V1.1 06/30/2022 next page V 1.1-This version supersedes all previous versions as of 06/30/2022 <https://manual-hub.com/> Order or Purchase #

lang:en score:41 filesize: 3.19 M page_count: 20 document date: 2023-09-10



[ENVO by ANZZI Electric Instant Water Heater Installation and Operation Manual](#)

Comprehensive installation, operation, safety, and troubleshooting guide for ENVO by ANZZI electric instant water heaters, covering models WH-AZ011-M3 through WH-AZ027-M3. Includes product specifications, installation steps, and maintenance advice.

lang:en score:35 filesize: 3.2 M page_count: 20 document date: 2022-07-29



[\[pdf\]](#) User Manual Instructions Specifications Diagram

ANZZI ITEM WH AZ011 M3 AZ015 AZ018 AZ021 the manual before adjusting temperature setting If water heater is to remain idle for an extended period of time power and appliance should be turned off drained conserve energy prevent a buildup dangerous hydrogen gas The piping 49094742 lowes productdocuments 1e849ddb 0358 40dd a329 0b5a58f8e9f9 RK 2 RS 330W83RHmUDpnrAw6JO7 XXfxA AZ024 Lowe s SNxBlaGQpSotkX2qLX7mk1DGpI0 fmvtGWbDPDJkljhtSsUMJOr8gc |||

ITEM: WH-AZ011-M3 WH-AZ015-M3 WH-AZ018-M3 **WH-AZ021-M3** WH-AZ024-M3 WH-AZ027-M3 ANZZI ELECTRIC INSTANT WATER HEATER INSTALLATION OPERATION MANUAL V1.1 06/30/2022 next page V 1.1-This version supersedes all previous versions as of 06/30/2022 Order or Purchase #

lang:en score:32 filesize: 3.2 M page_count: 20 document date: 2022-06-21



[\[pdf\]](#) User Manual Installation Guide Instructions Specifications Diagram Catalog

ANZZI ENVO Atami 4 8 GPM 27 kW Electric Tankless Water Heater Specification WH AZ027 M3

191042063433 0191042063433 1007842580 46f6909f b40c 5b4f 95f5 fc164b2def8f images thdstatic catalog Images 46 |||

ITEM: WH-AZ011-M3 WH-AZ015-M3 WH-AZ018-M3 **WH-AZ021-M3** WH-AZ024-M3 WH-AZ027-M3 ANZZI ELECTRIC INSTANT WATER HEATER INSTALL OPERATION MANUAL V1.0 next page PRODUCT SIZE CHART TOOLS AND MATERIALS Bucket Thank you for purchasing ENVO ELECTRIC INSTANT WATER HEATER. To enjoy your hot water life at...

lang:en score:28 filesize: 3.12 M page_count: 20 document date: 2022-02-16