

Manuals+

[Q & A](#) | [Deep Search](#) | [Upload](#)

[manuals.plus](#) /

› [MELOKEA](#) /

› [MELOKEA Ergonomic Office Chair User Manual](#)

MELOKEA DECHAF008G

MELOKEA Ergonomic Office Chair

USER MANUAL

Model: DECHAF008G

Product Overview

The MELOKEA Ergonomic Office Chair is designed to provide superior comfort and support for extended periods of sitting. Featuring an adjustable headrest, S-shaped lumbar support, and a breathable mesh back, this chair promotes proper spinal alignment and reduces strain. The soft, thick cushion adapts to your body, ensuring a comfortable experience.






Image: Front view of the MELOKEA Ergonomic Office Chair, showcasing its grey mesh back, padded seat, and black frame with five-star base and casters.

Safety Information

- **Weight Capacity:** This chair is designed to support users weighing up to 180 kg (approximately 396 lbs). Do not exceed this weight limit to ensure safety and product longevity.
- **Standards Compliance:** The durability and stability of this office chair comply with EN 1335-1:2020 standards. The SGS certified gas lift has successfully passed the BIFMA test, ensuring high reliability.
- **Proper Use:** Use the chair only for its intended purpose as an office chair. Avoid standing on the chair or using it as a step stool.
- **Assembly:** Ensure all components are securely fastened before use. Refer to the "Setup and Assembly" section for important tips.

Setup and Assembly

Your MELOKEA Ergonomic Office Chair comes with detailed assembly instructions included in the product packaging. Please follow those instructions carefully for a smooth setup process. Below is an important tip for assembly:

- **Armrest Installation Tip:** When installing the armrests, only tighten all screws after both armrests have been fully installed. Tightening them too early may make the installation difficult or prevent proper alignment.



Image: The MELOKEA Ergonomic Office Chair fully assembled, ready for use. It features a grey mesh back, padded seat, and black armrests and base.

Operating Instructions

The MELOKEA Ergonomic Office Chair offers several adjustment features to customize your seating experience for optimal comfort and support.

Adjustments:

- **Seat Height Adjustment:** Use the lever located under the right side of the seat to adjust the seat height. The seat height can be adjusted from 48 cm to 58 cm (approximately 18.9 inches to 22.8 inches). Pull the lever up while seated

to lower, or pull up while standing to raise. Release the lever to lock the height.

- **Recline Function:** The chair allows for a rocking motion between 90 and 115 degrees. To engage or disengage the rocking function, use the lever under the seat. To adjust the tension of the recline, spin the round knob located under the front of the seat.
- **Headrest Adjustment:** The large headrest is adjustable in height by 6 cm (approximately 2.36 inches). Gently pull the headrest up or push down to set it to your desired height.
- **Lumbar Support:** The S-shaped lumbar support is designed to perfectly fit the natural curve of your spine, providing consistent support to your lower back.



Image: Diagram illustrating the chair's adjustment mechanisms, including the recline angle (90-115 degrees), seat height adjustment lever, and tension knob for rocking.



Image: Close-up view highlighting the adjustable headrest (2.36 inches height adjustment), breathable mesh back, and integrated lumbar support of the chair.



Image: An illustration demonstrating the ergonomic design of the chair, showing how it supports the cervical, thoracic, and lumbar regions of the spine for correct alignment.



Image: Detailed view of the chair's seat cushion, emphasizing its 3.94-inch thickness and how it conforms to the hip curve for enhanced comfort.

Maintenance

Regular maintenance will help prolong the life and appearance of your MELOKEA Ergonomic Office Chair.

- **Cleaning:**

- For the mesh back and fabric seat, use a soft cloth dampened with mild soap and water. Blot gently and allow to air dry. Avoid harsh chemicals or abrasive cleaners.
- For the plastic and metal components, wipe with a damp cloth.

- **Casters:** Periodically check the casters for hair or debris that may impede smooth rolling. Clean as necessary.

- **Fasteners:** Occasionally check all screws and bolts to ensure they remain tight. Retighten if necessary.

- **Avoid Direct Sunlight:** Prolonged exposure to direct sunlight can cause fading of fabric and degradation of plastic components.

Troubleshooting

If you encounter any issues with your MELOKEA Ergonomic Office Chair, please refer to the following common troubleshooting tips:

- **Chair Sinks or Does Not Hold Height:** This usually indicates an issue with the gas lift. Ensure the height adjustment lever is fully engaged. If the problem persists, the gas lift may need replacement.
- **Chair Wobbles or Feels Unstable:** Check all assembly screws and bolts, especially those connecting the seat to the base and the armrests. Retighten any loose fasteners. Ensure the chair is on a flat, even surface.
- **Casters Not Rolling Smoothly:** Inspect the casters for any trapped debris, hair, or lint. Clean them thoroughly. If a caster is damaged, it may need to be replaced.
- **Squeaking Noises:** Apply a small amount of silicone-based lubricant to moving parts, such as the recline mechanism or where the gas lift meets the base. Avoid oil-based lubricants on plastic parts.

If these steps do not resolve your issue, please contact MELOKEA customer support for further assistance.

Specifications

Brand	MELOKEA
Model Number	DECHAF008G
Color	Grey
Material	Nylon (Mesh), Metal (Frame)
Overall Dimensions (L x W x H)	47 x 51 x 119 cm (18.5 x 20.1 x 46.9 inches)
Product Weight	12.5 kg (27.5 lbs)
Weight Capacity	Up to 180 kg (396 lbs)
Seat Dimensions (W x D x H)	54 x 52 x 10 cm (21.3 x 20.5 x 3.9 inches)
Adjustable Seat Height Range	48 cm to 58 cm (18.9 to 22.8 inches)
Adjustable Headrest Height	6 cm (2.36 inches)
Recline Angle	90 to 115 degrees
Certifications	EN 1335-1:2020, SGS Certified Gas Lift (BIFMA tested)

SELECTED HIGH ELASTIC SPONGE CUSHION



Padded ultra soft
cushion

3.94inch cushion

• Fit the hip curve

Image: The MELOKEA Ergonomic Office Chair positioned in a modern office environment, demonstrating its aesthetic fit and functional presence.






Warranty and Support

MELOKEA is committed to providing high-quality products and excellent customer service. While specific warranty details are typically provided with your purchase, we stand behind our products.

If you have any questions, concerns, or require assistance with your MELOKEA Ergonomic Office Chair, please do not hesitate to contact our professional customer service team. We are dedicated to ensuring your satisfaction.

Please refer to the contact information provided in your product packaging or on the official MELOKEA website for the most current support channels.

Related Documents - DECHAF008G

<div><div>MELOKEA</div><div>DESK CHAIR Model # H045 Assembly Instructions</div><div></div></div>	<p>MELOKEA H045 Desk Chair Assembly and Adjustment Guide</p> <p>Comprehensive assembly instructions and adjustment guide for the MELOKEA H045 desk chair, covering headrest, armrest, seat height, depth, and recline adjustments.</p>
<div><div>MELOKEA</div><div>DESK CHAIR Model CHAF043-CHAF008 Assembly Instructions</div><div></div></div>	<p>MELOKEA CHAF043-CHAF008 Desk Chair Assembly and Adjustment Guide</p> <p>Comprehensive assembly instructions and adjustment guide for the MELOKEA CHAF043-CHAF008 desk chair. Learn how to assemble, adjust seat height, backrest, seat depth, headrest, 4D armrests, and tilt resistance for optimal comfort and support.</p>
<div><div>MELOKEA</div><div>DESK CHAIR Model # H045 Assembly Instructions</div><div></div></div>	<p>Melokea H045 Desk Chair Assembly Instructions</p> <p>Comprehensive assembly instructions for the Melokea H045 Desk Chair, covering all adjustment features and safety warnings in multiple languages.</p>
<div><div>MELOKEA</div><div>DESK CHAIR Model CHAF059 Assembly Instructions</div><div></div><div>1</div></div>	<p>Melokea CHAF059 Desk Chair Assembly Instructions</p> <p>Comprehensive assembly instructions and safety warnings for the Melokea CHAF059 desk chair, provided in multiple languages including English, German, French, Italian, Spanish, and Dutch.</p>
<div><div>MELOKEA</div><div>DESK CHAIR Model CHAE064 Assembly Instructions <small>Customer service email address: C_furniture@usaboe.com</small></div><div></div><div>1</div></div>	<p>MELOKEA CHAE064 Ergonomic Desk Chair Assembly Instructions User Guide</p> <p>Comprehensive assembly instructions and safety guide for the MELOKEA CHAE064 ergonomic desk chair. Includes parts list, step-by-step assembly, and important safety warnings.</p>