

## Manuals+

[Q & A](#) | [Deep Search](#) | [Upload](#)

[manuals.plus](#) /

- › [Mumgaroo](#) /
- › [Mumgaroo Baby Carrier with Hip Seat User Manual](#)

## Mumgaroo B09Y36FVL8

# Mumgaroo Baby Carrier with Hip Seat User Manual

Model: B09Y36FVL8

## PRODUCT OVERVIEW

---

The Mumgaroo Baby Carrier with Hip Seat is a versatile 6-in-1 carrier designed for newborns to toddlers (0-36 months, 7.7-66 lbs). It offers multiple carrying positions and features an ergonomic design to ensure comfort and safety for both baby and parent. This carrier is equipped with a hip seat, adjustable straps, a protective hood, and ample storage pockets, making it suitable for all seasons and various activities.



Image: The Mumgaroo Baby Carrier in its various configurations, highlighting its adaptability for different carrying styles and age groups.

## WHAT'S IN THE BOX

---

- 1 x Baby carrier newborn to toddler
- 1 x Extra safety belt
- 1 x Baby hood

## SAFETY INFORMATION

---

Always prioritize your baby's safety when using the carrier. Ensure your baby is securely positioned and that all buckles and straps are properly fastened. Regularly inspect the carrier for any signs of wear or damage. Do not use the carrier if any part is damaged or missing.

- Ensure baby's airways are clear and visible at all times.
- Maintain the ergonomic "M" position for baby's hips to promote healthy development.

- Distribute baby's weight evenly to prevent discomfort for the wearer.
- Do not engage in activities that could be dangerous with a baby in the carrier (e.g., cooking, driving, strenuous exercise).
- The extra safety belt provides additional security; always use it as instructed.



Image: Detail of the extra safety belt and night reflective strip, emphasizing enhanced security and visibility.

## SETUP AND ASSEMBLY

---

The Mumgaroo Baby Carrier comes largely pre-assembled. The primary setup involves adjusting the hip seat and shoulder straps to fit the wearer and baby comfortably and securely. The carrier can be used as a hip seat only, or with the full carrier attachment.

### Using the Hip Seat Only

1. **Position the Waist Belt:** Make sure your waist is in the middle position.
2. **Secure the Belt:** Squeeze your belly and wear the waist belt snugly.
3. **Fasten Buckles:** Fasten the safety buckles and attach the hook & loop closure.
4. **Adjust Hip Seat Position:** Fix the hip seat in the straight front position of your body, or to the side as desired.
5. **Place Baby:** Put your baby on the hip seat and adjust their position for comfort.

### Attaching and Using the Full Carrier

1. **Connect Carrier to Hip Seat:** Zip up the zipper between the hip seat and the shoulder straps.
2. **Secure to Waist:** Squeeze your belly and attach the hip seat to the waist strap, ensuring it is snug.
3. **Tighten Shoulder Straps:** Adjust and tighten the shoulder straps for a secure and comfortable fit.
4. **Place Baby:** Put your baby on the hip seat and adjust the shoulder straps around them.
5. **Final Security:** After buckling the safety buckle, hold your baby carefully to ensure they are fully secure before releasing support.

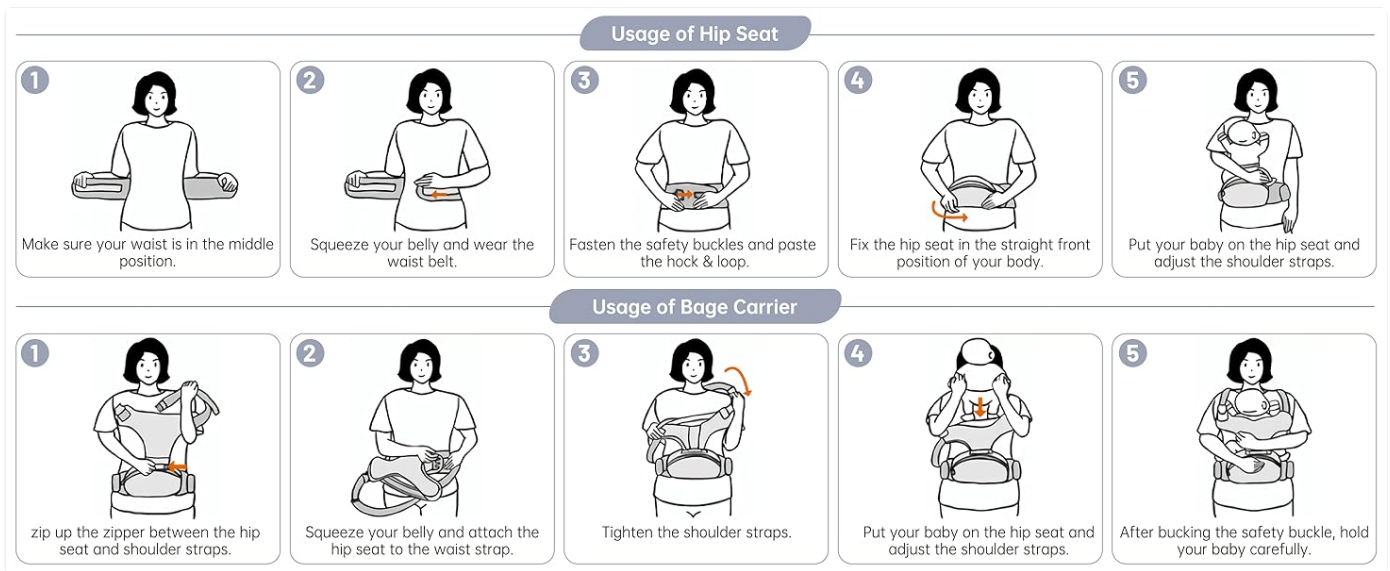


Image: Detailed instructions for wearing the hip seat and the full carrier, showing proper attachment and adjustment.

## OPERATING AND CARRYING POSITIONS

The Mumgaroo Baby Carrier offers multiple carrying positions to adapt to your baby's growth and your comfort needs. Always ensure the baby's hips are in the ergonomic "M" position, with knees higher than their bottom, to support healthy hip development.

### Recommended Carrying Positions:

- **Front Carry (Facing In):** Ideal for newborns and younger infants, providing close contact and support.
- **Front Carry (Facing Out):** Suitable for older infants who have good head and neck control and are curious about their surroundings.
- **Back Carry:** For toddlers with strong trunk control, allowing parents more freedom of movement.
- **Hip Carry:** Using the hip seat alone, perfect for quick ups and downs, or for older babies who prefer to look around.

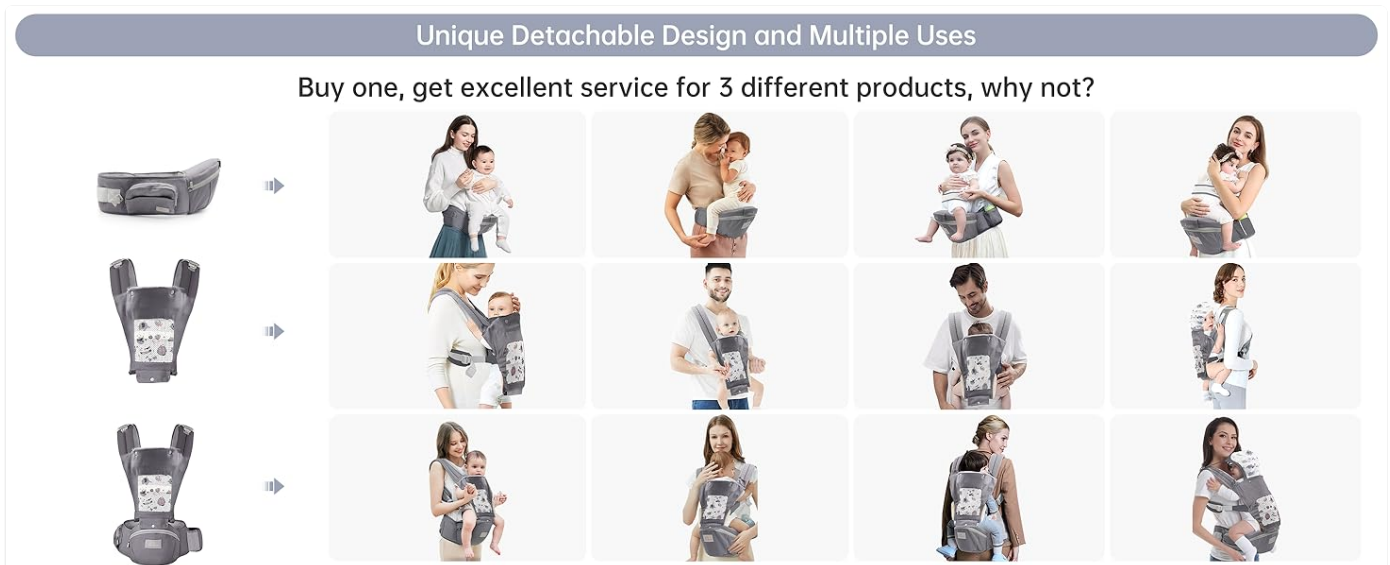


Image: Visual representation of the carrier's unique detachable design and its multiple uses, including hip seat only, full carrier, and combined use.



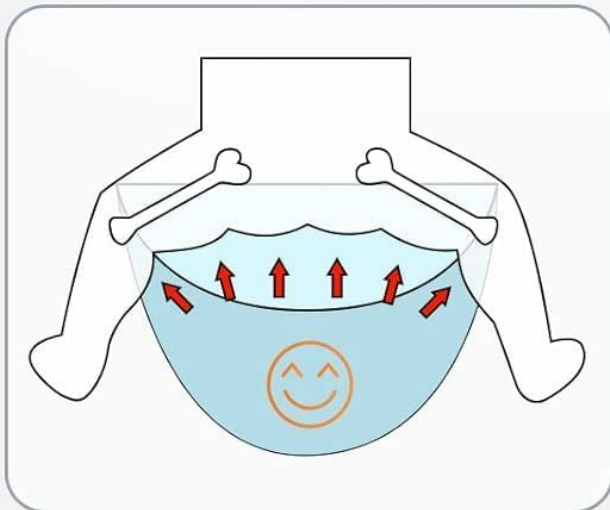
Image: Examples of the carrier's use in different situations such as traveling, playing, shopping, and as a gift, demonstrating its versatility.

### **Ergonomic Design for Comfort**

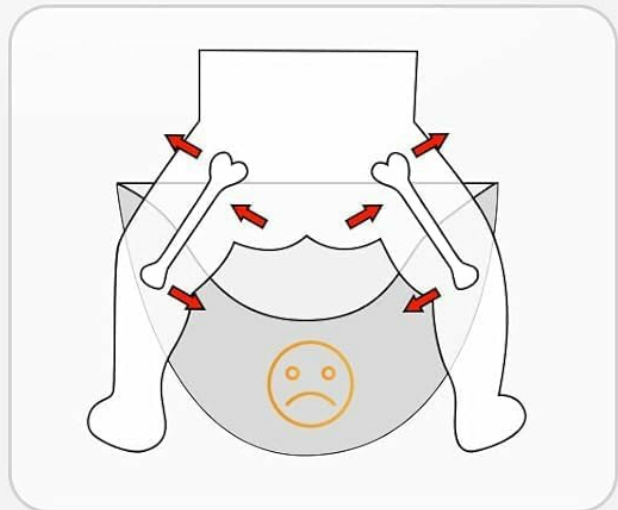
The carrier features a thickened hip seat and a 35° curved stool surface to maintain the baby's natural "M" position. Wider and thicker shoulder straps, a supportive waist belt, and an abdominal decompression cushion distribute the baby's weight evenly, reducing strain on the parent's back and shoulders.

# Scientific Ergonomic Design

35° & Full Stool Ensure M-Shaped Sitting Position,  
No O or Bow Leg.



Mumgaroo



Others

Image: Scientific ergonomic design ensuring the M-shaped sitting position for healthy hip development, contrasting with incorrect positioning.

# Ergonomic Triangle Force Release

Wider Padded Shoulder Strap, Broaden & Lengthen Belt, Micro Abdominal Pressure.



Effortless

Back pain

Image: Ergonomic triangle force release design, highlighting wider padded shoulder straps, broadened and lengthened belt, and micro abdominal pressure for effortless carrying.

## MAINTENANCE AND CARE

To ensure the longevity and hygiene of your Mumgaroo Baby Carrier, follow these care instructions:

- **Cleaning:** The carrier is machine washable. Use a gentle cycle with cold water and mild detergent.
- **Drying:** Air dry or tumble dry on low heat. Do not bleach or iron.
- **Storage:** Store in a clean, dry place away from direct sunlight when not in use.
- **Inspection:** Periodically check all buckles, straps, and seams for wear and tear.

## TROUBLESHOOTING

---

If you encounter any issues with your Mumgaroo Baby Carrier, please refer to the following common solutions:

- **Discomfort for Parent:** Ensure all straps (shoulder, waist) are properly adjusted and tightened. The weight should be distributed evenly across your hips and shoulders. Refer to the "Setup and Assembly" section for correct wearing techniques.
- **Baby Seems Uncomfortable:** Check if the baby is in the correct "M" position. Ensure no fabric is bunched up or pressing uncomfortably. Adjust the hood if needed for sun/wind protection or privacy.
- **Carrier Feels Loose:** Re-tighten all buckles and straps. Ensure the hook & loop closure on the waist belt is securely fastened.
- **Difficulty with Buckles/Zippers:** Ensure no fabric is caught. If a buckle or zipper is damaged, discontinue use and contact customer support.

For issues not covered here, or if problems persist, please contact Mumgaroo customer support for assistance.

## SPECIFICATIONS

---

Feature	Detail
Product Dimensions	11.02 x 7.48 x 9.45 inches
Minimum Weight Recommendation	7.7 lbs (3.5 kg)
Maximum Weight Recommendation	66 lbs (30 kg)
Material Type	Cotton and Air Mesh
Care Instructions	Machine Wash
Color	Grey
Waistline Recommendation (with Clothes)	25 to 51 inches
Item Weight	2.35 pounds



Image: Detailed dimensions of the baby carrier and its components, including the hip seat and waist belt length.

## ADDITIONAL FEATURES

- **Storage Pockets:** Multiple pockets for bottles, diapers, wipes, keys, wallet, and phone.
- **Baby Hood:** Provides protection from wind and sun, and can be used as a privacy cover for nursing.

- **Anti-Scratch Velcro:** Smooth hook & loop design to avoid scratching clothes.
- **Anti-Slip Stool Surface:** Food-grade silicone on the hip seat for secure baby positioning.
- **Night Reflective Strip:** Enhances visibility in low-light conditions.
- **Adjustable Mid Panel:** (Note: Grey upgraded version only) Allows for further customization.

# Multifunctional Hip Seat

Extra Belt for Baby's Safety



Image: Multifunctional hip seat showcasing its side zipper bag, card holder, large diaper bag, and breathable mesh bag for convenient

## More Thoughtful Design

Mumgaroo is Always Committed to Providing Love & Care for Babies & Parents



Anti-Scratch Velcro  
Smooth Hook & Loop-avoid  
Scratching Clothes



Anti-Slip Food Grade  
Silicone Stool Surface




The Webbing Can be Stored




Night Reflective Strip

Image: Thoughtful design elements including anti-scratch Velcro, anti-slip food-grade silicone stool surface, webbing storage, and a night reflective strip for safety.

# Best Care for Baby



Baby hood for sun /wind protection & privacy



Soft & breathable mesh for best comfort



Anti-scratch strips for legs protect baby's delicate skin

Image: Features designed for baby's best care, including a baby hood for sun/wind protection and privacy, soft and breathable mesh for comfort, and anti-scratch strips for delicate skin.

## CUSTOMER SUPPORT

For further assistance, product inquiries, or support, please contact Mumgaroo customer service. You can also refer to the

official user manual PDF for more detailed information.

**Official User Manual (PDF):** [Download PDF Manual](#)

**Mumgaroo Store:** [Visit the Official Mumgaroo Store on Amazon](#)

