



Manuals.plus /

› Amazfit /

› Amazfit GTS 2 Mini Smart Watch User Manual

Amazfit W2018OV2N-REF

Amazfit GTS 2 Mini Smart Watch User Manual

Model: W2018OV2N-REF | Brand: Amazfit

1. PRODUCT OVERVIEW

The Amazfit GTS 2 Mini is a compact and feature-rich smart watch designed for comprehensive health and fitness tracking. It integrates Amazon Alexa, GPS, and offers a wide array of sports modes, along with advanced health monitoring capabilities.



Image: Amazfit GTS 2 Mini Smart Watch. This image displays the smart watch in a pink color, showcasing its square display and silicone strap.

Key Features:

- Built-in Amazon Alexa & GPS for voice commands and precise tracking.
- Up to 14-day battery life for extended use.
- Over 70 sports modes and 5 ATM water resistance.
- All-round health management: heart rate, SpO2, sleep, stress level, and female cycle tracking.
- Super light and thin design with a 1.55-inch vibrant AMOLED display.
- Smart notifications for calls, messages, apps, and music/camera control.

2. SETUP GUIDE

2.1. Initial Charging

Before first use, fully charge your Amazfit GTS 2 Mini. Connect the magnetic charging base to a USB power adapter (5V/1A recommended) and attach the watch to the charging pins. The watch screen will display the charging progress.

2.2. Pairing with Your Smartphone

1. Download the **Zepp App** from the App Store (iOS) or Google Play Store (Android).
2. Open the Zepp App and create an account or log in.
3. On the watch, swipe down from the watch face to find the QR code.
4. In the Zepp App, tap the '+' icon in the top right corner, then select 'Watch' and 'Watch with QR code'.
5. Scan the QR code displayed on your watch with your phone's camera.
6. Follow the on-screen prompts in the app to complete the pairing process. Ensure Bluetooth is enabled on your smartphone.

2.3. Basic Settings

After successful pairing, the app will guide you through initial settings such as language, time format, and unit preferences. It is recommended to update the watch firmware to the latest version for optimal performance.

3. OPERATING INSTRUCTIONS

3.1. Navigating the Watch

- **Swipe Up:** View notifications.
- **Swipe Down:** Access quick settings (e.g., brightness, DND, battery saver).
- **Swipe Left/Right:** Access widgets and shortcut cards (e.g., activity summary, heart rate, weather).
- **Press Side Button:** Return to the watch face or open the app list.
- **Press and Hold Side Button:** Access a customizable shortcut (default: workout list).

3.2. Using Amazon Alexa

The Amazfit GTS 2 Mini has Alexa built-in. Ensure your watch is connected to your phone and your phone has an active internet connection.

Alexa Built-in

*Alexa,
what's in the news?*

Listening

Alexa, find a nearby gym.



Image: Alexa Built-in. The watch screen shows 'Listening' with a blue circle, indicating it's ready for voice commands. Example questions like 'Alexa, what's in the news?' and 'Alexa, find a nearby gym' are shown.

To activate Alexa, swipe right on the watch face or access it from the app list. You can ask questions, set alarms, check the weather, control smart home devices, and more.

3.3. Health Monitoring

- **Heart Rate Monitoring:** The watch continuously monitors your heart rate. Access the Heart Rate app on the watch or in the Zepp App for detailed data.

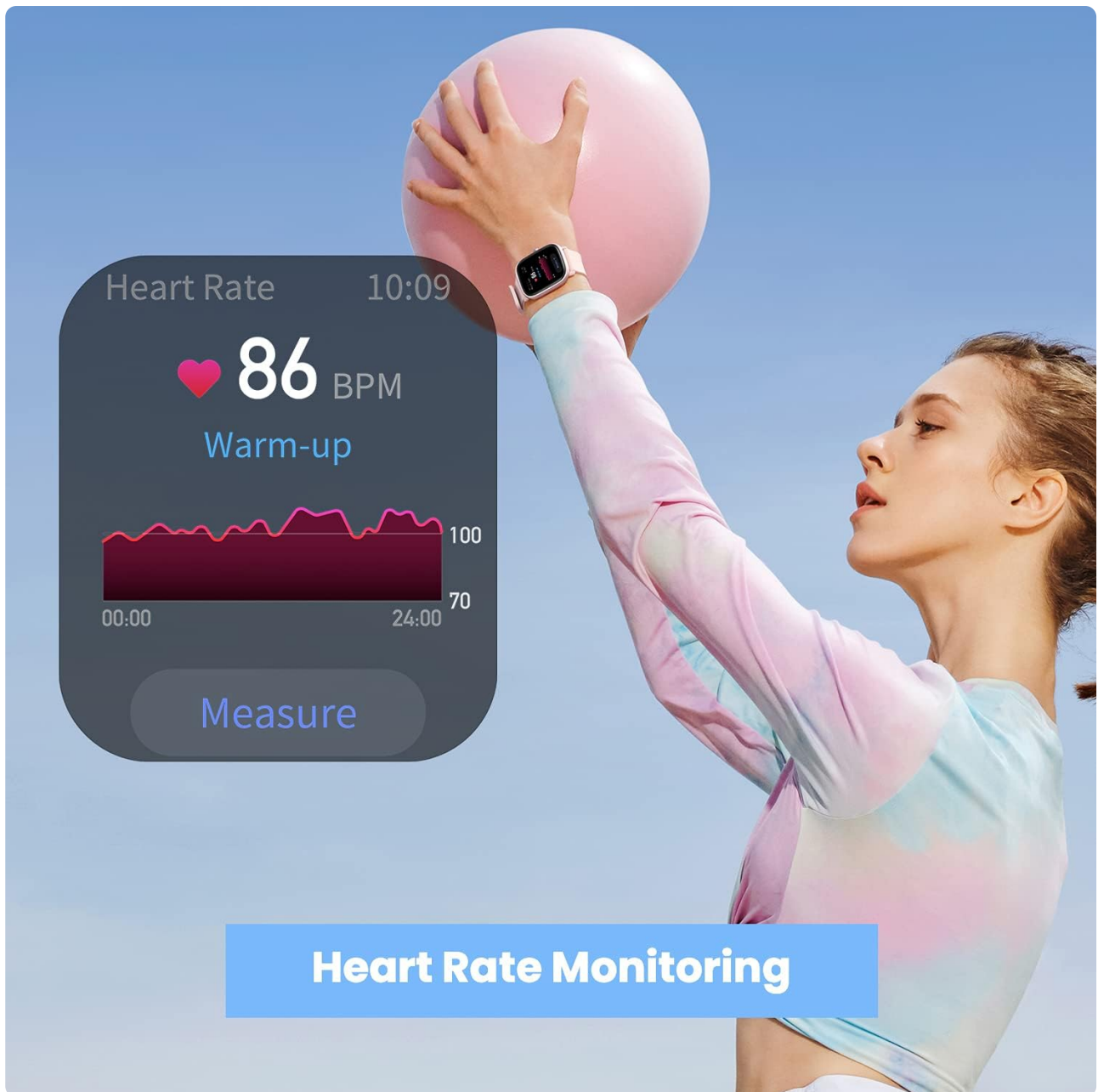


Image: Heart Rate Monitoring. The watch displays a heart rate of 86 BPM with a graph showing heart rate trends over time.

- **Blood-Oxygen Saturation (SpO2) Measurement:** To measure SpO2, ensure the watch is worn snugly on your wrist. Navigate to the SpO2 app on the watch and tap 'Measure'. Remain still during the measurement.

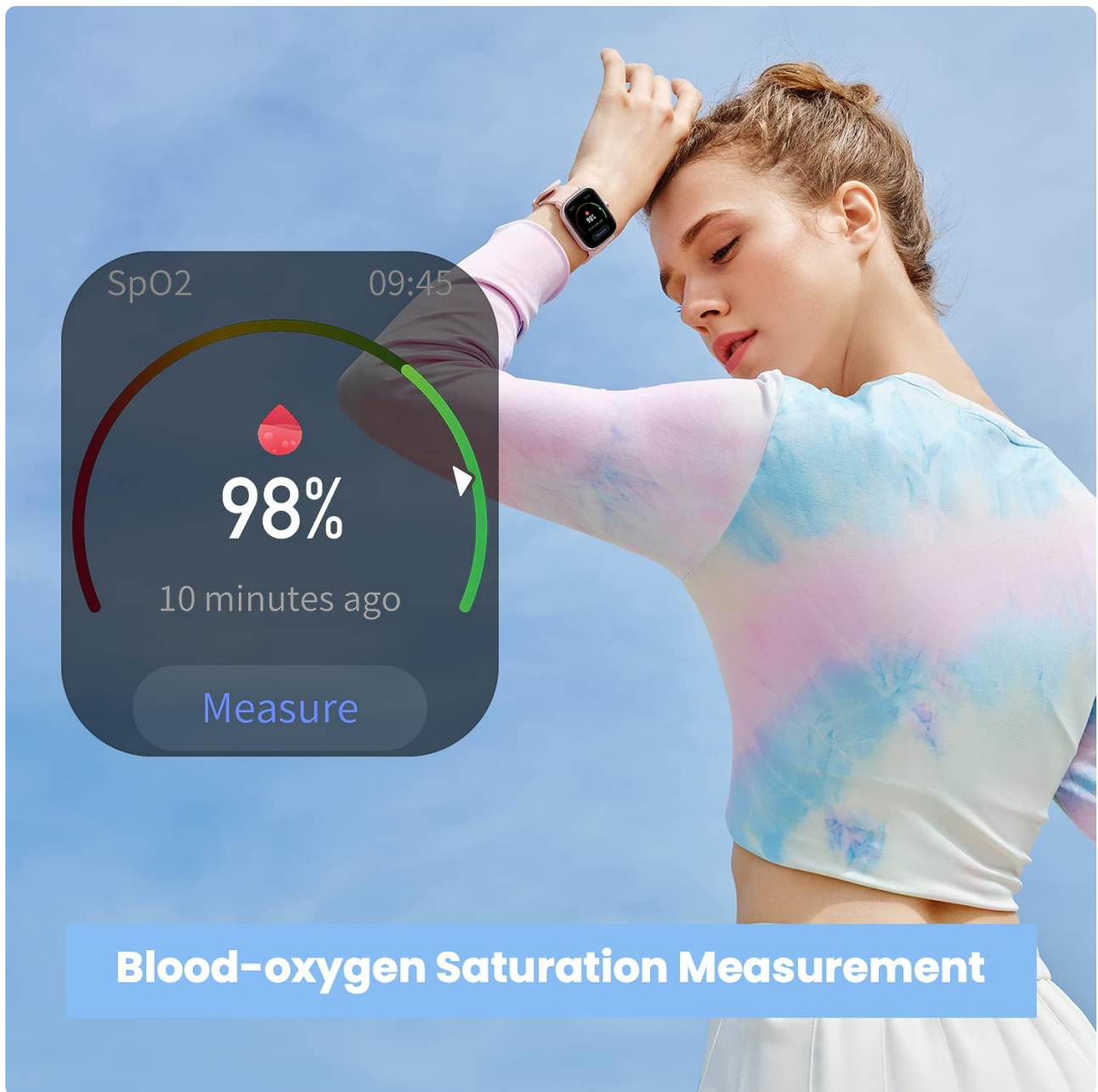


Image: Blood-oxygen Saturation Measurement. The watch shows a SpO2 reading of 98% with a green indicator, indicating a healthy level.

- **Sleep Monitoring:** The watch automatically tracks your sleep, including sleep stages (light, deep, REM) and awake times. View detailed sleep analysis in the Zepp App.

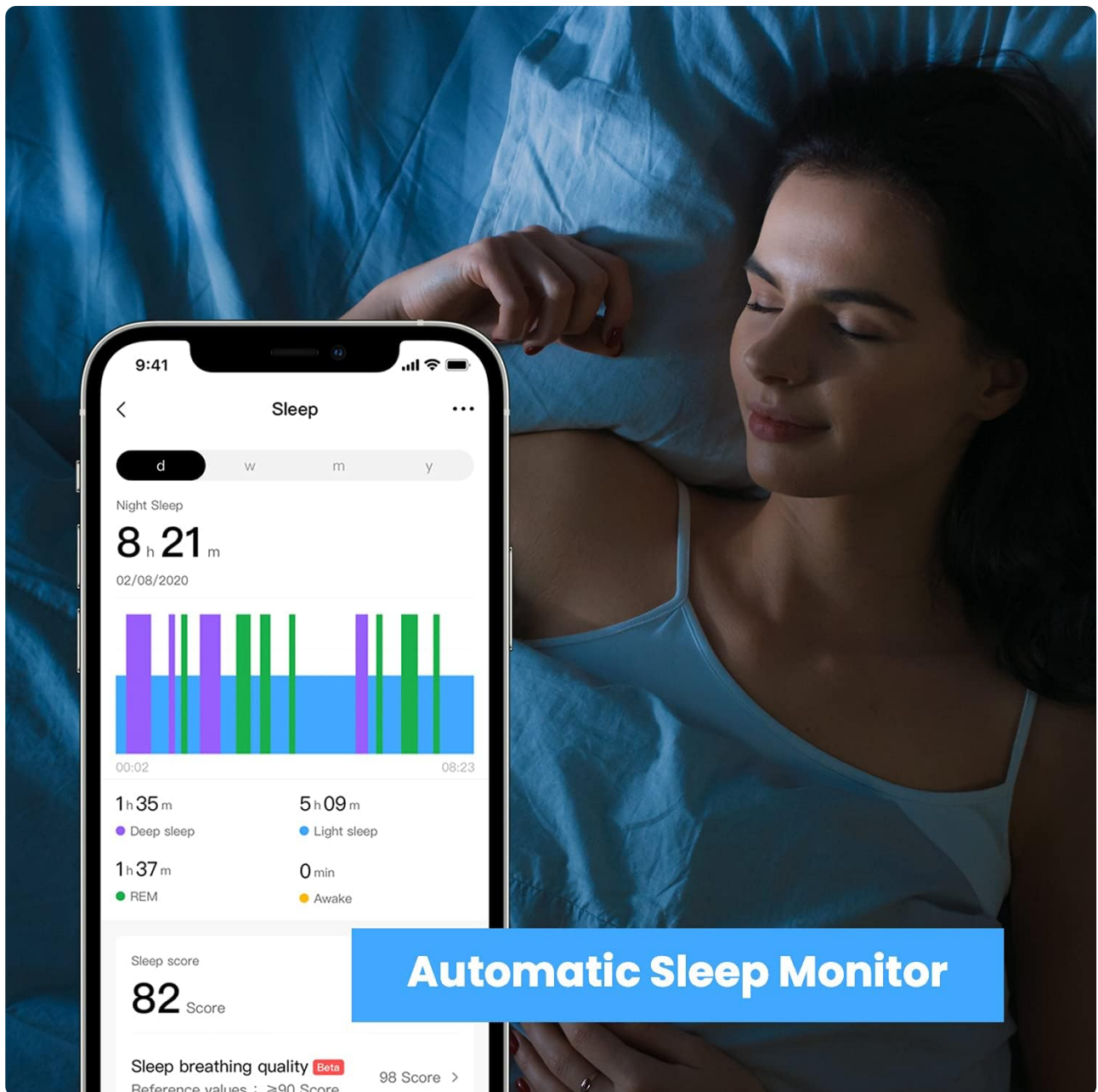


Image: Automatic Sleep Monitor. A smartphone screen displays detailed sleep data from the Zepp app, including total sleep duration, sleep stages, and a sleep score.

- **Stress Level Monitoring:** The watch estimates your stress level throughout the day. Manage stress by following guided breathing exercises available on the watch.
- **Female Cycle Tracking:** Record menstrual cycles and predict future periods and fertile windows through the Zepp App.



Image: Female Cycle Tracking. The watch screen shows a calendar view with cycle days and a prediction for the next period.

3.4. Sports Modes

The Amazfit GTS 2 Mini supports over 70 sports modes. To start a workout, press the side button to open the app list, select 'Workout', and choose your desired activity. The watch will track metrics such as duration, distance, calories burned, and heart rate.



Image: 70+ Sports Modes. Two people are shown in active poses, with icons representing various sports like running, cycling, swimming, and more, indicating the wide range of supported activities.

The watch is 5 ATM water-resistant, making it suitable for swimming and other water-based activities (excluding deep diving or high-pressure water activities).

3.5. Smart Notifications & Other Features

Enable notifications in the Zepp App to receive alerts for incoming calls, text messages, and app notifications directly on your watch. The watch also supports music playback control and remote camera control for your smartphone.

4. MAINTENANCE

4.1. Cleaning Your Watch

- Regularly clean the watch case and strap with a soft, damp cloth.
- For silicone straps, you can use mild soap and water. Ensure the strap is completely dry before wearing.
- Clean the charging contacts on the back of the watch and the charging base periodically to ensure good connection.

4.2. Battery Care

To maximize battery life:

- Avoid extreme temperatures.
- Charge the watch before the battery is completely depleted.
- Disable features like 'Always-on Display' or reduce screen brightness if not needed.
- Limit continuous heart rate monitoring or frequent SpO2 measurements if not essential.



Image: 14 Day Long-Lasting Battery. The watch is shown with glowing energy lines emanating from it, emphasizing its extended battery life.

4.3. Water Resistance

The Amazfit GTS 2 Mini has a 5 ATM water resistance rating. This means it can withstand pressures equivalent to a depth of 50 meters. It is suitable for showering, swimming in pools, and shallow-water activities. It is not suitable for diving, high-pressure water activities, or hot water environments (e.g., saunas, hot springs).

5. TROUBLESHOOTING

5.1. Common Issues and Solutions

- **Watch not pairing:** Ensure Bluetooth is on, the watch is charged, and you are using the correct Zepp App. Try restarting both the watch and your phone.
- **Inaccurate heart rate/SpO2 readings:** Ensure the watch is worn snugly on your wrist, not too tight or too loose. Avoid excessive movement during measurement.
- **Notifications not appearing:** Check notification settings in the Zepp App and your phone's system settings. Ensure the Zepp App is running in the background and not optimized for battery saving.
- **Short battery life:** Review Section 4.2 on Battery Care. Disable 'Always-on Display' and reduce screen brightness. Limit frequent use of GPS and continuous health monitoring.
- **Watch frozen/unresponsive:** Press and hold the side button for approximately 10-15 seconds to force a restart.

5.2. Factory Reset

If issues persist, you may consider performing a factory reset. This will erase all data on the watch and restore it to its original settings. Navigate to *Settings > System > Factory Reset* on your watch. Note that this will require re-pairing the watch with your phone.

6. SPECIFICATIONS

| Feature | Specification |
|---------------------------------|---|
| Product Dimensions | 1.59 x 1.4 x 0.4 inches |
| Item Weight | 1.12 ounces |
| Model Number | W2018OV2N-REF |
| Batteries | 1 Lithium Polymer batteries required (included) |
| Standing Screen Display Size | 1.55 Inches |
| Operating System | Amazfit OS |
| Special Feature | GPS |
| Battery Capacity | 220 Milliamp Hours |
| Connectivity Technology | Bluetooth, GPS |
| Wireless Communication Standard | Bluetooth |
| Shape | Square |
| Manufacturer | Amazfit |
| Date First Available | April 13, 2022 |

7. WARRANTY AND SUPPORT

7.1. Warranty Information

As a renewed product, the warranty terms may differ from new products. Please refer to the specific warranty information provided by the seller or the Amazon Renewed program at the time of purchase. Typically, Amazon Renewed products come with a 90-day Amazon Renewed Guarantee.

7.2. Customer Support

For technical support, troubleshooting assistance, or warranty claims, please contact Amazfit customer service or the seller from whom you purchased the renewed device. You can usually find contact information on the Amazfit official website or through your purchase order details on Amazon.

For additional resources and FAQs, visit the official Amazfit support page: www.amazfit.com/us/support