

GOOLOO GT3000

GOOLOO Portable Car Jump Starter GT3000 Instruction Manual

Your reliable companion for vehicle emergencies and portable power needs.

INTRODUCTION

This manual provides detailed instructions for the safe and effective use of your GOOLOO GT3000 Portable Car Jump Starter. Please read this manual thoroughly before operation and keep it for future reference. Proper use ensures optimal performance and longevity of your device.

WHAT'S IN THE BOX

Upon unpacking, please ensure all items listed below are present and in good condition:

- GOOLOO Car Jump Starter GT3000
- Smart Jumper Cable
- USB-A to USB-C Cable
- USB-C to USB-C Cable
- Carrying Bag



Image: The GOOLOO GT3000 Jump Starter with its smart jumper cables, ready for use.

PRODUCT FEATURES

100W Bi-directional Fast Charging

The GT3000 can fully charge from 0% to 100% in approximately 57 minutes using the supplied car charger. A 3-minute charge can provide enough power for a quick boost. It also supports charging via its Type-C port with your own fast-charge wall charger.

3.2" INTUITIVE LCD SCREEN



A large screen helps you to easily understand the battery status and performance

Image: The GT3000 connected for 100W two-way fast charging inside a vehicle.

Powerful & Safe Jump Starting

With 3000 Amps peak cranking power, the GT3000 can safely start dead 12-volt car batteries. It is suitable for vehicles with up to 10.0L Gas engines and 8.0L Diesel engines.

JUMP START DEAD VEHICLES



Image: The GT3000 connected to a vehicle battery, ready to jump start.

Advanced & Rugged Design

The device features an IP65 water-resistant and 94V0 flame-retardant enclosure. Its rubber over-molded shell protects against scratches, and a rubber cover prevents dust ingress. All-metal clamps ensure durability.

NO FEAR OF RAIN & DUST

IP65

WATERPROOF









Image: The GT3000 showcasing its IP65 water-resistant design.

Easy to Use with LCD Screen

The portable jump starter includes an informative 3.2-inch LED screen that displays real-time battery status. A

Related Documents - GT3000

	<p>GOOLOO GT3000 3000A Jump Starter User Manual</p> <p>Comprehensive user manual for the GOOLOO GT3000 3000A Jump Starter, covering features, operation, safety, troubleshooting, and warranty information for optimal use.</p>
	<p>GOOLOO GT3000 Jump Starter User Manual: Your Guide to Reliable Vehicle Power</p> <p>This comprehensive user manual for the GOOLOO GT3000 Jump Starter provides essential information on product features, safe operation, charging methods, vehicle jump-starting procedures, troubleshooting, and technical specifications. Learn how to maximize the performance and safety of your GOOLOO GT3000 for all your automotive power needs.</p>

 <p>GOOLOO User Manual Jump Starter GT3000</p>	<p>GOOLOO GT3000 Jump Starter User Manual</p> <p>User manual for the GOOLOO GT3000 Jump Starter (Model: JS-271), providing comprehensive instructions, safety guidelines, technical specifications, and support information.</p>
 <p>GOOLOO User Manual Jump Starter GT3000 3000A</p>	<p>GOOLOO GT3000 3000A Jump Starter User Manual - Features, Specs, and Safety</p> <p>Comprehensive user manual for the GOOLOO GT3000 3000A Jump Starter. Learn about its features, technical specifications, charging capabilities, safety warnings, troubleshooting, and warranty information.</p>
	<p>GOOLOO GT3000 Jump Starter User Manual</p> <p>Comprehensive user manual for the GOOLOO GT3000 Jump Starter, detailing product features, operation instructions, technical specifications, troubleshooting guide, and warranty information.</p>
 <p>GOOLOO User Manual Detachable Inverter Portable Power Station Model: GTX280</p>	<p>GOOLOO GTX280 Portable Power Station User Manual & Jump Starter Guide</p> <p>Comprehensive user manual for the GOOLOO GTX280 Portable Power Station. Learn about its features, technical specifications, charging methods, jump-starting capabilities, safety precautions, and warranty information for this 280Wh power station.</p>