

[Manuals.plus](#) /

> [WDXSFR](#) /

> Android 11 Car Radio Multimedia Player for Volkswagen Tiguan 2017-2019 GPS Navigation MP5 Car Stereo with Backup Camera Supports Carplay/SWC/FM/RDS/Video/Bluetooth/4G/WIFI 7862 3g+32g

## WDXSFR 7862 3G+32G

# WDXSFR Android 11 Car Radio Multimedia Player User Manual

Model: 7862 3G+32G



*Image: The WDXSFR Android 11 Car Radio Multimedia Player, showcasing its large touchscreen display with navigation and media playback interfaces.*

## INTRODUCTION

---

This manual provides comprehensive instructions for the installation, operation, and maintenance of your WDXSFR Android 11 Car Radio Multimedia Player. Designed for Volkswagen Tiguan models from 2017 to 2019, this system offers advanced features including GPS navigation, multimedia playback, and smart connectivity.

For successful installation, it is recommended that individuals with DIY experience refer to this manual or online video tutorials. If you are not familiar with car electronics, professional installation by a qualified auto repair shop is strongly advised.

Should you have any questions or require assistance, please contact our customer support for satisfactory after-sales service within 24 hours.

## PACKAGE CONTENTS

---

Upon unpacking, please verify that all components listed below are present and in good condition:

- Car multimedia radio unit (frame + headunit) x1
- RCA cable x1
- Audio out cable x1
- Reversing camera set x1
- Microphone (MIC) x1
- GPS Antenna x1
- 4G Antenna x1
- USB cables x2

## Support ADAS DVR ( Not included ) Anti-collision warning driving recorder

Front vehicle distance prediction, front vehicle anti-collision warning and lane departure warning make driving safer.

(Note: ADAS is not included, please refer to our website)



## Support OBD II

On-board diagnostics:diagnose your car status anytime.



## Support TPMS

After your have correctly installed the TPMS in your car , the sensors will automatically monitor tire pressure and temperature, and tral-time statistics to the receiver.



Image: Various cables and antennas included with the car multimedia player, such as RCA, audio out, reversing camera, microphone, GPS antenna, 4G antenna, and USB cables.

## SPECIFICATIONS

The WDXSFR Android 11 Car Radio Multimedia Player features advanced hardware and software for optimal performance:

Feature	Description
Operating System	Android 11
Processor	Octa-core (7862 chip: Unisoc UIS7862, 2*Cortex A75 + 6*Cortex A55; 9863 chip: Unisoc UIS8581A, 8*Cortex A55)
Memory (RAM+ROM)	Available in 2GB+32GB, 3GB+32GB (current model), 4GB+64GB, 6GB+128GB, 8GB+128GB configurations

<b>Feature</b>	<b>Description</b>
Display	IPS Touch Screen, 1280x720 Resolution
Video Playback	Supports 1080P video
Bluetooth	Built-in Bluetooth 5.0 (supports music playback and hands-free calling)
Radio	FM/RDS Radio (DAB+ optional for EU countries)
Smartphone Integration	Built-in Wireless CarPlay and Android Auto
Audio Processing	Built-in DSP function, preset EQ and user customized 16-band EQ options
Navigation	Supports online and offline maps (GPS, BDS, GLONASS)
Connectivity	4G card slot, 5GHz WIFI (802.11 b/g/n)
Additional Features	Split screen function, Steering Wheel Control (SWC), Support for external devices (DVR, OBDII, TPMS)
Part Number	1712980526--64000741

### Built-in CarPlay + Auto

(M200S M300S M400S M500S M600S M700S)

car dvd player comes with carplay function, no need to purchase additional accessories.

**Wireless CarPlay (ios system)**

Connection steps:

1. Connect BT
2. Click on "Car Link" and wait for connection (CarPlay can also be connected via USB Cable)

**Wired Auto (Android system)**

Connection steps:

1. Connect the mobile phone and car dvd player with USB cable
2. Click on "Car Link" and wait for connection

### Support 4G LTE

Connect to 4G, you can watch live, listen to music online, play games, watch movies, and make your car seamlessly connected to the Internet at any time.

Online music, Online video

4G LTE

4G SIM card slot

Online navi

### Setup steps:

1. connect
2. Settings -- Device -- Sound
3. Device -- AMP ON
4. The cooling fan starts working

### Support 5GHz WIFI (802.11 b/g/n)

Only M200S M300S M400S M500S M600S M700S supports

- ①. Fast transmission
- ②. Low latency
- ③. Wide coverage
- ④. More stable

Image: A detailed table outlining the specifications for various car multimedia player models, including processor type, RAM/ROM, resolution, and supported features like CarPlay and DSP.

## SETUP AND INSTALLATION

This section provides general guidance for the physical installation and initial setup of your car multimedia player. Due to the complexity of vehicle wiring, professional installation is highly recommended.

### Physical Installation Steps

1. **Preparation:** Ensure the vehicle's battery is disconnected before beginning installation to prevent electrical shorts.
2. **Remove Old Unit:** Carefully remove the existing car radio unit from the dashboard. Refer to your vehicle's specific service manual for detailed instructions on trim panel removal.
3. **Connect Wiring Harness:** Connect the provided wiring harness to the car multimedia player and then to your vehicle's factory wiring. Ensure all connections are secure.
4. **Connect Peripherals:** Connect the GPS antenna, 4G antenna, USB cables, microphone, and reversing camera (if applicable) to their respective ports on the new unit.

5. **Test Functionality:** Before fully reassembling the dashboard, temporarily connect the battery and power on the unit to test basic functions like power, display, and audio.
6. **Secure Unit:** Once tested, carefully slide the new car multimedia player into the dashboard opening and secure it with the appropriate mounting brackets.
7. **Reassemble Dashboard:** Reinstall all removed trim panels and components.



Image: The WDXSFR car multimedia player seamlessly integrated into the dashboard of a Volkswagen Tiguan, showcasing its large

# Car multimedia player parameter































	M200S	M400S	M300S	M500S	M600S	M700S
Model						
Internet						
OS	9863 Android 11	9863 Android 11	7862 Android 11	7862 Android 11	7862 Android 11	7862 Android 11
	API 29	API 29	API 29	API 29	API 29	API 29
Core	8Core * 1.6Ghz 64 Bit Unisoc UIS8581A (SC9863A) 8*Cortex A55 28NM		8Core * 1.8Ghz 64 Bit Unisoc UIS7862 2*Cortex A75+6*Cortex A55 12NM			
RAM/ROM	2G+32G	4G+64G	3G+32G	4G+64G	6G+128G	8G+128G
Carplay Auto	wireless +Wired	wireless +Wired	wireless +Wired	wireless +Wired	wireless +Wired	wireless +Wired
BT module	5.0	5.0	5.0	5.0	5.0	5.0
Resolution	1280*720	1280*720	1280*720	1280*720	1280*720	1280*720
Screen	IPS Screen	IPS Screen	IPS Screen	IPS Screen	IPS Screen	IPS Screen
Cooling fan	 YES	 YES	 YES	 YES	 YES	 YES
Full AV Output	Optional	Optional	Optional	Optional	Optional	Optional
DSP						
RDS						

Image: An alternative perspective of the car multimedia player installed in a Volkswagen Tiguan, highlighting its position relative to the vehicle's controls.

## Initial System Setup

After installation, power on the unit and follow the on-screen prompts for initial setup. Key settings include:

- **Language Selection:** Choose your preferred system language.
- **Date and Time:** Set the correct date and time, or enable automatic synchronization via GPS/network.
- **Network Configuration:** Connect to Wi-Fi or insert a 4G SIM card for internet access.
- **Sound Settings:** Adjust audio output and equalizer settings to your preference.

### Steering Wheel Control

Take control of the music or use hands-free calling function for safety to and concentrate on the road ahead. This head units steering wheel control (SWC) works with a digital SWC.

### Support BT Function

Phonebook with name search function and caller name display directly. Incoming calls, dialed calls, missed calls with caller ID. Support BT music streaming.

- BT music
- sync contacts
- Synchronous call record

It is not safe to look at the phone and answer the phone while driving

### FM/AM Radio

It supports automatic search and manual search, You can drag the icon of target station and replace it into channel list.

M200S 300S 400S 500S 600S 700S supports FM / AM RDS radio

**DAB+**

EU DAB+ Radio Universal for all android radio, make you get better sound quality and stronger signal, only for EU countries buyer.

### Day&Night UI Interface Switching

Its UI will automatically switch between day and night.

Day interface

Night interface

Image: Visual guide for initial setup, including wiring connections for the unit's rear panel and screenshots of the system settings menu for Wi-Fi, display, sound, and factory options.

## OPERATING INSTRUCTIONS

This section details the various functions and features of your WDXSFR car multimedia player.

### Multimedia Functions

The unit supports various multimedia formats for audio and video playback. You can play media from USB drives or stream via Bluetooth.

- **Video Playback:** Supports 1080P video resolution for clear viewing on the IPS touch screen.
- **Audio Playback:** Access your music library through the built-in music player or stream via Bluetooth.

## CarPlay & Android Auto

Seamlessly integrate your smartphone for navigation, communication, and entertainment.

- **Wireless CarPlay:** Connect your iPhone wirelessly to access iOS apps, make calls, send messages, and use Apple Maps.
- **Wired Android Auto:** Connect your Android phone via USB to use Google Maps, listen to music, and interact with Google Assistant.

### Steering Wheel Control


Take control of the music or use hands-free calling function for safety to and concentrate on the road ahead. This head units steering wheel control (SWC) works with a digital SWC.



### Support BT Function

Phonebook with name search function and caller name display directly. Incoming calls, dialed calls, missed calls with caller ID. Support BT music streaming.

- BT music
- sync contacts
- Synchronous call record



It is not safe to look at the phone and answer the phone while driving



### FM/AM Radio

It supports automatic search and manual search. You can drag the icon of target station and replace it into channel list.

M200S 300S 400S 500S 600S 700S supports FM / AM RDS radio



**DAB+**

DAB+ EU DAB+ Radio Universal for all android radio, make you get better sound quality and stronger signal, only for EU countries buyer.




### Day&Night UI Interface Switching

Its UI will automatically switch between day and night.



Day interface

Night interface

Image: Displays the user interface for both wireless CarPlay (iOS system) and wired Android Auto, showing connection steps and typical app layouts.

## Bluetooth Functionality

Connect your mobile device via Bluetooth 5.0 for hands-free calling and audio streaming.

- **Hands-Free Calling:** Make or receive calls directly from the car stereo. The unit supports phonebook synchronization and call history.
- **Bluetooth Music:** Stream audio from your phone to the car speakers.

### AHD reversing

The picture quality of AHD rear-view video is clearer than that of ordinary cameras.

imaging

Note: Rear View Camera is included

### Support split screen

Support for two applications to be displayed on the screen at the same time, which makes the operation more convenient and faster

FM/AM Radio +MAP

MAP + Music

MAP + Online video

### GPS NAVIGATION

Built-in global positioning system, omni-directional map display, synchronous display real-time traffic conditions, rapid and accurate positioning

**GPS BDS GLONASS**

The following maps are supported

For Navitel For iGO For Yandex For Google

### Accessories

(M200S M300S M400S M500S M600S M700S)

RCA Cable Audio out Reversing camera MIC GPS Antenna 4G Antenna

(M200S M400S) (M300S M500S M600S M700S)

AUDIO OUT L  
AUDIO OUT R  
AUX R IN  
AUX L IN  
AMP CONT  
cooling fan interface  
SVB WOOF  
CVBS-IN-1  
MIC

4G Card Slot

1. BRAKE 3. IR 5. RR OUT 7. RX  
2. CAM 12V 4. CAM VIN 6. RL OUT 8. TX

Image: Illustrates the Bluetooth interface, including options for phonebook search, incoming calls, dial pad, and music playback, emphasizing safe operation while driving.

## FM/RDS Radio

Enjoy your favorite radio stations with clear reception.

- **Automatic Search:** The system can automatically search and store available radio stations.
- **RDS Support:** Radio Data System (RDS) provides additional information like station name and song title.
- **DAB+ (Optional):** Digital Audio Broadcasting Plus is supported in EU countries with an optional external module.

### AHD reversing

The picture quality of AHD rear-view video is clearer than that of ordinary cameras.

imaging

Note: Rear View Camera is included

### Support split screen

Support for two applications to be displayed on the screen at the same time, which makes the operation more convenient and faster

FM/AM Radio +MAP

MAP + Music

MAP + Online video

### GPS NAVIGATION

Built-in global positioning system, omni-directional map display, synchronous display real-time traffic conditions, rapid and accurate positioning

**GPS BDS GLONASS**

The following maps are supported

- For Navitel
- For iGO
- For Yandex
- For Google

### Accessories

(M200S M300S M400S M500S M600S M700S)

- RCA Cable
- Audio out
- Reversing camera
- MIC
- GPS Antenna
- 4G Antenna

(M200S M400S) (M300S M500S M600S M700S)

- AUDIO OUT L
- AUDIO OUT R
- AUX R IN
- AUX L IN
- AMP CONT
- cooling fan interface
- SVB WOOF
- CVBS-IN-1
- MIC
- 4G Card Slot
- 1. BRAKE
- 2. CAM 12V
- 3. IR
- 4. CAM VIN
- 5. RR OUT
- 6. RL OUT
- 7. RX
- 8. TX

Image: Shows the FM/AM radio interface with frequency display, station list, and options for automatic search and RDS. Also depicts the optional DAB+ module.

## Split Screen Function

Multitask by displaying two applications simultaneously on the screen.

- For example, you can view navigation maps on one side and control music playback on the other.

## Support ADAS DVR ( Not included ) Anti-collision warning driving recorder

Front vehicle distance prediction, front vehicle anti-collision warning and lane departure warning make driving safer.

(Note: ADAS is not included, please refer to purchase)



## Support OBD II

On-board diagnostics:diagnose your car status anytime.



**OBDII**

With OBDII function available on this unit, You can monitor real-time data and Fault Code Obtained from Vehicle Computer

OBDII is not included

## Support TPMS

After your have correctly installed the TPMS in your car , the sensors will automatically monitor tire pressure and temperature, and tral-time statistics to the receiver.



UI06



UI13



Image: A split-screen view showing a navigation map on one side and a music player interface on the other, illustrating simultaneous application usage.

## GPS Navigation

The unit features a built-in global positioning system for accurate navigation.

- Supports online and offline maps.
- Compatible with various mapping applications (e.g., iGO, Navitel, Yandex, Google Maps).
- Provides real-time traffic conditions and dynamic route planning.

## Support ADAS DVR ( Not included ) Anti-collision warning driving recorder

Front vehicle distance prediction, front vehicle anti-collision warning and lane departure warning make driving safer.

(Note: ADAS is not included, please refer to our manual)



## Support OBD II

On-board diagnostics: diagnose your car status anytime.



## Support TPMS

After you have correctly installed the TPMS in your car, the sensors will automatically monitor tire pressure and temperature, and real-time statistics to the receiver.



Image: The GPS navigation interface displaying a map with route information and supported mapping services like iGO, Navitel, Yandex, and Google.

## Steering Wheel Control (SWC)

Control essential functions of the multimedia player directly from your vehicle's steering wheel buttons.

- This feature enhances safety by allowing you to manage audio, calls, and navigation without taking your hands off the wheel.

## AHD reversing

The picture quality of AHD rear-view video is clearer than that of ordinary cameras.

imaging

Note:  
Rear View Camera is included

## Support split screen

Support for two applications to be displayed on the screen at the same time, which makes the operation more convenient and faster

FM/AM Radio +MAP

MAP + Music

MAP + Online video

## GPS NAVIGATION

Built-in global positioning system, omni-directional map display, synchronous display real-time traffic conditions, rapid and accurate positioning

**GPS BDS GLONASS**

The following maps are supported

For Navitel For iGO For Yandex For Google

## Accessories

(M200S M300S M400S M500S M600S M700S)

RCA Cable Audio out Reversing camera MIC GPS Antenna 4G Antenna

(M200S M400S) (M300S M500S M600S M700S)

AUDIO OUT L  
AUDIO OUT R  
AUX R IN  
AUX L IN  
AMP CONT  
cooling fan interface  
SVB WOOF  
CVBS-IN-1  
MIC

4G Card Slot

1. BRAKE 3. IR 5. RR OUT 7. RX  
2. CAM 12V 4. CAM VIN 6. RL OUT 8. TX

Image: A hand interacting with the steering wheel controls, demonstrating how to safely manage the car stereo's functions without distraction.

## Day/Night UI Switching

The user interface automatically adjusts between day and night modes for optimal visibility and reduced glare.

### AHD reversing

The picture quality of AHD rear-view video is clearer than that of ordinary cameras.

imaging

Note: Rear View Camera is included

### Support split screen

Support for two applications to be displayed on the screen at the same time, which makes the operation more convenient and faster

FM/AM Radio + MAP

MAP + Music

MAP + Online video

### GPS NAVIGATION

Built-in global positioning system, omni-directional map display, synchronous display real-time traffic conditions, rapid and accurate positioning

**GPS BDS GLONASS**

The following maps are supported

- For Navitel
- For iGO
- For Yandex
- For Google

### Accessories

(M200S M300S M400S M500S M600S M700S)

- RCA Cable
- Audio out
- Reversing camera
- MIC
- GPS Antenna
- 4G Antenna

(M200S M400S) (M300S M500S M600S M700S)

- AUDIO OUT L
- AUDIO OUT R
- AUX R IN
- AUX L IN
- AMP CONT
- cooling fan interface
- SVB WOOF
- CVBS-IN-1
- MIC
- 4G Card Slot
- 1. BRAKE
- 2. CAM 12V
- 3. IR
- 4. CAM VIN
- 5. RR OUT
- 6. RL OUT
- 7. RX
- 8. TX

Image: Side-by-side comparison of the car stereo's user interface in bright "Day interface" mode and darker "Night interface" mode for improved visibility in varying light conditions.

## Reversing Camera Support

Enhance parking safety with automatic display of the rear view when the vehicle is in reverse gear.

- The included reversing camera provides a clear, wide-angle view.
- AHD (Analog High Definition) support ensures high-quality video feed.

## Support ADAS DVR ( Not included ) Anti-collision warning driving recorder

Front vehicle distance prediction, front vehicle anti-collision warning and lane departure warning make driving safer.

(Note: ADAS is not included, please refer to purchase)



## Support OBD II

On-board diagnostics: diagnose your car status anytime.



**OBDII**

With OBDII function available on this unit, You can monitor real-time data and Fault Code Obtained from Vehicle Computer

OBDII is not included

## Support TPMS

After your have correctly installed the TPMS in your car , the sensors will automatically monitor tire pressure and temperature, and tral-time statistics to the receiver.



UI06



UI13



Image: A visual representation of the reversing camera system, showing the camera's placement, the wide field of view, and how the image is displayed on the car stereo screen for safe parking.

## ADVANCED FEATURES

### 4G LTE Connectivity

Stay connected on the go with built-in 4G LTE support.

- Insert a 4G SIM card into the dedicated slot to access online music, videos, navigation, and other internet services.


### Steering Wheel Control


Take control of the music or use hands-free calling function for safety to and concentrate on the road ahead.  
This head units steering wheel control (SWC) works with a digital SWC.





### Support BT Function

Phonebook with name search function and caller name display directly. Incoming calls, dialed calls, missed calls with caller ID. Support BT music streaming.

  
BT music

  
sync contacts

  
Synchronous call record



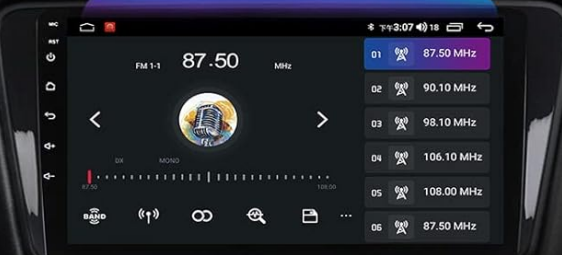
It is not safe to look at the phone and answer the phone while driving




### FM/AM Radio


It supports automatic search and manual search, You can drag the icon of target station and replace it into channel list.

M200S 300S 400S 500S 600S 700S supports FM / AM RDS radio




**DAB+**

EU DAB+ Radio Universal for all android radio. make you get better sound quality and stronger signal, only for EU countries buyer.




### Day&Night UI Interface Switching

Its UI will automatically switch between day and night.



Day interface



Night interface

Image: A graphic illustrating the 4G LTE connectivity feature, showing the SIM card slot and various online activities enabled by the connection, such as music, video, and navigation.


## 5GHz WiFi Support

Connect to high-speed wireless networks for faster data transfer and smoother online experiences.

- Supports 802.11 b/g/n standards for broad compatibility.
- Offers faster transmission speeds and wider coverage compared to 2.4GHz WiFi.


### Steering Wheel Control


Take control of the music or use hands-free calling function for safety to and concentrate on the road ahead.  
This head units steering wheel control (SWC) works with a digital SWC.





### Support BT Function

Phonebook with name search function and caller name display directly. Incoming calls, dialed calls, missed calls with caller ID. Support BT music streaming.



  
BT music

  
sync contacts

  
Synchronous call record




It is not safe to look at the phone and answer the phone while driving





### FM/AM Radio


It supports automatic search and manual search, You can drag the icon of target station and replace it into channel list.

M200S 300S 400S 500S 600S 700S supports FM / AM RDS radio




**DAB+** 

**DAB+** EU DAB+ Radio Universal for all android radio. make you get better sound quality and stronger signal, only for EU countries buyer.




### Day&Night UI Interface Switching

Its UI will automatically switch between day and night.



Day interface



Night interface

Image: A graphic highlighting the 5GHz WiFi support, detailing its benefits such as fast transmission, wide coverage, and stable connection.

## Digital Sound Processor (DSP)

The built-in DSP function allows for precise audio tuning and customization.

- Offers a 16-band EQ with preset and user-customizable options to tailor the sound to your preference and vehicle acoustics.
- Provides crystal clear sound quality for a wide variety of music styles.

## External Device Support (Optional)

The unit is compatible with several external devices to expand its functionality:

- **DVR (Driving Video Recorder):** Connect an optional DVR for front collision warning, lane deviation warning, and recording driving footage.
- **OBDII (On-Board Diagnostics):** Use an OBDII scanner (not included) to diagnose your car's status, read real-time data, and check fault codes.
- **TPMS (Tire Pressure Monitoring System):** Integrate an optional TPMS to monitor tire pressure and temperature in

real-time, enhancing driving safety.

### Support ADAS DVR (Not included)

#### Anti-collision warning driving recorder

Front vehicle distance prediction, front vehicle anti-collision warning and lane departure warning make driving safer.

*(Note: this device is not included, please refer to your dealer)*

**BUY NOW!**

ADAS DVR

Front car start reminder

Lane deviation warning

Front distance collision warning

### Support OBD II

On-board diagnostics: diagnose your car status anytime.

**TORQUE**  
Engine Management Diagnostics and Tools

Real-time RPM  
Engine Temperature  
Fuel Consumption  
Tachometer

**OBDII**

With OBDII function available on this unit, You can monitor real-time data and Fault Code Obtained from Vehicle Computer

OBDII is not included

### Support TPMS

After you have correctly installed the TPMS in your car, the sensors will automatically monitor tire pressure and temperature, and real-time statistics to the receiver.

2.5 Bar 26 °C

2.5 Bar 26 °C

2.5 Bar 26 °C

2.5 Bar 26 °C

2.5 Bar 26 °C

ID code pair TPMS setup

External TPMS

Built-in TPMS

**Note: TPMS IS Not included**

**UI06**

**UI13**

Image: Visual explanations of the optional ADAS DVR for anti-collision warning, the OBDII system for vehicle diagnostics, and the TPMS for real-time tire pressure monitoring.

## MAINTENANCE

Proper maintenance ensures the longevity and optimal performance of your car multimedia player.

- **Screen Cleaning:** Use a soft, lint-free cloth specifically designed for electronic screens to gently wipe the display. Avoid abrasive cleaners or harsh chemicals.
- **Software Updates:** Periodically check for software updates provided by WDXSFR to ensure the system has the latest features and bug fixes. Updates can improve performance and compatibility.
- **Environmental Conditions:** Avoid exposing the unit to extreme temperatures, direct sunlight for prolonged periods, or excessive moisture.
- **Ventilation:** Ensure the unit's ventilation openings are not blocked to prevent overheating.

## TROUBLESHOOTING

---

This section addresses common issues you might encounter. For problems not listed here, please contact customer support.

Problem	Possible Cause	Solution
No Power	Loose power connection; Blown fuse; Vehicle battery issue.	Check all power cables and connections. Inspect vehicle fuses and replace if necessary. Ensure vehicle battery is charged.
No Sound	Volume too low or muted; Loose speaker wires; Incorrect audio settings.	Increase volume and check mute status. Verify speaker wire connections. Check audio output settings in the system menu.
Touchscreen Unresponsive	System freeze; Software glitch.	Perform a soft reset (refer to manual for specific reset button location, usually a small pinhole). If issue persists, try a factory reset (data will be lost).
GPS Signal Lost/Inaccurate	GPS antenna obstruction or faulty connection; Outdated map data.	Ensure GPS antenna has a clear view of the sky and is securely connected. Update map data if available.
Bluetooth Connection Issues	Device not in pairing mode; Interference; Software issue.	Ensure Bluetooth is enabled on both devices and in pairing mode. Delete previous pairings and re-pair. Restart both devices.

## SUPPORT

---

For any questions, technical assistance, or after-sales service regarding your WDXSFR Android 11 Car Radio Multimedia Player, please contact our dedicated support team.

We are committed to providing satisfactory assistance within 24 hours.

Please have your product model (7862 3G+32G) and any relevant purchase information ready when contacting support to expedite the process.