

Glazata B30

Glazata B30 Wireless Headset Instruction Manual

Model: B30

INTRODUCTION

Thank you for choosing the Glazata B30 Wireless Headset. This manual provides detailed instructions for the proper setup, operation, and maintenance of your new headset. Please read this manual thoroughly before use to ensure optimal performance and longevity of the device.

PRODUCT OVERVIEW

The Glazata B30 is an ultra-small and lightweight Bluetooth earpiece designed for clear communication and high-quality audio. It features advanced noise-canceling technology and supports apt-X & apt-X HD codecs for superior sound.

Key Features:

- **Ultra-Small and Lightweight Design:** Comfortable for all-day wear.
- **Dual Microphone High-Quality Call Design:** Automatically cancels surrounding noise for clearer voice transmission.
- **ENC Noise Elimination Technology:** Sophisticated wind defense design for clear sounds and calls even in windy conditions.
- **apt-X & apt-X HD Support:** Ensures high-quality sound and low latency (requires mobile phone support for aptX).
- **Advanced Smart Chip with MEMS High Sensitivity MIC:** Provides stable connection and high-definition calls.
- **Mute Function:** Allows privacy during calls.
- **Long Talk Time:** Up to 13 hours of continuous talk time.

Thin, Light, Short

Long lasting talk-time



Figure 1: Glazata B30 Headset with dimensions (59mm length, 8mm width, 17mm thickness).

aptX™ HD Support

✔ Low latency ✔ High sound quality ✔ Long Battery

☞ The ensurance of long time call

☞ The ensurance of high sound quality: aptX™ HD Support



With the smart chip made by Qualcomm Company's most advanced technology in the industry, the 2 codecs of AAC, aptX can support



With (Feedback elimination function), it can automatically eliminate the surrounding noise, accurately calculate the direction of the caller, realize clearer sound of call.

Figure 2: aptX HD Support for enhanced audio experience.

The longest time of continuous talk-time is about **13 hours**

with the smart chip made by **Qualcomm Company's** most advanced technology in the industry

Power saving sleep function

With built-in sensor, automatically sleep after 2 minutes when not in use.

Sleep status



Correct timer



Automatic power OFF



60

Stand-by
About 60 days

13

Continuous call
About 13 hours

15

Music play
About 15 hours



Low Power Consumption Smart Chip,
with the smart chip made by **Qualcomm Company's**
most advanced technology in the industry



dust proof charging port

Type-C Fast Charging

It takes more than 2 hours by MicroUSB charging,
but it takes only 40 minutes by Type-C quick charge



Figure 3: Dual microphone noise cancellation in action.

SETUP

1. Charging the Headset

Before first use, fully charge the headset. The Glazata B30 supports Type-C fast charging.

- Connect the provided Type-C charging cable to the headset's charging port and a USB power source.
- A full charge takes approximately 40 minutes with Type-C quick charge, compared to over 2 hours with MicroUSB.
- The headset features a power-saving sleep function, automatically entering sleep mode after 2 minutes of

inactivity.

» automatic pairing «

Connection setting is only necessary for the first time, and it will connect automatically from the second time



Compatible with various devices equipped with Bluetooth function



Android



Windows



ios

Applies to work from home / LINE chat / on-line study / school / sports / car / zoom meetings, etc.



Figure 4: Headset charging via Type-C port.

2. Automatic Pairing

The headset is designed for easy pairing with your devices.

1. For the first-time connection, ensure your device's Bluetooth is enabled.
2. The headset will automatically enter pairing mode when powered on.
3. On your device (smartphone, tablet, PC), search for Bluetooth devices and select "B30" from the list.
4. Once paired, the headset will automatically connect to your device from the second time onwards when both are powered on and within range.

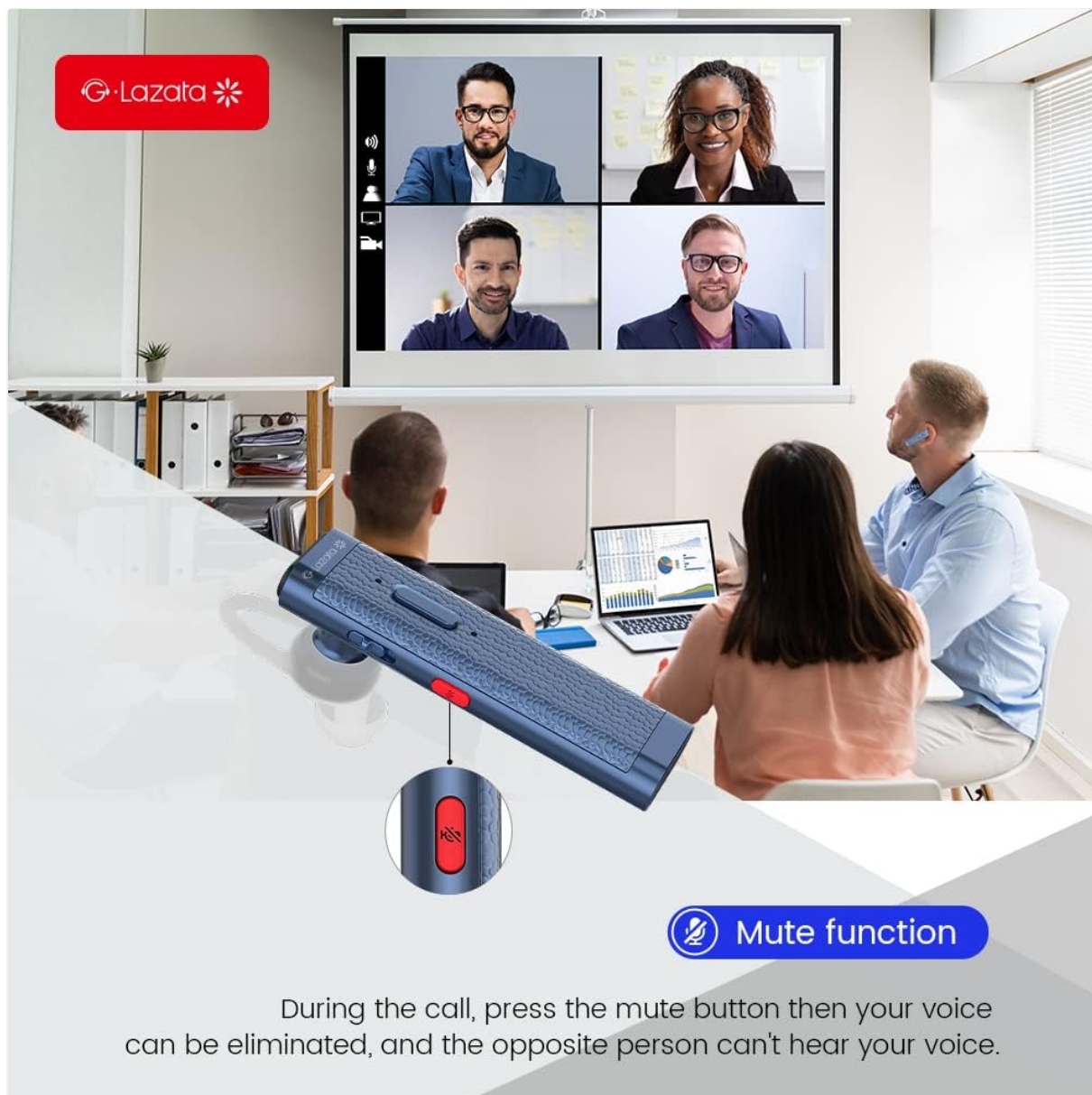


Figure 5: Automatic pairing with a Bluetooth-enabled device.

OPERATING INSTRUCTIONS

1. Mute Function

During a phone call, you can activate the mute function to prevent the other party from hearing your voice.

- Press the dedicated mute button on the headset to toggle mute on/off.
- This feature is useful for handling sensitive information or private conversations during a call.

Mute function

During the call, press the mute button then your voice can be eliminated, and the opposite person can't hear your voice.



Voice assistant

Press and hold the multi-function button for 3 seconds until there is a response, then release to activate Siri.

(Multi-button : button to press to receive when receiving a call)



Figure 6: Using the mute function during a call.


2. Voice Assistant

Activate your device's voice assistant directly from the headset.


- Press and hold the multi-function button for 3 seconds.
- Release the button once you hear a response, indicating the voice assistant (Siri or Android) is activated.

Wear freely on left/right ear

「Precautions: In order to ensure the setting stability, please wear 360° rotating silicone ear hooks」



Set in the right ear



Set in the left ear

Pleasant to the ear

We offer 2 types of earpieces, 4 sizes and 3 sizes, as needed.



Figure 7: Activating voice assistant and mute function.

3. Universal Compatibility

The Glazata B30 headset is compatible with a wide range of Bluetooth-enabled devices.

- Supports connection with Android, Windows, and iOS devices.
- Can connect to smartphones, tablets, and PCs.
- Allows simultaneous connection to two devices.



Figure 8: Universal compatibility and dual device connection.

WEARING INSTRUCTIONS

The Glazata B30 headset is designed for comfortable and stable wear on either the left or right ear.

- **Ear Hook:** Utilize the 360° rotating silicone ear hook to ensure stability and a secure fit.
- **Earpieces:** The headset comes with various sizes of earpieces (XS, S, M, L) and ear hooks (S, M, L) to provide a pleasant and customized fit. Choose the size that best suits your ear for optimal comfort and sound quality.



Figure 9: Included ear hooks and eartips for personalized comfort.

MAINTENANCE

Proper maintenance ensures the longevity and performance of your Glazata B30 Wireless Headset.

- **Cleaning:** Gently wipe the headset with a soft, dry cloth. Avoid using harsh chemicals or abrasive materials.
- **Storage:** Store the headset in a cool, dry place away from direct sunlight and extreme temperatures.
- **Charging:** Do not overcharge the battery. Disconnect the charger once the headset is fully charged.
- **Water Exposure:** The headset is not waterproof. Avoid exposure to water or excessive moisture.

TROUBLESHOOTING

If you encounter issues with your Glazata B30 headset, refer to the following common solutions:

- **Headset not powering on:** Ensure the headset is fully charged. Connect it to a power source and try again.
- **Cannot pair with device:**
 - a. Ensure the headset is in pairing mode (usually indicated by a flashing LED).
 - b. Turn off and on your device's Bluetooth.

- c. Delete previous pairing records on your device and try pairing again.
- d. Ensure the headset is within the Bluetooth range (typically 10 meters or 33 feet).

- **No sound or poor sound quality:**

- a. Check the volume levels on both the headset and your connected device.
- b. Ensure the headset is properly connected to your device.
- c. Move closer to your device to avoid interference.
- d. If using aptX HD, ensure your mobile phone supports aptX.

- **Mute function not working:** Ensure you are pressing the correct mute button during an active call.

SPECIFICATIONS

Feature	Specification
Model Name	B30 Bluetooth Earpiece
Connectivity Technology	Bluetooth, Wireless
Wireless Communication Technology	Bluetooth
Included Components	Cable, Ear Hook
Specific Uses For Product	Professional, Travel
Control Type	Call Control
Battery Life	18 Hours (Talk Time: 13 Hours)
Special Feature	Microphone Included
Item Weight	5 ounces
Item Model Number	B30
Batteries	1 Lithium Polymer batteries required (included)
Ear Placement	In Ear
Form Factor	In Ear
Noise Control	Passive Noise Cancellation (ENC for calls)

WARRANTY AND SUPPORT

Glazata products are designed for reliability and performance. For warranty information or technical support, please refer to the official Glazata brand store or contact customer service.

For further assistance, visit the [Glazata Store](#).