

manuals.plus /

- › [DAHONPA](#) /
- › [DAHONPA F-16 Fighting Falcon Building Bricks Set Instruction Manual](#)

DAHONPA F-16

DAHONPA F-16 Fighting Falcon Building Bricks Set Instruction Manual

Model: F-16 | Brand: DAHONPA

INTRODUCTION

This instruction manual provides guidance for assembling and understanding the DAHONPA F-16 Fighting Falcon Building Bricks Set. This set allows you to construct a detailed model of the F-16 fighter jet using 520 high-quality ABS plastic pieces. Please read through these instructions carefully before beginning assembly.



Image: The DAHONPA F-16 Fighting Falcon Building Bricks Set, showing the product packaging and the fully assembled model.

SETUP AND ASSEMBLY

Follow these general steps to assemble your DAHONPA F-16 Fighting Falcon model. Refer to the included printed instructions for detailed, step-by-step guidance.

1. **Unpack Components:** Carefully open the packaging and lay out all the building brick bags. Verify that all 520 pieces are present according to the parts list in your printed manual.
2. **Sort Pieces:** For easier assembly, sort the bricks by color, size, or type. This will help in quickly locating the required pieces for each step.
3. **Follow Instructions:** Begin assembly by following the numbered steps in the provided instruction booklet. Pay close attention to the diagrams and ensure each piece is securely connected.
4. **Assemble Main Fuselage:** Start with the core structure of the aircraft, building outwards.
5. **Attach Wings and Tail:** Securely connect the wings and tail sections to the main fuselage.
6. **Install Cockpit and Landing Gear:** Integrate the transparent cockpit canopy and the functional landing gear. The landing gear is designed for stability and the front wheel can turn for ground maneuverability.
7. **Add Weapon Systems and Details:** Attach the missiles and other detailed components to complete the model. These accessories are designed to be detachable and reloaded.

F16 FIGHTER



Image: A side view of the fully assembled DAHONPA F-16 Fighting Falcon model, showcasing its detailed design and attached weapon systems.

PRODUCT DETAILS

Dive into the details



COCKPITS

Transparent cabin shell material



LANDING GEAR

Tires can roll forwardly



EJECTOR

The role of fast flying aircraft

Image: Detailed views of the model's transparent cockpit, functional landing gear, and rear engine nozzle, highlighting key features.

PRODUCT DETAILS



WEAPON SYSTEM
launch attack air target



TWIN VERTICAL FIN
Outer wings can be folded

Dive into the details

Image: Close-up of the model's weapon system, including missiles, and the twin vertical fin, which can be folded.

Your browser does not support the video tag.

Video: An overview of the DAHONPA F-16 Military Fighter Jet Building Block Toy Set, showcasing its features and design.

OPERATING THE MODEL

Once assembled, your F-16 model offers several interactive features:

- **Landing Gear:** The model features sturdy landing gear with wheels that can roll forward. The front wheel is designed to turn, allowing for simulated ground movement.
- **Cockpit Canopy:** The transparent cockpit canopy can be opened to view the detailed interior.
- **Weapon Systems:** The missiles attached to the wings are detachable and can be reloaded, adding to the play experience.
- **Twin Vertical Fin:** The outer wings of the twin vertical fin can be folded.

MAINTENANCE

To ensure the longevity and appearance of your DAHONPA F-16 model, follow these maintenance guidelines:

- **Cleaning:** Use a soft, dry cloth to gently wipe away dust. For stubborn dirt, a slightly damp cloth can be used, but avoid excessive moisture.
- **Storage:** Store the model in a cool, dry place away from direct sunlight to prevent discoloration or material degradation.
- **Handling:** Handle the model with care, especially when moving or adjusting parts, to prevent accidental detachment of bricks.

TROUBLESHOOTING

If you encounter any issues during assembly or with the completed model, refer to the following common solutions:

- **Missing Pieces:** If you find any missing pieces in your set, please contact the seller directly. Provide details of the missing components, and the seller will arrange for replacement parts to be shipped to you.
- **Loose Connections:** Ensure all bricks are firmly pressed together. If a section feels loose, re-examine the corresponding steps in the instruction manual to confirm correct placement.
- **Parts Not Fitting:** Double-check that you are using the correct pieces for each step. Sometimes similar-looking bricks can be confused.

SPECIFICATIONS

Brand	DAHONPA
Model Number	F-16
Number of Pieces	520
Material	Original ABS material, durable plastic kits
Assembled Dimensions (Approx.)	38cm (14.96in) length x 28cm (11in) width x 11.79cm (4.64in) height
Item Weight	1.25 pounds
Recommended Age	8 years and up

PRODUCT SIZE

SIZE: 38cm/14.96in*28cm/11in*11.79cm/4.64in

PCS: 521

AGE: 8+










Image: The DAHONPA F-16 Fighting Falcon model displaying its approximate dimensions: 38cm length, 28cm width, and 11.79cm height.

WARRANTY AND SUPPORT

For any inquiries regarding missing pieces or product support, please contact the seller directly through your purchase platform. Ensure you provide details of your purchase and the specific issue encountered for prompt assistance.

© 2025 DAHONPA. All rights reserved.

Related Documents - F-16

	<p>FMS 64mm F-16 Fighting Falcon Instruction Manual</p> <p>Comprehensive instruction manual for the FMS 64mm F-16 Fighting Falcon RC aircraft. Covers assembly, setup, safety precautions, flying tips, and troubleshooting.</p>
	<p>FUNWHOLE F9070 Steampunk Watch Tower Building Set Instructions</p> <p>Assembly guide for the FUNWHOLE F9070 Steampunk Watch Tower, a detailed 2744-piece construction set featuring lighting bricks, designed for builders aged 16 and above. Explore the unique Steampunk world with this engaging model kit.</p>
	<p>FUNWHOLE F9070 Steampunk Watch Tower Building Set with LED Lights 2744 Pieces</p> <p>Discover the FUNWHOLE F9070 Steampunk Watch Tower, a 2744-piece building set for ages 16+. This model features integrated LED lighting, intricate steampunk design, and includes assembly instructions and troubleshooting tips.</p>
	<p>Falcon BMS Threat Guide "The Vault" - Comprehensive System Specifications</p> <p>Detailed threat guide for Falcon BMS simulation, covering aircraft, air defense systems, missiles, and ships. Includes technical specifications, performance data, and operational notes for Opfor and Bluefor assets in the Korean Theater of Operations.</p>
	<p>Manuale di Istruzioni E-flite F-16 Falcon 80mm EDF (EFL87850/EFL87870)</p> <p>Manuale di istruzioni completo per l'aeromodello E-flite F-16 Falcon 80mm EDF. Include guide all'assemblaggio, configurazione della trasmittente, tecnologia SAFE Select, test di volo, manutenzione e risoluzione dei problemi.</p>
	<p>Marble Racetrax 16: Building and Assembly Instructions</p> <p>Comprehensive guide to building the Marble Racetrax 16 marble run. Learn how to assemble track elements, pillar supports, and create your own custom race circuits with detailed step-by-step instructions.</p>