

## COROS VERTIX 2

# COROS VERTIX 2 Adventure GPS Watch User Manual

Model: VERTIX 2

## INTRODUCTION

---

The COROS VERTIX 2 Adventure GPS Watch is engineered for extreme outdoor conditions and demanding athletic pursuits. It features robust construction, advanced GPS capabilities, comprehensive activity tracking, and extended battery life to support users through their longest and toughest adventures.



Image: The COROS VERTIX 2 Adventure GPS Watch, showcasing its display with time, date, and activity metrics, and its durable design with a grey case and band.

## WHAT'S IN THE BOX

---

Upon unboxing your COROS VERTIX 2, verify that all components are present:

- 1 x COROS VERTIX 2 GPS Adventure Watch
- 1 x Charging Cable
- 1 x User Guide (physical or link to digital)
- 1 x Carrying Strap

# More Accurate GPS

COROS VERTIX 2 can talk to all five major satellite systems (GPS, GLONASS, Galileo, QZSS, and Beidou) at the same time. It even offers Dual Frequency satellite communication.

VERTIX 2 brings huge improvements to GPS plotting when navigating between tall buildings, deep within the forest, or alongside rock walls, overcoming the challenge.



Image: A flat lay of the COROS VERTIX 2 packaging, showing the watch, charging cable, user guide, and carrying strap neatly arranged.

## SETUP

---

### Initial Charging

Before first use, fully charge your COROS VERTIX 2. Connect the provided charging cable to the watch and a USB power source. The watch display will indicate charging status.

### Pairing with the COROS App

1. Download the COROS app from your device's app store.
2. Open the app and create an account or log in.
3. Follow the on-screen instructions in the app to pair your VERTIX 2 watch. This typically involves enabling Bluetooth on your phone and selecting the watch from the list of available devices.
4. Once paired, the app will guide you through initial settings and profile setup.



Image: A smartphone displaying the COROS Training App, which provides daily training metrics and insights for users.

## OPERATING THE WATCH

---

## Display and Controls

The COROS VERTIX 2 features a 1.4-inch always-on memory LCD touchscreen and physical buttons for navigation and control. The digital dial allows for easy scrolling through menus and data fields.



Image: A close-up view of the COROS VERTIX 2 watch on a wrist, emphasizing its large 1.4-inch screen with high resolution for clear data display.

# 1.4" Sapphire Touchscreen And Titanium Bezel



Image: An exploded diagram of the COROS VERTIX 2 watch, illustrating its 1.4-inch sapphire touchscreen and titanium bezel components.

## GPS and Navigation

The VERTIX 2 supports simultaneous communication with all major satellite systems (GPS, GLONASS, Galileo, QZSS, and Beidou) and features dual-frequency capability for enhanced accuracy in challenging environments. It offers robust on-wrist navigation with offline landscape and topo maps.





# GPS All-Satellite Dual-Frequency GNSS Support

Image: A person wearing the COROS VERTIX 2 watch, with the watch display showing GPS satellite connection status, indicating its advanced all-satellite dual-frequency GNSS support.

# Global Offline Maps For On-Wrist Navigation



Image: The COROS VERTIX 2 watch on a wrist, displaying a global offline map for on-wrist navigation, with a smartphone showing a similar map in the background.

## Activity Tracking

The watch supports over 30 activity modes, including running, biking, skiing, climbing, and more. It provides real-time metrics and post-activity analysis.



# Wide Range Of Activity Modes



Image: The COROS VERTIX 2 watch screen showing a menu of various activity modes, accompanied by a grid of icons representing different sports like hiking, walking, climbing, running, cycling, swimming, and skiing.

## Health Monitoring

Monitor your heart rate 24/7, track sleep patterns, and utilize Heart Rate Variability (HRV) measurements to assess your body's stress levels and recovery status.



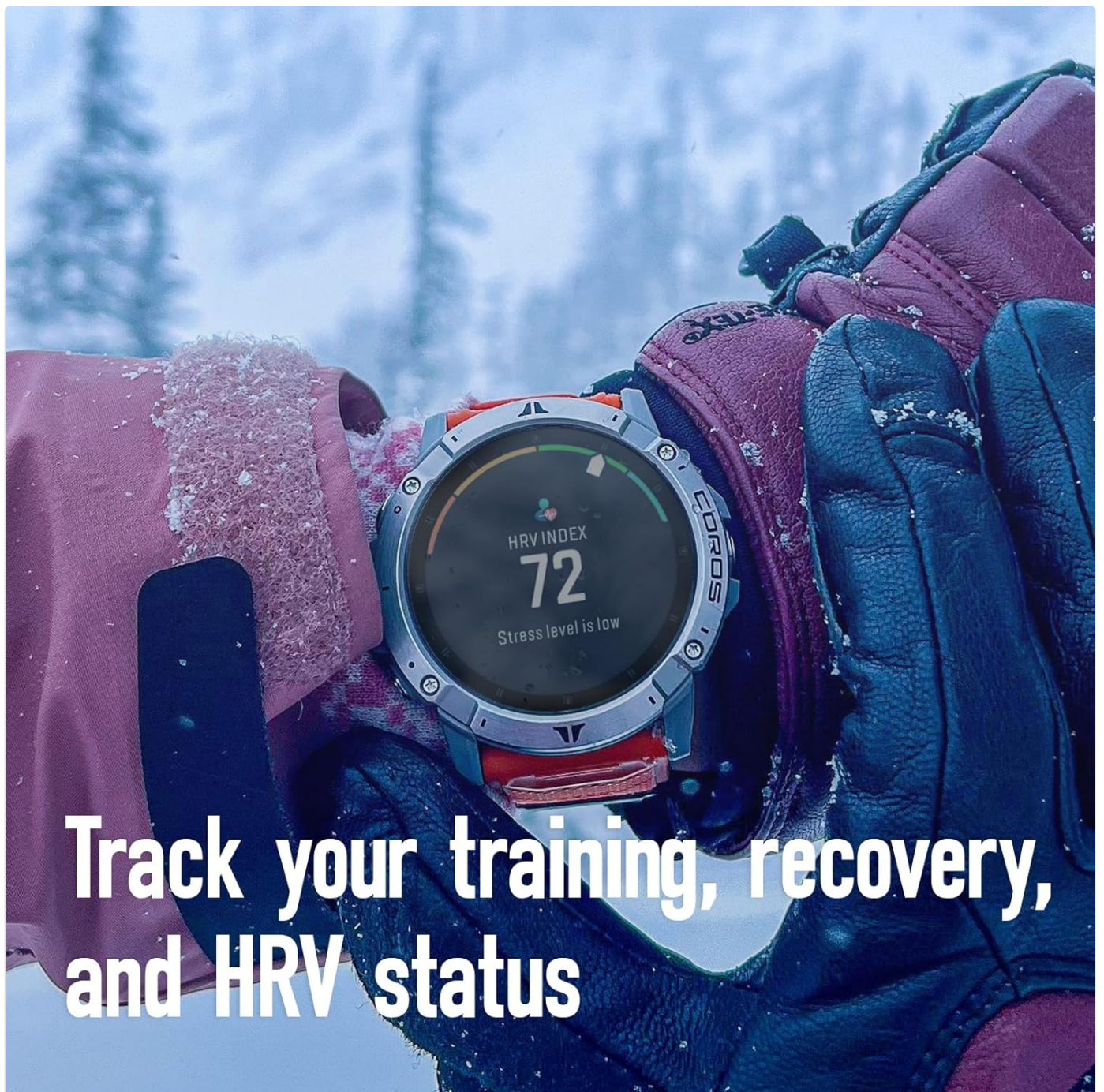


Image: A close-up of the COROS VERTIX 2 watch on a gloved wrist in a snowy environment, displaying an HRV Index of 72 and indicating a low stress level.

## Connectivity and Storage

The VERTIX 2 offers 32 GB of onboard storage for data, workouts, routes, and music. It also features Wi-Fi connectivity for faster data transfer and accessory pairing.



# The COROS Ecosystem

VERTIX 2 offers all of the above plus these other great COROS features.



Image: A person sitting on a rock in a mountainous landscape, looking up, with the COROS VERTIX 2 watch visible on their wrist, illustrating the watch's music broadcast and Wi-Fi connection capabilities.

The watch can also control Insta360™ action cameras (Insta360 One X2 and OneR) and GoPro devices, allowing for remote photo and video capture.

## Music Broadcast And Wifi Connection

With 32 GB of onboard storage, the VERTIX 2 can hold more data, more workouts, more routes, and music. Now you can download and control your audio files straight from your GPS Watch. Additional Wi-fi capabilities are also available on the VERTIX 2 adding greater possibilities for accessory pairing and more.



Image: A hand holding the COROS VERTIX 2 watch near an Insta360 camera mounted on a kayak, demonstrating the watch's ability to control action cameras remotely.

## MAINTENANCE

---

### Cleaning

Regularly clean your watch and strap with a soft, damp cloth. Avoid harsh chemicals or abrasive materials. Ensure the charging ports are free of debris.

### Water Resistance

The COROS VERTIX 2 is rated for 10 ATM water resistance, meaning it can withstand pressures equivalent to a depth of 50 meters. It is suitable for swimming and showering, but not for high-velocity water sports or deep-sea diving.

# Mind-Blowing Battery Life

VERTIX 2 offers the longest battery life you've ever seen in a GPS Watch. With 140 hours of standard full GPS tracking and 60 days of normal use, the VERTIX 2 more than doubles the battery life of its already market-leading predecessor, ready for your longest and toughest adventure.

Image: A person swimming in open water, wearing the COROS VERTIX 2 watch, illustrating its 10 ATM water resistance capability.

## TROUBLESHOOTING

### Watch Not Turning On/Charging

- Ensure the charging cable is securely connected to both the watch and the power source.
- Try a different USB port or power adapter.
- Clean the charging contacts on the watch and cable.

### GPS Inaccuracy

- Ensure you are in an open area with a clear view of the sky.
- Allow the watch sufficient time to acquire a GPS signal before starting an activity.
- Sync your watch with the COROS app regularly to update satellite data.

### Connectivity Issues (Bluetooth/Wi-Fi)

- Ensure Bluetooth is enabled on your smartphone and the watch is within range.
- Restart both your watch and smartphone.
- Forget the device in your phone's Bluetooth settings and re-pair.

For more detailed troubleshooting, refer to the official COROS support resources.

## SPECIFICATIONS

Feature	Detail
Brand	COROS
Model	VERTIX 2
Display Size	1.4 Inches
Resolution	480 x 272



Feature	Detail
Battery Life (Full GPS)	Up to 127 Hours
Battery Life (Regular Use)	Up to 60 Days
Water Resistance	10 ATM (50 meters)
Materials	Grade 5 Titanium Alloy Bezel, Sapphire Glass Screen
Connectivity	Wi-Fi, Bluetooth
Storage	32 GB
GPS Features	Dual-Frequency GPS, All Major Satellite Systems (GPS, GLONASS, Galileo, QZSS, Beidou), On-Wrist Navigation, Offline Maps
Health Monitoring	Heart Rate, Sleep Tracking, Heart Rate Variability (HRV)
Dimensions	9 x 6 x 3 inches
Item Weight	1.86 pounds

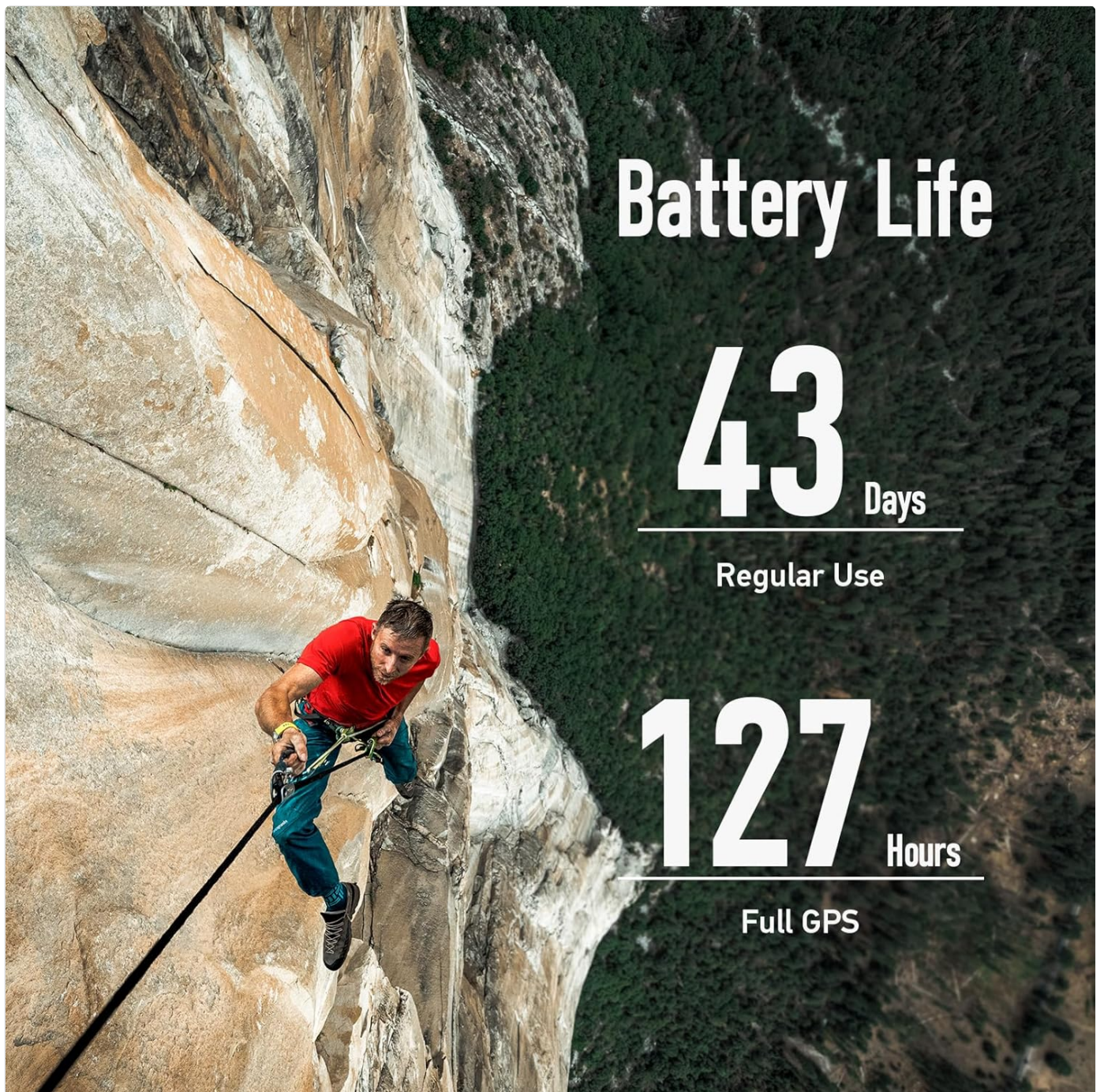


Image: A climber on a steep rock face, with overlaid text highlighting the impressive battery life of the COROS VERTIX 2: 43 days in regular use and 127 hours with full GPS tracking.

## WARRANTY INFORMATION

---

The COROS VERTIX 2 Adventure GPS Watch comes with a **2-year manufacturer's warranty**. This warranty covers defects in materials and workmanship under normal use. For warranty claims or detailed terms and conditions, please refer to the official COROS website or contact COROS customer support.

## SUPPORT AND RESOURCES

---

For additional assistance, detailed guides, and software updates, please visit the official COROS support channels:

- **Official User Guide (PDF):** [Download PDF](#)
- **COROS Website:** Visit [www.coros.com](http://www.coros.com) for product information, FAQs, and support articles.
- **COROS Training App:** Utilize the app for daily training metrics, insights, and workout plans.

- **COROS Training Hub:** Access advanced analysis and communication tools for your training.




Image: A screenshot of the COROS Training Hub web interface, showing advanced analysis and communication features for athletes and coaches.

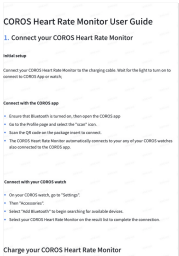


© 2024 COROS. All rights reserved.

This manual is for informational purposes only. Specifications are subject to change without notice.

Related Documents - VERTIX 2

	<p><a href="#">COROS Quick Start Guide: Get Started with Your Smartwatch</a></p> <p>A concise guide to downloading the COROS app, creating your account, powering on your device, and pairing it with the app for warranty and safety information.</p>
	<p><a href="#">Manual del GPS 500 de COROS: Guía Completa de Funciones y Rendimiento</a></p> <p>Explora el manual del reloj deportivo GPS 500 de COROS. Cubre desde la configuración inicial y funciones básicas hasta modos deportivos avanzados, análisis de rendimiento, y mantenimiento para atletas.</p>
	<p><a href="#">COROS Heart Rate Monitor Quick Start Guide</a></p> <p>Get started quickly with your COROS Heart Rate Monitor. This guide covers setup, wearing, pairing with the COROS app and watch, connecting to other devices, and charging.</p>



	<p><a href="#">COROS Heart Rate Monitor User Guide - Setup, Usage, and Warranty Information</a></p> <p>Comprehensive user guide for the COROS Heart Rate Monitor, covering connection, battery checking, usage, limited warranty, returns, charging specifications, and important warnings. Learn how to set up and use your COROS Heart Rate Monitor effectively.</p>
	<p><a href="#">COROS Heart Rate Monitor Quick Start Guide</a></p> <p>A quick start guide for the COROS Heart Rate Monitor, covering setup, wearing, app connection, watch connection, third-party device connection, and charging. Learn how to get started with your COROS HRM.</p>
	<p><a href="#">COROS Smartwatch Quick Start Guide</a></p> <p>Get started with your COROS smartwatch. This guide covers downloading the COROS app, creating an account, powering on your device, pairing it with your phone, and important safety and regulatory information.</p>