

Hooke Road BXG.8901

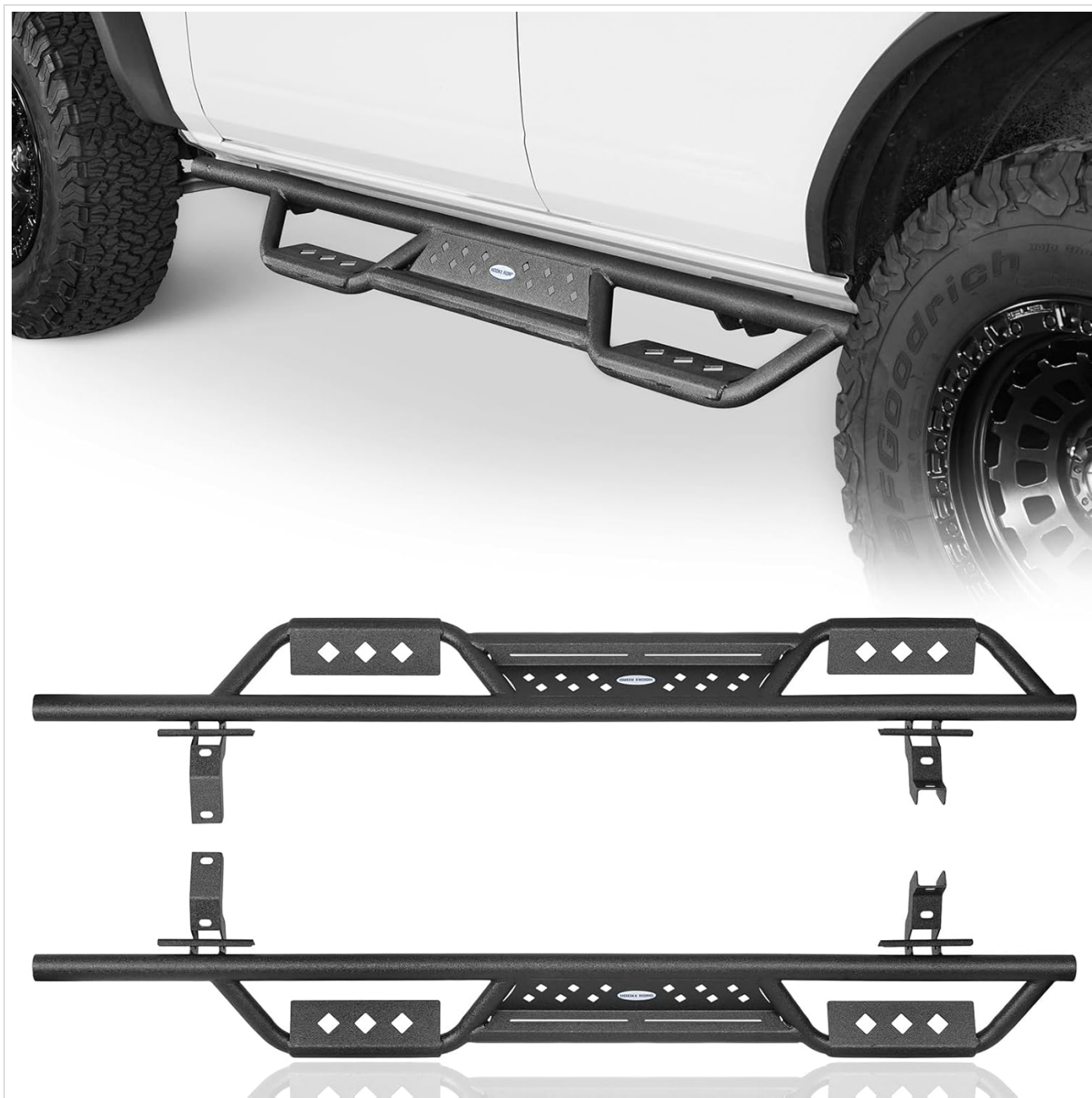
Hooke Road Bronco Side Steps Running Boards Rock Rails

Model: BXG.8901  
Brand: Hooke Road

		Overview	Features	Compatibility	Package	
Contents	Installation	Usage	Maintenance	Troubleshooting	Specifications	Warranty & Support

PRODUCT OVERVIEW

The Hooke Road Bronco Side Steps are robust running boards and rock rails designed to enhance the functionality and appearance of your Ford Bronco 4-door. These side steps provide a convenient entry and exit point for your vehicle while also offering additional protection against trail hazards and door dings. Constructed from durable steel, they are built to withstand challenging off-road conditions.




Hooke Road Bronco Side Steps installed on a white Ford Bronco, with a separate image of the two side steps below.

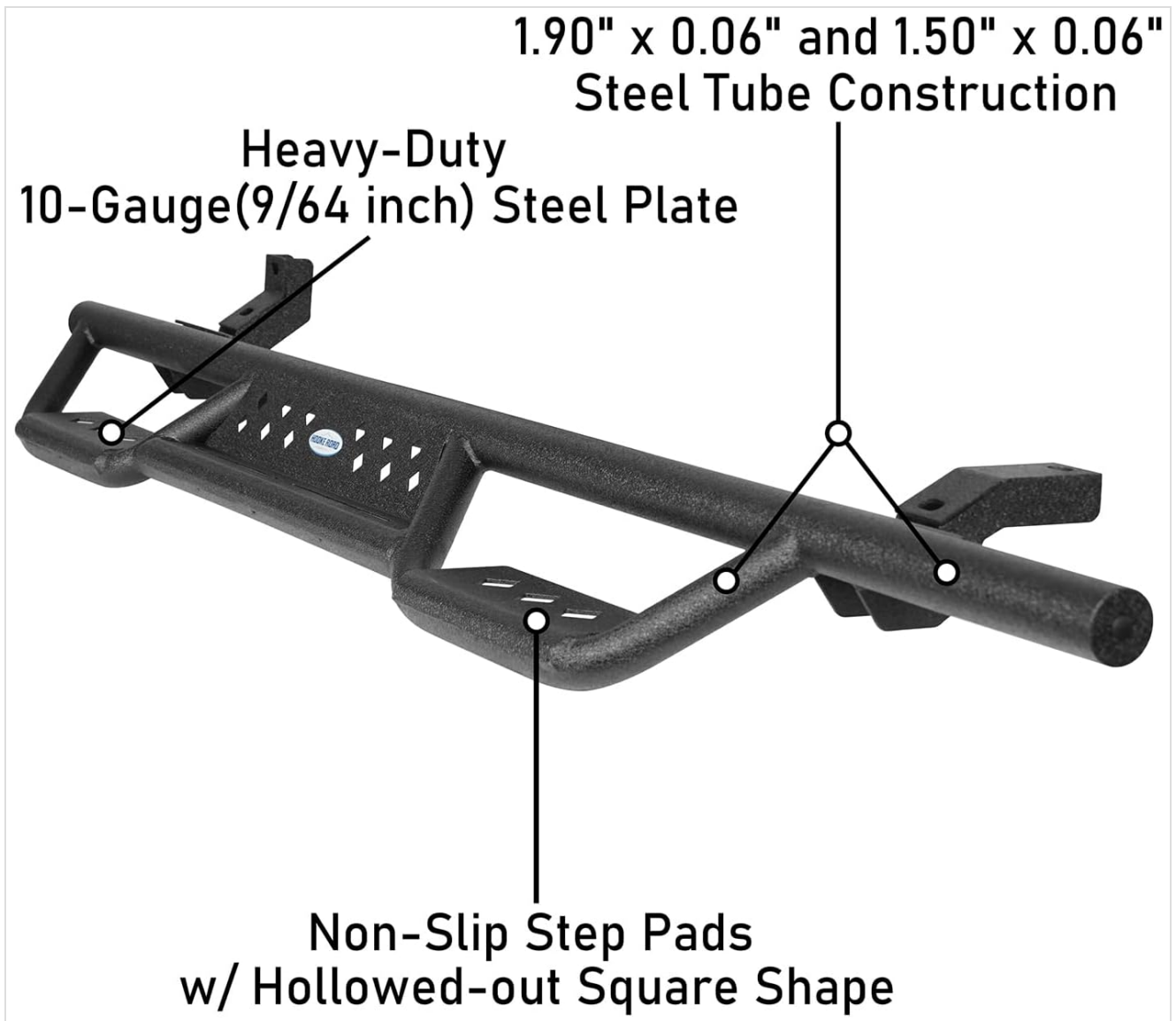
## KEY FEATURES

---

- **Rugged Off-Road Appearance:** Features a delicate hollowed-out square shape for an aggressive off-road aesthetic.
- **Enhanced Accessibility & Protection:** Drops down approximately 5.68 inches, providing a convenient step for easy entry and exit. Also functions as side armor, offering protection from brush, trail hazards, and door dings.
- **Durable Construction:** Manufactured from 1.90" x 0.06" and 1.50" x 0.06" steel tube and 10-gauge (9/64 inch) steel plate.
- **Corrosion Resistance:** Finished with a textured black powder coat and premium E-coating process for enhanced durability and long-lasting corrosion resistance.



Close-up view of the Hooke Road side step showing the non-slip step pads with hollowed-out square shapes.



Detailed view of the side step construction, highlighting the 1.90" x 0.06" and 1.50" x 0.06" steel tube and 10-gauge (9/64 inch) steel plate.

## COMPATIBILITY

---

These Hooke Road side steps are specifically designed for the following vehicle models:

- Ford Bronco 4-door models (Years: 2021, 2022, 2023, 2024, 2025)

**Important Note: These side steps are NOT compatible with Ford Bronco Sport models.**



White Ford Bronco 4-door model equipped with Hooke Road side steps, viewed from the front-side.

## PACKAGE CONTENTS

---

Please verify that all components listed below are present in your package before beginning installation:

- Bronco Side Steps (1 Passenger Side, 1 Driver Side)
- Mounting Hardware Kit
- Installation Instruction Manual

## Passenger Side



## Driver Side



Image showing both the passenger and driver side Hooke Road side steps.

## INSTALLATION GUIDE

---

### Pre-Installation Checklist

- Ensure all package contents are present and undamaged.
- Gather necessary tools (e.g., wrenches, sockets, torque wrench).
- Read through all instructions before beginning.
- Park the vehicle on a level surface and engage the parking brake.

### Step-by-Step Installation

The Hooke Road side steps are designed for easy bolt-on installation, reusing factory mounting points and hardware. No cutting or modifications are required.

1. **Identify Mounting Points:** Locate the factory mounting points on the vehicle's frame beneath the doors. These are typically pre-drilled holes.
2. **Position the Side Step:** With assistance, carefully lift and align the passenger side step with the corresponding mounting points on the vehicle.
3. **Secure with Hardware:** Attach the side step to the vehicle using the provided mounting hardware. Start all bolts by hand to ensure proper alignment before tightening.
4. **Tighten Bolts:** Once all bolts are in place, progressively tighten them to the manufacturer's specified torque settings. Ensure a secure fit.



5. **Repeat for Driver Side:** Follow the same steps for installing the driver side step.
6. **Final Check:** After installation, double-check all bolts for tightness and ensure the side steps are securely mounted and stable.



Side view of a Ford Bronco with Hooke Road side steps installed, indicating the drop-down height of 5.68 inches.

## USAGE

The Hooke Road side steps serve two primary functions:

- **Easy Entry and Exit:** Use the integrated step pads to safely and comfortably step into and out of your Ford Bronco. The non-slip surface provides secure footing.
- **Side Armor Protection:** These side steps also act as a protective barrier for your vehicle's rocker panels against impacts from rocks, debris, and other obstacles encountered during off-road driving or daily use.



A person stepping onto the Hooke Road side step to enter a Ford Bronco, demonstrating ease of entry.

## MAINTENANCE

---

Regular maintenance will help prolong the life and appearance of your Hooke Road side steps:

- **Cleaning:** Clean the side steps regularly with mild soap and water. Avoid harsh chemicals or abrasive cleaners that could damage the finish. Rinse thoroughly and dry to prevent water spots.
- **Inspection:** Periodically inspect all mounting hardware for tightness. Re-tighten any loose bolts to ensure the steps remain secure.
- **Finish Protection:** After off-road use or exposure to harsh weather conditions (e.g., road salt), inspect the textured black powder coat finish for any chips or scratches. Promptly touch up any damaged areas with appropriate rust-inhibiting paint to prevent corrosion.

## TROUBLESHOOTING

---

### Common Issues and Solutions

- **Loose Fit After Installation:**

*Solution:* Re-check all mounting bolts and ensure they are tightened to the recommended torque specifications. Over time, vibrations can cause bolts to loosen.

- **Rusting or Corrosion Appears:**

*Solution:* While the steps feature a corrosion-resistant coating, extreme conditions or physical damage can



lead to rust. Clean the affected area thoroughly, remove any loose rust, and apply a rust-inhibiting primer followed by a suitable black automotive paint to match the finish.

- **Difficulty Aligning Mounting Holes:**

*Solution:* Ensure the correct side step (passenger or driver) is being installed on the correct side. Sometimes, slight adjustments to the vehicle's position or gentle manipulation of the step may be needed to align holes. Do not force bolts.

- **Incorrect Bolt Size Provided:**

*Solution:* If the provided bolts do not fit the factory mounting points, verify the correct bolt size required for your specific Ford Bronco model. Contact Hooke Road customer support for assistance or to request replacement hardware.

## PRODUCT SPECIFICATIONS

---

Attribute	Detail
Model Number	BXG.8901
Color	Black
Brand	Hooke Road
Material	Carbon Steel
Exterior Finish	Textured
Item Dimensions (L x W x H)	72.83 x 6.42 x 5.68 inches
Vehicle Service Type	Sport Utility Vehicle
Item Weight	49 Pounds
Weight Limit	300 Pounds



\* The size may have slight errors due to the manual measurement

Diagram showing the dimensions of the Hooke Road side step, including length, width, and height.

## WARRANTY AND SUPPORT

---

### Warranty Information

Hooke Road provides a **2-Year Manufacturer Warranty** from the date of purchase for these side steps. This warranty covers defects in materials and workmanship under normal use.

### Customer Support

Hooke Road is committed to providing **Lifetime Customer Support** for its products. If you have any questions, concerns, or require assistance with installation, maintenance, or troubleshooting, please do not hesitate to contact our support team.

For support, please visit the official Hooke Road store or contact their customer service department through the retailer where the product was purchased.

Visit the [Hooke Road Store on Amazon](#) for more information and contact options.


© 2024 Hooke Road. All rights reserved.

This manual is for informational purposes only. Always follow proper safety procedures during installation and use.

## Related Documents

	<p><a href="#">Hooke Road BXG.8910-S Rear Bumper Installation Guide for Ford Bronco</a></p> <p>Detailed installation instructions for the Hooke Road BXG.8910-S Rear Bumper, designed for the Ford Bronco. This guide includes a comprehensive parts list, required tools, estimated installation time, and step-by-step visual descriptions for a successful fitment.</p>
	<p><a href="#">Hooke Road BXG.8929-S Roof Rack Installation Guide</a></p> <p>Step-by-step installation instructions for the Hooke Road BXG.8929-S Roof Rack, including parts list, tools required, and assembly details for Ford Bronco 2-Door Hardtop vehicles.</p>
	<p><a href="#">Hooke Road Rear Bumper Installation Instructions</a></p> <p>Step-by-step guide for installing the Hooke Road BXG.5303 Rear Bumper, including parts list, tools required, and assembly instructions.</p>
	<p><a href="#">Hooke Road BXG.8008 Front Bumper Installation Guide</a></p> <p>Comprehensive installation instructions for the Hooke Road BXG.8008 Front Bumper, detailing parts, tools, and step-by-step assembly for your vehicle.</p>

Documents - Hooke Road – BXG.8901



[pdf] User Manual Installation Guide Instructions

ubox huang User Manual Hooke Road Bronco Side Steps Running Boards Rock Rails for Ford 2021 2022 2023 2024 4 Door Exclude Sport Automotive 91y VPtNihL m media amazon images I |||

Side Step 1 Contents: **BXG.8901-S** Qty Part Name 8 Hex Bolts Size mm Picture M10\*25 8 Hex Bolts M8\*25 8 Split Lock Washer 9 Split Lock Washer 8 Flat Washer 9 Flat Washer 8 Flange Hex Lock Nuts D10 D8 M10\*30\*2 M8\*22\*2 M8 2 Tools required: a. Drive Socket Ratchet Wrench; b. 18m...

lang:en score:33 filesize: 546.47 K page\_count: 7 document date: 2023-05-31

