



[Manuals.plus](#) /

> [AOSU](#) /

> AOSU WirelessCam Max C6S Wireless Home Security Add-on Camera User Manual

AOSU C6S2AH11

AOSU WirelessCam Max C6S Wireless Home Security Add-on Camera User Manual

Model: C6S2AH11 | Brand: AOSU



1. INTRODUCTION

This manual provides comprehensive instructions for the setup, operation, and maintenance of your AOSU WirelessCam Max C6S Add-on Camera. This camera is designed to expand your existing AOSU Home Security System, offering enhanced surveillance capabilities with its 5MP Ultra HD resolution, wide-angle view, and long-lasting battery life. Please read this manual thoroughly before use to ensure proper installation and functionality.



Image: The AOSU WirelessCam Max C6S Add-on Camera, a compact white security camera with a black front panel featuring the lens, spotlight, and motion sensor. The camera is designed for outdoor use and integrates seamlessly with the AOSU HomeBase system.

2. PRODUCT COMPONENTS

The AOSU WirelessCam Max C6S is an add-on camera. The following components are typically included with the add-on camera:

- AOSU WirelessCam Max C6S Add-on Camera
- Mounting Bracket
- Mounting Screws and Wall Plugs

- USB Charging Cable
- Quick Start Guide

Note: This add-on camera requires an existing AOSU HomeBase (sold separately) to function. It cannot operate as a standalone device.

3. SETUP

Follow these steps to set up and pair your AOSU WirelessCam Max C6S Add-on Camera with your HomeBase:

1. **Ensure HomeBase is Ready:** Confirm your AOSU HomeBase is powered on and connected to your network.
2. **Open AOSU App:** Launch the AOSU application on your smartphone.
3. **Add Camera:** Click the "+" icon in the app to add a new device.
4. **Select Model:** Choose "WirelessCam Max/Pro System" or "WirelessCam Max/Pro" from the list of devices.
5. **Scan Camera QR Code:** The app will prompt you to scan the QR code located on the back or bottom of your camera.
6. **Turn On Camera:** Press and hold the SYNC button on the camera for approximately 5 seconds until you hear "Hello Aosu" and the blue light on the camera illuminates.
7. **Enter Pairing State:** Quickly press the SYNC button on the camera 3 times within 2 seconds until the blue light flashes. This indicates the camera is in pairing mode.
8. **Select HomeBase:** In the app, select the HomeBase you wish to pair the camera with.
9. **Scan App QR Code with Camera:** The app will display a QR code. Hold the camera's lens 10-15 cm (4-6 inches) in front of your phone screen to scan this QR code. You will hear a "beep" sound upon successful scan.
10. **Pairing Confirmation:** The app will confirm "Pairing successful" once the camera is connected to the HomeBase.

For a visual guide, please refer to the official setup video below:

Your browser does not support the video tag.

Video: Official AOSU tutorial demonstrating the step-by-step process of setting up an add-on camera for the WirelessCam Max/Pro System, including app navigation, QR code scanning, and camera synchronization.

Once paired, you can proceed with mounting the camera in your desired location. The camera's 100% wireless design allows for flexible installation.

100% Wire-Free



8 Months For 1 Charge

Image: An AOSU WirelessCam Max C6S camera mounted on a white wall, illustrating its wire-free installation and sleek design. The image highlights the camera's outdoor suitability.


4. OPERATING INSTRUCTIONS

Your AOSU WirelessCam Max C6S is controlled primarily through the AOSU mobile application. Below are key operational features:

- **Live View:** Access real-time video feeds from your camera(s) anytime, anywhere via the app. You can view up to 4 cameras simultaneously on one screen.

Monitor All Corners

Up to 4 Cams Connects One HomeBase



UP to
4 Cams

Image: A smartphone screen showing a split view of four live camera feeds, demonstrating the ability to monitor multiple areas simultaneously. This feature allows comprehensive coverage of your property.

- **Two-Way Audio:** Utilize the built-in microphone and speaker to communicate with visitors or deter intruders directly through the app.

Day at a Glance

Effortlessly sort and review your day's events by date, then download with a single tap.



Image: An illustration showing a person speaking into a smartphone, with speech bubbles indicating two-way communication through the camera. This highlights the interactive audio feature for remote interaction.

- **Motion Detection Alerts:** Receive instant notifications on your smartphone when motion is detected. Notifications include a picture preview for quick assessment.

Two-Way Audio

Chat effortlessly with visitors from anywhere. aosu's app provides quick responses and male voice transformation for added privacy and ease.



Image: A smartphone displaying a lock screen notification with a thumbnail preview of a detected person, illustrating the immediate alert feature of the camera system.

- **Recording Playback:** Review recorded events stored locally on your HomeBase. The app allows you to effortlessly sort and download events.

Voice-Device Compatible

Harmonize your home security with Alexa and Google Home. Effortlessly manage your safety with voice commands for a smarter, responsive living space.




Image: A hand holding a smartphone showing a video playback interface with a timeline, indicating the "Day at a Glance" feature for reviewing recorded events.

- **Customizable Working Time:** Set specific operating schedules for your camera through the app to conserve battery life or align with your security needs.

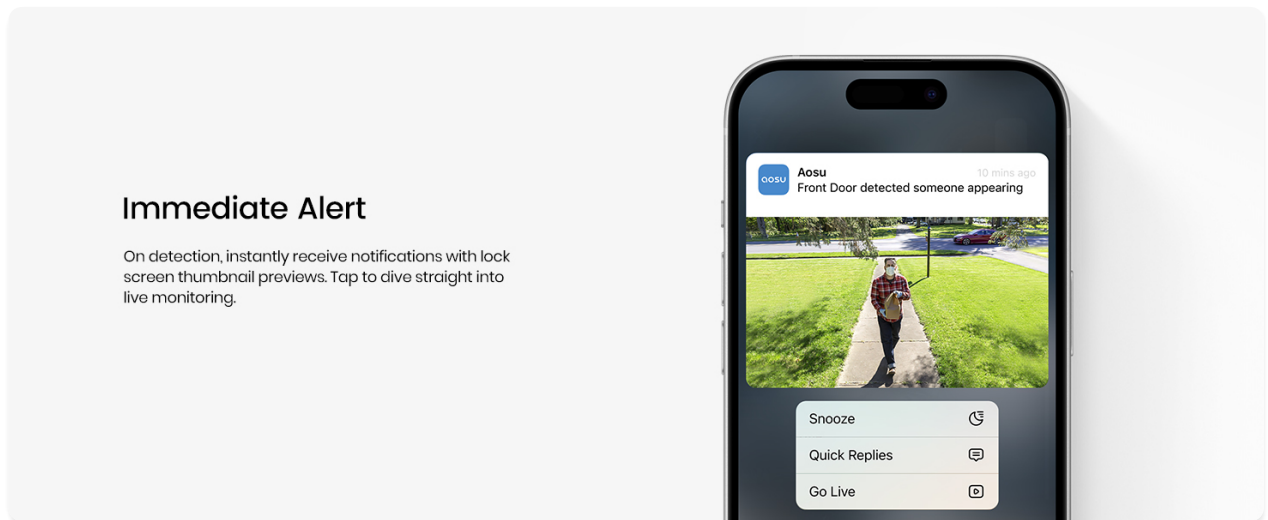


Image: A smartphone screen displaying settings for camera working hours, allowing users to define sleep periods and active monitoring times for their security camera.

- **Voice Assistant Compatibility:** Integrate your camera with smart home platforms like Amazon Alexa and Google Home for voice-controlled monitoring.

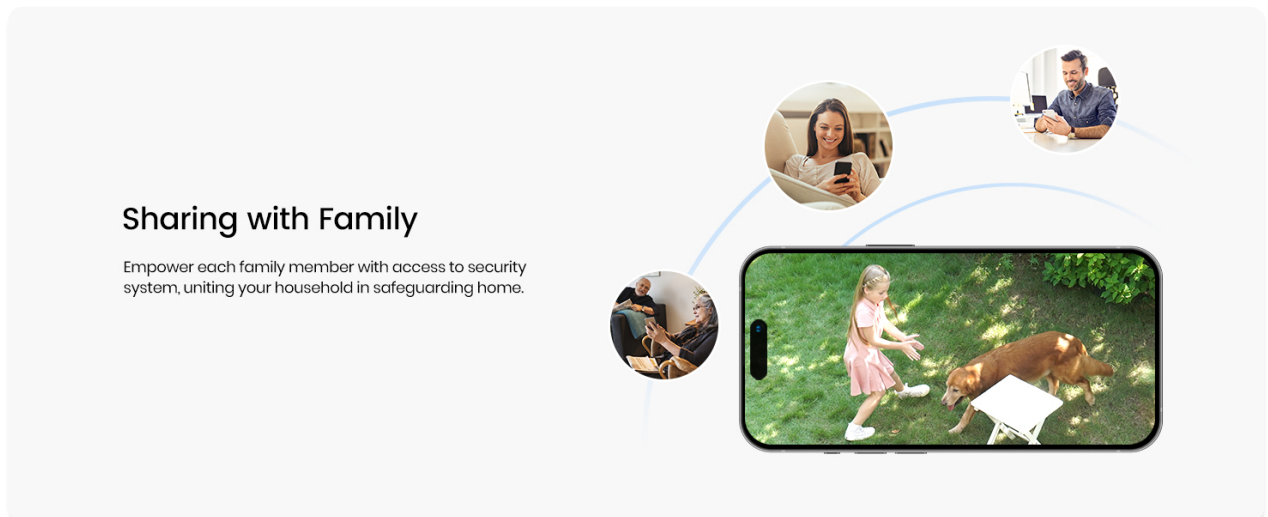


Image: A woman speaking to a smart display, with a speech bubble showing "Hey, Alexa, show me the courtyard," illustrating the voice-device compatibility feature of the camera system.

- **Family Sharing:** Share access to your security system with family members, allowing multiple users to monitor the property.

5. KEY FEATURES

- **5MP Ultra HD Video:** Experience crystal-clear surveillance with 5-megapixel resolution, capturing significantly more detail than standard 2K cameras.

Don't Miss Every Detail



5MP UHD

Image: A close-up shot of a dog's face with bubbles, emphasizing the clarity and detail provided by the 5MP Ultra HD resolution of the camera.

Private Storage Endless Security

Delight in the security of built-in 32GB storage — locally encrypted, endlessly recording without added costs, for utmost peace of mind.

Note: Supports loop recording for 120 days across 2 cameras.



Image: A comparison showing a car and a magnified view of its license plate, demonstrating the enhanced detail captured by the 5MP Ultra HD video resolution.

- **166° Ultra-Wide Angle View:** Monitor a broader area with the expansive 166-degree field of view, minimizing blind spots and ensuring comprehensive coverage.

Security Without Blind Points

166° Ultra-Wide Angle



Image: A split image comparing a standard camera's view with the AOSU camera's 166-degree wider angle, showing a child playing in a pool and a wider scene with the AOSU camera.

166° Ultra Wide-angle

Capture everything with the 166° Ultra wide-angle lens, designed for an extensive, blind-spot-free view.




Image: A visual comparison demonstrating the 166-degree ultra-wide angle of the AOSU camera versus a narrower 110-degree view, highlighting the expanded coverage.

- **240-Day Battery Life:** Enjoy extended operation with a long-lasting rechargeable battery, providing up to 240 days of security on a single charge (based on lab data of 40 events/day, 10s recording each). Actual duration may vary.

A Single Charge for 240 Days Recording

With the rechargeable cameras, you will enjoy up to 240 days of wireless security from fully charge.



Image: An AOSU camera positioned next to a large "240 days" graphic, illustrating its extended battery life on a single charge.

- **Spotlight & Color Night Vision:** Built-in spotlights enable vibrant color night vision up to 23ft/7m, providing clear identification in low-light conditions.

Scare Off the Intruders




Image: A night scene showing an intruder in a garden with a spotlight from the camera illuminating them, accompanied by a notification on a phone, indicating the camera's ability to deter and alert.

Night Guard Security

Intruder detected at night triggers spotlight siren & 120dB siren, promptly notifying you for home safety.



Image: A split image comparing standard black and white night vision with the vibrant color night vision provided by the AOSU camera, showing a person approaching a door.

- **AI Precision Motion Detection & Smart Alarms:** Advanced AI with motion sensors accurately detects human movement, reducing false alerts. Intruders detected at night trigger the spotlight and a 120dB siren.

Stable Wi-Fi Connection

Stable Wi-Fi coverage that reaches every corner, avoiding security blind spots caused by Wi-Fi dropouts or insufficient Wi-Fi coverage.



Image: An outdoor scene with a child and a dog, where green boxes highlight the human figures, demonstrating the AI precision detection capability of the camera.

AI Precision Detection

Advanced AI with motion sensors ensures precise human detection day and night, reducing false alerts.



Image: A night scene showing a person near a car, with a spotlight from the camera illuminating them and a siren icon, illustrating the "Night Guard Security" feature with light and sound deterrence.

- **No Monthly Fee & 32GB Local Storage:** All video data is encrypted and saved locally on the HomeBase's built-in 32GB EMMC storage, allowing free playback and download of motion detection videos for up to 120 days (4 months). No mandatory subscriptions required.

No Monthly Fee

Secure Local Storage,
No Additional Micro SD Purchase Required



32GB *Memory*

Image: The AOSU HomeBase unit on a wooden table, accompanied by text indicating "No Monthly Fee" and "32GB Memory," highlighting its local storage capability.

Cross-Camera AI Event Linking

AI intelligently correlates events from multiple cameras within the same period, providing a cohesive and comprehensive view.



Image: A large "0" made of grass with a dollar sign, visually representing the "No Monthly Fees" policy for the security system.

Note: Cloud storage is optional and incurs extra charges.

5MP Ultra HD Video

5MP Resolution is 40% clearer from 3MP, you can see small details in surveillance area.



Image: A graphic overlay on the HomeBase unit showing an internal 32GB storage chip, emphasizing the private and encrypted local storage feature.

- **IP66 Weatherproof:** Designed for outdoor resilience, the camera ensures consistent protection against various extreme weather conditions.

Set Camera Working Time

You can set the working time of the camera on the app, according to your time needs



Image: An AOSU camera shown in a rainy outdoor setting, with an "IP66 Weatherproof" badge, indicating its durability against environmental elements.

- **Stable Wi-Fi Connection:** The HomeBase provides stable Wi-Fi coverage, reaching every corner of your home and avoiding security blind spots caused by poor Wi-Fi.

Built to Last

Designed for outdoor resilience, the camera ensures consistent protection across various extreme weather conditions.



Image: An illustration of the HomeBase unit radiating Wi-Fi signals over a house, symbolizing its stable Wi-Fi connection and wide coverage for the security system.

- **Cross-Camera AI Event Linking:** AI intelligently correlates events from multiple cameras within the same period, providing a cohesive and comprehensive view of activities.

Lifetime Security No Monthly Fees

Invest once for lasting home safety. Enjoy full access to main features without mandatory subscriptions.



Note: Opting for cloud storage incurs extra charges but is not mandatory.

Image: A diagram illustrating how the HomeBase links events from multiple cameras (Front Door, Side Yard, Back Yard, Garage) to provide a comprehensive view of activity, showcasing cross-camera AI event linking.

- **4X Digital Zoom:** Zoom in on any detail you want to see more closely.

Clear Color Night Vision

Transform your night-time surveillance with vibrant color and crisp detail up to 23ft / 7m, ensuring your peace of mind after dusk.



Image: A woman watering flowers, with an inset showing a magnified view of the flowers, demonstrating the 4X digital zoom capability of the camera.

6. MAINTENANCE

- **Battery Charging:** Recharge the camera battery when prompted by the app. Use the provided USB charging cable. For optimal battery life, avoid frequent full discharges.
- **Cleaning:** Gently wipe the camera lens and body with a soft, damp cloth. Avoid using harsh chemicals or abrasive materials that could damage the surface.
- **Firmware Updates:** Regularly check the AOSU app for available firmware updates to ensure your camera has the latest features and security enhancements.

7. TROUBLESHOOTING

If you encounter issues with your AOSU WirelessCam Max C6S, refer to the following common troubleshooting tips:

Issue	Possible Solution
Camera not pairing	<ul style="list-style-type: none">◦ Ensure HomeBase is online and functioning.◦ Verify the camera is fully charged.◦ Press the SYNC button correctly (hold for 5s to turn on, then 3 times quickly to enter pairing mode).◦ Ensure the QR code on the app is scanned at the correct distance (4-6 inches).◦ Restart both the camera and the HomeBase.
Poor video quality	<ul style="list-style-type: none">◦ Check Wi-Fi signal strength at the camera's location.◦ Clean the camera lens.◦ Ensure there are no obstructions in the camera's field of view.
Battery drains quickly	<ul style="list-style-type: none">◦ Reduce the frequency of motion detection events.◦ Adjust recording length for events.◦ Limit live view streaming.◦ Ensure the camera is not in an area with constant motion.
No motion detection alerts	<ul style="list-style-type: none">◦ Check motion detection settings in the app.◦ Ensure notification permissions are enabled for the AOSU app on your phone.◦ Verify the camera is online.

For further assistance, please contact AOSU customer support.

8. SPECIFICATIONS

Feature	Detail
Model Number	C6S2AH11
Video Resolution	5MP Ultra HD
Field of View	166° Wide Angle
Battery Life	Up to 240 days (per charge, varies by usage)

Feature	Detail
Night Vision	Color Night Vision with Spotlight
Storage	32GB EMMC Local Storage (on HomeBase)
Weatherproof Rating	IP66
Connectivity	Wi-Fi (Wireless)
Audio	Two-Way Audio
Power Source	Battery Powered
Dimensions	5 x 3 x 2 inches
Weight	13.7 ounces
Compatible Devices	Smartphone (Android, iOS)

9. WARRANTY AND SUPPORT

For warranty information and technical support, please visit the official AOSU website or contact their customer service directly. Keep your purchase receipt for warranty claims.

Contact Information: Refer to the AOSU official website or the contact details provided in your product packaging.

