

## Samsung HW-S61B

# SAMSUNG HW-S61B 5.0ch All-in-One Wireless Soundbar User Manual

## 1. INTRODUCTION

This user manual provides comprehensive instructions for the setup, operation, maintenance, and troubleshooting of your Samsung HW-S61B 5.0ch All-in-One Wireless Soundbar. Please read this manual thoroughly to ensure proper use and to maximize your audio experience. Keep this manual for future reference.




Figure 1: Front view of the Samsung HW-S61B Soundbar.

## 2. PRODUCT OVERVIEW

### 2.1 Key Features

- **All-in-One Design:** Integrated woofers and tweeters deliver rich, room-filling sound without external components.
- **Wireless Dolby Atmos:** Experience immersive surround sound from above and around without the need for HDMI cables.
- **Q-Symphony:** Synchronizes soundbar and compatible Samsung TV speakers for an enhanced, immersive audio experience.
- **Built-in Center Speaker:** Dedicated speaker for clear dialogue, ensuring no word is missed.
- **Built-in Voice Assistant (Alexa):** Control your soundbar and smart home devices using voice commands.
- **AirPlay 2:** Stream music directly from compatible iPhone or iOS devices.
- **Music Mode:** Optimizes audio for studio-grade clarity in music playback.

- **Adaptive Sound:** Dynamically optimizes audio with enhanced voice clarity for various content types.

## 2.2 Included Components

- Samsung HW-S61B Soundbar
- Remote Controller
- Battery for Remote Controller
- HDMI Cable
- Wallmount Kit

**SAMSUNG**

**HW-S61B/ZA**

**Sleek, compact design that fills  
your space with sound**



*Figure 2: Internal speaker configuration for all-in-one sound.*



### **S Series Soundbar & TV, in perfect harmony**

Perfectly synchronized audio from both Samsung TV speakers and soundbar speakers that tracks with each scene for the most harmonious, cinematic experience.

\*Q-Symphony is compatible with select 2021 & 2022 Samsung TV's.  
Check for product specifications by TV model.  
\*Soundbar must be connected to TV via HDMI to enable Q-Symphony function

*Figure 3: Enhanced dialogue clarity from the built-in center speaker.*

## 3. SETUP

### 3.1 Placement

Place the soundbar on a flat, stable surface in front of your TV, ensuring it does not obstruct the TV's remote sensor. Alternatively, use the included wall-mount kit to mount the soundbar below your TV.


### 3.2 Connections

The HW-S61B offers multiple connection options:

- **HDMI (eARC):** For the highest quality audio and Q-Symphony functionality, connect the soundbar to

your TV's HDMI eARC port using the provided HDMI cable.

- **Bluetooth:** For wireless audio streaming from your TV or mobile devices. Ensure your TV is Bluetooth compatible.
- **Wi-Fi:** For wireless audio streaming and smart features like Alexa and AirPlay 2.
- **Optical:** An alternative wired connection for audio, though it does not support Dolby Atmos metadata.



**Command action from your soundbar with just your voice**

With Alexa built-in, use all of Alexa's functionalities like playing music, delivery notifications, weather updates and more. Or simply pair to an iPhone or other iOS device to stream your favorite content using AirPlay.

\*Amazon, Alexa, and all related logos are trademarks of Amazon.com, Inc. or its affiliates.  
\*Apple, AirPlay, iPhone, iPad and Mac are trademarks of Apple Inc., registered in the U.S. and other countries.  
\*This Samsung Soundbar supports AirPlay 2 and requires iOS 11.4 or later version.

Figure 4: Wireless connectivity options (Wi-Fi and Bluetooth).

### 3.3 Initial Configuration


After connecting the soundbar to power and your TV, follow the on-screen instructions on your Samsung TV (if applicable) or use the Samsung SmartThings app to complete the initial setup. This includes connecting to your Wi-Fi network and configuring voice assistant settings.

## 4. OPERATING INSTRUCTIONS

### 4.1 Sound Modes

The soundbar features various sound modes to optimize your listening experience:

- **Adaptive Sound:** Analyzes content and optimizes sound for enhanced voice clarity and dynamic audio.
- **Music Mode:** Provides studio-grade clarity for music playback.
- Other modes may be available via the remote or SmartThings app.



**World's first brand with wireless Dolby Atmos connection**

Surround sound soars with Dolby Atmos and DTS Virtual:X. The built-in wireless Dolby Atmos connection from Samsung Smart TV-to- soundbar allows 3D sound reach new heights projecting audio overhead and all around the room.

\*Wireless Dolby Atmos transmission via Wi-Fi, works with select 2022 Samsung TVs  
\*Dolby Atmos and Virtual:X source content required.

Figure 5: Sound optimization for various content types.

## 4.2 Voice Assistant (Alexa)

With Alexa built-in, you can control your soundbar and access Alexa's functionalities using voice commands. Ensure the soundbar is connected to Wi-Fi and Alexa is configured through the SmartThings app.

### Center channel for clear dialogue

Never miss a word with enhanced dialogue delivered by a dedicated center channel speaker to project voices clearly.



Figure 6: Integrated Alexa and Apple AirPlay support.

## 4.3 AirPlay 2 and Tap Sound

- **AirPlay 2:** Stream audio from compatible Apple devices (iPhone, iPad, iOS 11.4 or later) directly to the soundbar.
- **Tap Sound:** For select Samsung mobile devices (Android 8.1 and above), tap your device gently on the soundbar to mirror audio. Requires the SmartThings app for activation and setup.



### Sound optimized for each scene

Revel in dynamically optimized sound with enhanced voice clarity for whatever content you are watching, including sports, games, movies and more.

Figure 7: Using the Tap Sound feature.

## 4.4 Q-Symphony

If you have a compatible Samsung TV (select 2021 & 2022 models), Q-Symphony allows the soundbar and TV speakers to operate simultaneously, creating a more expansive and immersive soundstage. Connect the soundbar to the TV via HDMI to enable this function.

## Room-filling sound, all-in-one design

Everything you need in a single soundbar. The 5.0ch system features 4 woofers and 3 tweeters built in, so you can enjoy powerful surround sound that fills the room.



Figure 8: Q-Symphony in action, synchronizing TV and soundbar audio.

## 5. MAINTENANCE

To maintain the performance and appearance of your soundbar:

- Wipe the exterior with a soft, dry cloth.
- Do not use liquid cleaners or abrasive materials.
- Keep the speaker grilles free from dust and debris.
- Ensure proper ventilation around the unit.

## 6. TROUBLESHOOTING

If you encounter issues with your soundbar, refer to the following common solutions:

- **No Sound:** Check all cable connections (HDMI, Optical). Ensure the correct input source is selected on the soundbar and TV. Verify TV audio output settings are configured for the soundbar.
- **Poor Dialogue Clarity:** Ensure the soundbar's volume is adequate. Try enabling Adaptive Sound mode for enhanced voice clarity.
- **Bluetooth/Wi-Fi Disconnection:** Ensure the soundbar is within range of your router/device. Restart both the soundbar and the connected device. If using a 5GHz Wi-Fi router, some users report improved stability by configuring the soundbar to use a 2.4GHz network if available, as some routers may not offer this option.
- **Remote Control Not Working:** Check the battery. Ensure there are no obstructions between the remote and the soundbar.
- **Q-Symphony Not Activating:** Confirm your TV is a compatible Samsung model (2021 & 2022). Ensure the soundbar is connected via HDMI to the TV's eARC port.

For more detailed troubleshooting, consult the e-Manual accessible via your Samsung TV's settings or the Samsung support website.

## 7. SPECIFICATIONS

Feature	Specification
Model Name	HW-S61B

Feature	Specification
Speaker Type	Soundbar
Surround Sound Channel Configuration	5.0ch
Connectivity Technology	Wired, Wireless (Bluetooth, Wi-Fi)
Special Features	Alexa App Control, Dolby Enabled, Voice Control, Bass Boost
Compatible Devices	SWA-9100S, SWA-9200S (optional rear speakers), Television
Product Dimensions (D x W x H)	4.1" x 26.4" x 2.4"
Item Weight	6 Pounds
Power Source	AC
Speaker Maximum Output Power	200 Watts
UPC	887276637532

## 8. WARRANTY AND SUPPORT

---

Your Samsung HW-S61B Soundbar comes with a Limited Warranty. For specific warranty terms and conditions, please refer to the warranty card included in your product packaging or visit the official Samsung support website. For technical assistance, product registration, or to download the latest firmware updates, please visit [Samsung Support](#).

## 9. OFFICIAL PRODUCT VIDEO

---

Your browser does not support the video tag.

*Video: Official product overview of the Samsung HW-S61B Soundbar, highlighting its features and design.*