

[Manuals.plus](#) /

› [Devoko](#) /

› Devoko Outdoor Storage Shed 5 x 3 FT Instruction Manual

Devoko DVPS10

Devoko Outdoor Storage Shed 5 x 3 FT Instruction Manual

Model: DVPS10 | Brand: Devoko

INTRODUCTION

This manual provides detailed instructions for the assembly, operation, and maintenance of your Devoko 5 x 3 FT Outdoor Storage Shed. Designed for durability and security, this metal garden shed offers ample space for your outdoor storage needs. Please read this manual thoroughly before beginning assembly or use to ensure proper installation and safe operation.



Image: The Devoko 5x3 FT Outdoor Storage Shed, showcasing its open door and internal storage capabilities for garden tools and equipment.

SAFETY INFORMATION

Always prioritize safety during assembly and use. Failure to follow these instructions may result in injury or damage to the product.

- **Two-Person Assembly:** Assembly requires at least two adults. Do not attempt to assemble alone.
- **Protective Gear:** Wear appropriate protective gear, such as gloves, during assembly to prevent cuts from sharp edges of metal panels.
- **Stable Base:** Ensure the shed is assembled on a level, stable surface. An uneven base can lead to structural instability and difficulty in aligning parts.
- **Secure Fasteners:** Ensure all screws and fasteners are tightened securely, but do not overtighten to avoid stripping.
- **Plastic Protective Caps:** After assembly, place the provided plastic protective caps over screw tips to prevent injury.
- **Ventilation:** This shed is not designed for storing flammable materials due to potential heat buildup in direct sunlight and lack of dedicated ventilation.

PACKAGE CONTENTS

Before beginning assembly, carefully unpack all components and verify that all parts and hardware are present and undamaged. Refer to the parts list provided in the detailed installation manual (PDF) to cross-reference all items.



Image: Detailed view of key components including screw protection caps, the lockable metal latch, and corner protection caps, essential for assembly and security.

SETUP AND ASSEMBLY

The Devoko Outdoor Storage Shed requires assembly. Please follow the steps outlined in the official installation manual for best results. It is highly recommended to have two people for assembly to ensure stability and ease of construction.

- **Preparation:** Clear a level area for assembly. Ensure you have all necessary tools, including a drill for faster screw installation.
- **Protective Film Removal:** Some metal sheets may have a thin protective film. This film should be removed before assembly, which can be time-consuming.
- **Panel Alignment:** Pay close attention to the alignment of screw holes. If holes do not line up, re-check previous steps as a part may be installed incorrectly.

- **Screw Tightening:** Tighten screws firmly but avoid overtightening, as the thin metal can strip easily.



Image: The Devoko shed demonstrating its ample capacity, capable of storing items like a lawnmower, contributing to an organized outdoor space.

For a comprehensive step-by-step guide, please refer to the official Installation Manual (PDF) [Download Installation Manual](#)

OPERATION

The Devoko storage shed is designed for straightforward operation.

- **Door Operation:** The shed features a single lockable door for easy access to your stored items. Ensure the door opens and closes smoothly without obstruction.
- **Locking Mechanism:** Utilize the integrated lockable metal latch to secure your belongings. A padlock (not included) can be added for enhanced security.



Image: The Devoko shed with its door securely closed, highlighting the lockable latch for protecting stored items.

MAINTENANCE

Regular maintenance will help prolong the life and appearance of your Devoko storage shed.

- **Cleaning:** Clean the exterior of the shed periodically with mild soap and water to remove dirt and debris. Avoid abrasive cleaners.
- **Fastener Check:** Periodically check all screws and fasteners to ensure they remain tight. Re-tighten if necessary.
- **Waterproofing:** While the shed is designed to be waterproof, in heavy rain, minor leaks can occur. Inspect seams and joints for gaps and apply outdoor-grade caulk as needed.
- **Drainage:** Ensure the area around the shed has proper drainage to prevent water accumulation at the base.

Insulate From Wind & Rain

- Pitched roof reduces stress area
- No gaps to ensure no water seepage
- Groove prevents water accumulation



Windproof



Rainproof





Image: A detailed view of the shed's pitched roof, designed to reduce stress areas and prevent water accumulation, contributing to its windproof and rainproof qualities.

TROUBLESHOOTING

Here are solutions to common issues you might encounter:

- **Screw Holes Not Lining Up:** This often indicates a previous step was assembled incorrectly. Disassemble the affected section and re-check the instructions carefully. Ensure the base is level.
- **Water Leakage:** The shed is water-resistant, but in heavy rain, minor leaks can occur. Inspect seams and joints for gaps and apply outdoor-grade caulk as needed.
- **Flimsy Structure During Assembly:** The shed gains rigidity as more panels and the roof are installed. Ensure all fasteners are tightened as you proceed.
- **Difficulty Removing Protective Film:** This film can be stubborn. Patience and careful peeling are required.

SPECIFICATIONS

Feature	Detail
---------	--------

Brand	Devoko
Model Number	DVPS10
Color	Brown
Material	Alloy Steel
Product Dimensions (D x W x H)	34.2"D x 63.3"W x 71"H (Approx. 5 x 3 FT)
Item Weight	67.7 Pounds
Storage Capacity	67 cubic feet
Door Style	Single Lockable Door
Door Height	61.2 Inches
Door Width	34.3 Inches
Assembly Required	Yes
Weight Limit (Roof)	440 Pounds

Dimension of the Devoko

Storage Shed
Dimensions
5'x3'

Storage Capacity **67 cu.Ft** | Roof Weight Capacity **440 Lbs**

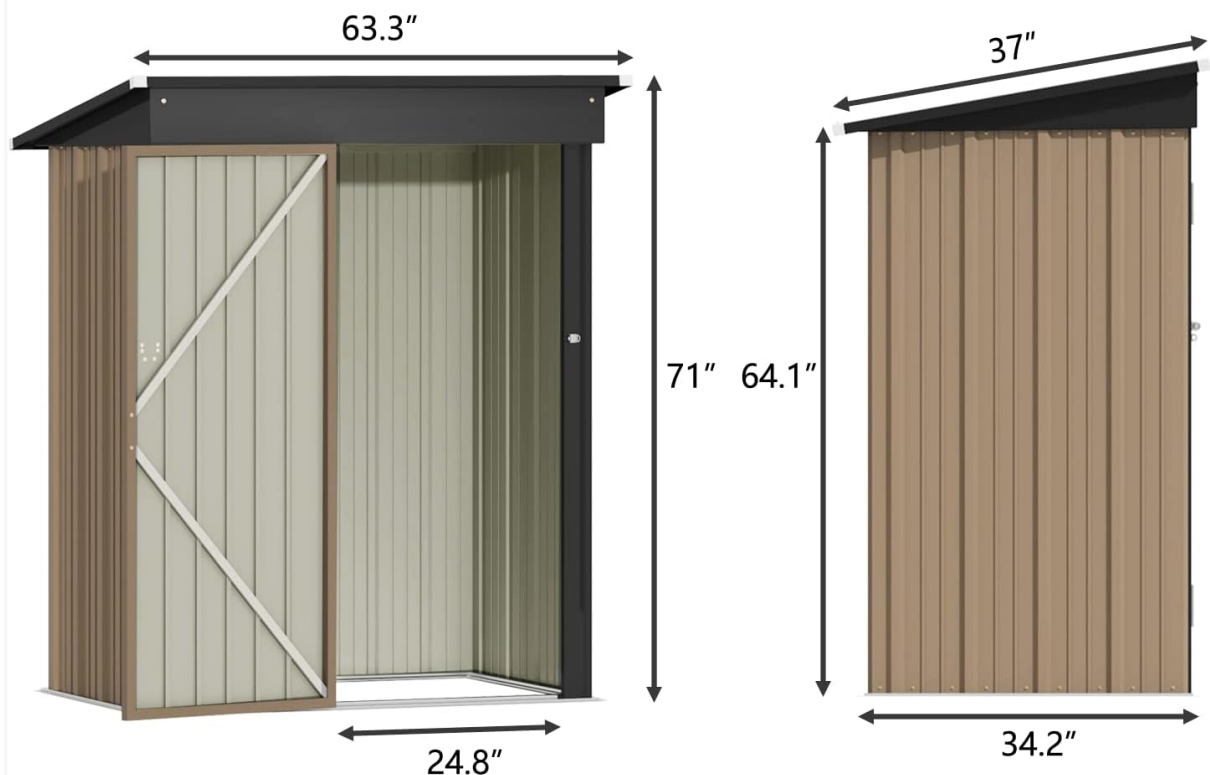


Image: A visual representation of the Devoko shed's dimensions, including its 5x3 FT footprint, height, and storage capacity.

WARRANTY AND SUPPORT

Devoko is committed to providing quality products and customer satisfaction.

- **Return Policy:** This product is eligible for a 30-day easy return policy (refund/replacement).
- **Customer Support:** If you have any questions, concerns, or require assistance with your Devoko storage shed, please contact our dedicated customer support team.

For further assistance, please visit the Devoko Store on Amazon: [Devoko Store](#)