

[manuals.plus](#) /

› [Fitbit](#) /

› [FITBIT VERSA 3 USER GUIDE: A Complete Step By Step Manual For Beginners, Seniors And Newbies On How To Set Up, Master And Effectively Use The Fitbit Versa 3 Smartwatch Like A Pro](#)

Fitbit Versa 3

Fitbit Versa 3 Smartwatch User Manual

Model: Versa 3

INTRODUCTION

The Fitbit Versa 3 is an advanced smartwatch designed to help you track your fitness, monitor your health, and stay connected. It features built-in GPS, heart rate tracking, sleep monitoring, and smart notifications, making it an ideal companion for your daily activities and wellness journey. This manual provides comprehensive instructions to help you set up, operate, and maintain your Versa 3 smartwatch effectively.

FITBIT VERSA 3

USER GUIDE

**A Complete Step By Step Manual For Beginners, Seniors
And Newbies On How To Set Up, Master And Effectively
Use The Fitbit Versa 3 Smartwatch Like A Pro**



By Max Barkly

SETUP

Follow these steps to set up your Fitbit Versa 3 and prepare it for use.

How to Set Up Versa 3

1. Download the Fitbit app on your smartphone or tablet.
2. Open the Fitbit app and log in or create a new account.
3. Follow the on-screen instructions in the app to pair your Versa 3. Ensure your device is charged.

How to Connect To Wi-Fi

1. In the Fitbit app, tap your profile picture > Versa 3 image.
2. Tap Wi-Fi Settings.
3. Tap Add Network and follow the instructions to connect to your Wi-Fi network.

How to Attach and Replace a Band

The Versa 3 features interchangeable bands. To attach or replace a band:

1. Turn the Versa 3 over and locate the quick-release levers on the band.
2. Gently pull the lever inward to release the band.
3. Align the new band with the watch body and push the lever inward while sliding the band into place until it clicks.

OPERATING YOUR VERSA 3

This section covers the daily operation and various features of your Fitbit Versa 3.

Navigation and Settings

- **How to Navigate Versa:** Swipe left/right to access apps, swipe up for notifications, swipe down for quick settings. Use the button on the left for shortcuts and to return to the clock face.
- **How to Adjust Settings:** From the clock face, swipe down to access quick settings, or open the "Settings" app for more options.
- **How to Check The Battery Level:** Swipe down from the clock face to see the battery icon and percentage in quick settings.
- **How to Set Device Lock:** Enable device lock in the Fitbit app settings to require a PIN for access when not on your wrist.
- **How to Turn Off The Screen:** The screen will turn off automatically when not in use. You can also cover the screen with your palm to turn it off.

Apps and Watch Faces

- **How to Delete Apps:** From the Fitbit app, go to your device settings, then "Apps" to manage installed applications.
- **How to Update Apps:** Apps are typically updated automatically through the Fitbit app. Check the app store within the Fitbit app for manual updates.
- **How to Download Apps:** Use the "Apps" section in the Fitbit app to browse and install new applications on your Versa 3.
- **How to Change The Watch Face:** In the Fitbit app, tap your device image, then "Gallery" to choose and customize watch faces.

Notifications and Communication

- **How to use Notifications:** Ensure notifications are enabled in your phone's Bluetooth settings and the Fitbit app.
- **How to View Incoming Notifications:** Swipe up from the clock face to view recent notifications.
- **How to Manage Notifications:** In the Fitbit app, go to your device settings, then "Notifications" to select which apps send alerts to your Versa 3.
- **How to Disable Notifications:** Turn off "Do Not Disturb" mode on your Versa 3 or disable specific app notifications in the Fitbit app.
- **How to Receive Calendar Notifications:** Enable calendar notifications in the Fitbit app.
- **How to Answer Or Decline Calls:** When a call comes in, tap the green phone icon to answer or the red phone icon to decline on your Versa 3.
- **How to Reply To Messages:** For Android users, quick replies can be sent directly from the Versa 3.

Alarms and Timers

- **How to Set A Silent Alarm:** Use the "Alarms" app on your Versa 3 or in the Fitbit app to set silent, vibrating alarms.
- **How to Event Calendar With Stopwatch:** The Versa 3 includes a Stopwatch app for timing events.
- **How to Set A Timer:** Use the "Timer" app on your Versa 3 for countdowns.

Activity and Sleep Tracking

- **How to Activity And Sleep:** Your Versa 3 automatically tracks steps, distance, calories burned, and active zone minutes. It also monitors your sleep stages.
- **How to View Your Statistics:** Sync your Versa 3 with the Fitbit app to view detailed daily, weekly, and monthly statistics.
- **How to Keep Track Of A Daily Activity Goal:** Set personalized activity goals in the Fitbit app.
- **How to Choose A Goal:** Goals for steps, distance, calories, and active zone minutes can be customized in the Fitbit app.
- **How to Track Your Activity By Hours:** The Versa 3 reminds you to move each hour to reach mini-goals.
- **How to Track Your Sleep:** Wear your Versa 3 to bed; it automatically tracks sleep stages and provides a sleep score.
- **How to Set A Reminder For Bedtime:** Configure bedtime reminders in the Fitbit app to help maintain a consistent sleep schedule.

Heart Rate and Exercise

- **How to Take Care Of Your Heart Rate:** The Versa 3 continuously monitors your heart rate. View your heart rate data in the Fitbit app.
- **How to Adjust Your Heart Rate Settings:** Settings related to heart rate zones and notifications can be adjusted in the Fitbit app.
- **How to Track And Analyze Exercises With The Exercise App:** Use the "Exercise" app on your Versa 3 to start and track various workouts.
- **How to Track Of An Exercise:** Select an exercise mode (e.g., Run, Bike, Swim) and tap start. The Versa 3 will record your activity.

Music and Payments

- **How to Listen To Podcasts And Personal Music:** Store music on your Versa 3 or control music playback from your phone.
- **How to Use Credit And Debit Cards:** Set up Fitbit Pay in the Fitbit app to make contactless payments from your Versa 3.

- **How to Make Purchases:** Hold your Versa 3 near a compatible payment terminal to complete a transaction.

MAINTENANCE

Proper care ensures the longevity and performance of your Fitbit Versa 3.

- **Cleaning:** Regularly clean your Versa 3 and its band with a soft, lint-free cloth. For the band, use mild soap and water if necessary, then rinse and dry thoroughly.
- **Water Resistance:** The Versa 3 is water-resistant up to 50 meters. It is suitable for swimming, but avoid hot tubs or saunas. Always dry the device after getting it wet.
- **Charging:** Use the provided charging cable. Ensure the charging pins are clean and dry before connecting.
- **Storage:** Store your Versa 3 in a cool, dry place when not in use.

TROUBLESHOOTING

Here are solutions to common issues you might encounter with your Versa 3.

Problem	Solution
Device not syncing	Ensure Bluetooth is enabled on your phone, the Fitbit app is open, and the device is charged. Restart both your phone and Versa 3.
Notifications not appearing	Check notification settings in the Fitbit app and your phone's system settings. Ensure "Do Not Disturb" is off on the Versa 3.
Battery draining quickly	Reduce screen brightness, turn off always-on display, limit notifications, and disable features like GPS when not needed.
Screen unresponsive	Restart your Versa 3 by holding the button for 10 seconds until the Fitbit logo appears.

SPECIFICATIONS

Key features and specifications of the Fitbit Versa 3 Smartwatch.

- **Built-in GPS:** For pace and distance tracking without your phone.
- **Heart Rate Tracking:** Continuous heart rate monitoring.
- **Sleep Tracking:** Tracks sleep stages (Light, Deep, REM) and provides a sleep score.
- **Activity Tracking:** Tracks steps, distance, calories burned, and Active Zone Minutes.
- **Music Storage & Control:** Store and play music, or control Spotify/Deezer from your wrist.
- **Fitbit Pay:** Contactless payments via NFC.
- **Voice Assistant:** Built-in Amazon Alexa or Google Assistant.
- **Display:** AMOLED color touchscreen.
- **Water Resistance:** Up to 50 meters.
- **Connectivity:** Bluetooth 5.0, Wi-Fi (802.11 b/g/n 2.4GHz).

WARRANTY AND SUPPORT

For detailed warranty information and customer support, please refer to the official Fitbit website or contact Fitbit customer







service directly. Warranty terms and conditions may vary by region and retailer.

Official Fitbit Support: <https://help.fitbit.com/>

© 2024 Fitbit Inc. All rights reserved. Fitbit and the Fitbit logo are trademarks or registered trademarks of Fitbit, Inc. in the U.S. and other countries.

Related Documents - Versa 3

<p>FAQ's</p> <p>How do I put on my Fitbit device?</p> <p>BC User Manual Version 1.0</p>	<p>Fitbit Device Wear and Care FAQ: How to Wear, Clean, and Adjust Settings</p> <p>Frequently asked questions about wearing and caring for your Fitbit device. Learn how to properly put on wrist-based and clip-based trackers, tips for correct wear, band care, and adjusting wrist settings for optimal performance.</p>
<p>fitbit versa</p> <p>BC User Manual Version 1.0</p>	<p>Fitbit Versa User Manual: Setup, Features, and Troubleshooting Guide</p> <p>Comprehensive user manual for the Fitbit Versa smartwatch, covering setup, charging, app integration, features like activity tracking, notifications, music control, Fitbit Pay, and troubleshooting. Learn how to get the most out of your Fitbit Versa device.</p>
<p>fitbit versa</p> <p>BC User Manual Version 2.3</p>	<p>Fitbit Versa User Manual: Setup, Features, and Troubleshooting</p> <p>Comprehensive user manual for the Fitbit Versa smartwatch. Learn how to set up your device, track activity and sleep, manage notifications, use apps, and troubleshoot common issues.</p>
<p>fitbit versa</p> <p>BC User Manual Version 2.2</p>	<p>Fitbit Versa User Manual: Setup, Features, and Troubleshooting</p> <p>Comprehensive user manual for the Fitbit Versa smartwatch. Covers setup, daily use, health tracking, app integration, notifications, music, Fitbit Pay, and troubleshooting.</p>

<div> fitbit versa 3</div> <div></div> <div><div>User Manual Version 1.2</div></div>	<div>Fitbit Versa 3 User Manual</div> <div>Comprehensive user manual for the Fitbit Versa 3 smartwatch, covering setup, features, usage, troubleshooting, and specifications. Learn how to maximize your health and fitness tracking.</div>
<div> fitbit versa 3</div> <div></div> <div><div>User Manual Version 1.1</div></div>	<div>Fitbit Versa 3 User Manual: Your Guide to Smart Fitness Tracking</div> <div>Comprehensive user manual for the Fitbit Versa 3 smartwatch, detailing setup, features like GPS and heart rate tracking, app integration, and troubleshooting. Learn how to maximize your health and fitness journey with Fitbit Versa 3.</div>