

Suright YD820

Suright YD820 Night Light for Kids Instruction Manual

Model: YD820

1. INTRODUCTION

The Suright YD820 Night Light is a versatile, USB rechargeable lamp designed for various uses, including nurseries, bedrooms, and camping. It offers dimmable warm white light, 7 color-changing modes, and intuitive touch controls, along with convenient timer functions.



Figure 1: Suright YD820 Night Light displaying various light modes.

2. KEY FEATURES

- **Warm White & 7 RGB Colors:** Offers a gentle, dimmable warm white light and 7 vibrant RGB colors that can be set to cycle automatically or fixed to a preferred color.
- **Intuitive Controls:** Features bottom switches for timer and light mode selection, complemented by a responsive touch control on the top for brightness adjustment and color selection.
- **Timing & Memory Functions:** Includes 30-minute and 60-minute timer options for automatic shut-off. A memory function recalls the last brightness and color setting upon reactivation.
- **USB Rechargeable:** Equipped with a built-in 2600 mAh lithium battery, providing 9-100 hours of use on a single 2.5-hour charge. Features a universal Type-C USB interface for convenient charging.
- **Durable & Safe Design:** Constructed from ABS and soft silicone material, ensuring safety for children and resistance to accidental drops. Includes a bottom hook for versatile placement.

3. SETUP

3.1 Initial Charging

Before first use, fully charge the night light. Connect the provided USB Type-C cable to the charging port on the bottom of the device and plug the other end into a compatible USB power source (e.g., phone charger, power bank, laptop, car charger). The indicator light will show charging status.




Figure 2: Charging the night light via USB Type-C. The indicator light is red when charging and blue when fully charged.

3.2 Powering On/Off

The main power and mode selection switches are located on the bottom of the night light.

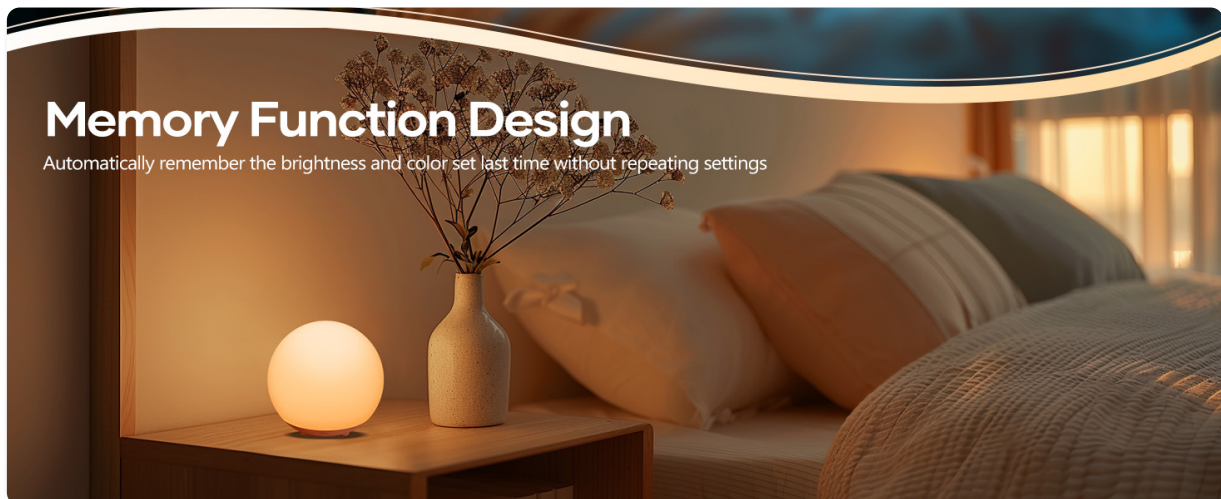


Figure 3: Bottom view of the night light with control switches and charging port.

4. OPERATING INSTRUCTIONS

4.1 Selecting Light Mode

Use the top switch on the bottom of the night light to select the desired light mode:

- **Warm Mode:** Slide the switch to 'Warm' for warm white light.
- **RGB Mode:** Slide the switch to 'RGB' for color-changing light.
- **Off:** Slide the switch to 'Off' to turn off the light.



Figure 4: Visual guide for switching between Warm and RGB modes and using touch controls.

4.2 Adjusting Brightness (Warm Mode)

In Warm Mode, gently touch and hold the top surface of the night light to adjust the brightness. The brightness will cycle steplessly from 10% to 100%.



Figure 5: Stepless dimming functionality in Warm Mode.

4.3 Changing Colors (RGB Mode)

In RGB Mode, tap the top surface of the night light:

- **Single Tap:** Cycles through the 7 available colors.
- **Tap and Hold:** Fixes the current color.
- **Double Tap:** Turns the light off. Double tap again to turn it back on to the last setting (memory function).

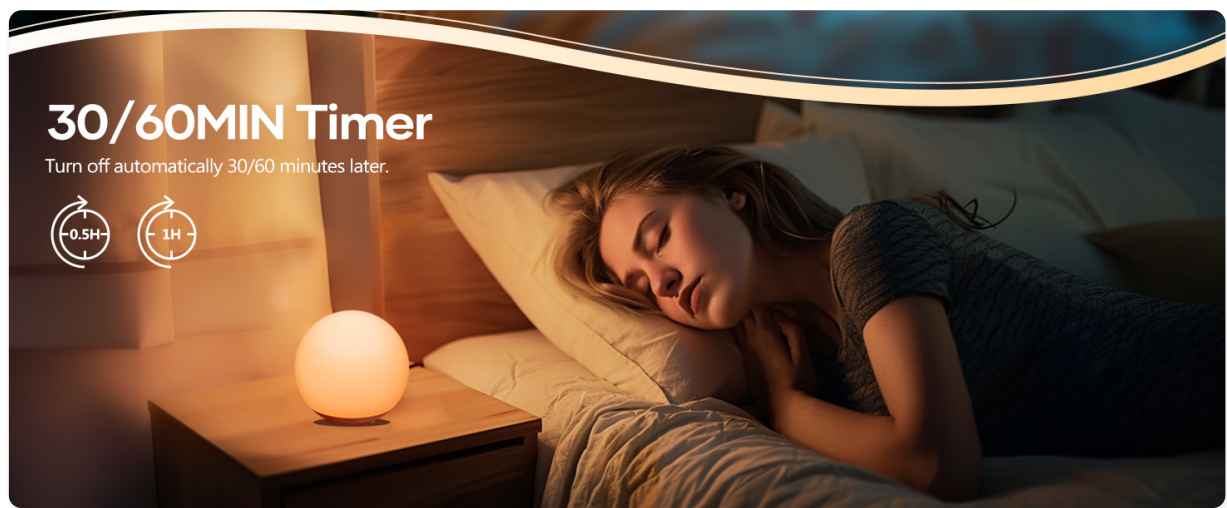


Figure 6: Touch control for color selection and power in RGB Mode.



Figure 7: The 7 vibrant RGB colors available.

4.4 Timer Function

Use the bottom switch on the bottom of the night light to set the timer:

- **30min:** The light will automatically turn off after 30 minutes.
- **60min:** The light will automatically turn off after 60 minutes.
- **KEEP:** The light will remain on until manually turned off or the battery depletes.



Figure 8: Timer function for automatic shut-off.

4.5 Memory Function

The night light is equipped with a memory function that automatically remembers the last brightness level and color setting used. This allows for quick reactivation without needing to reconfigure settings.



Figure 9: The night light's memory function.

5. MAINTENANCE

- **Cleaning:** Wipe the surface with a soft, damp cloth. Avoid using harsh chemicals or abrasive cleaners.
- **Storage:** Store in a cool, dry place when not in use for extended periods.
- **Battery Care:** To prolong battery life, avoid fully discharging the battery frequently. Recharge when the light dims significantly.

6. TROUBLESHOOTING

- **Light does not turn on:**
 - Ensure the bottom switch is not in the 'Off' position.
 - Check if the battery is charged. Connect to a power source using the USB cable.
 - Ensure the top surface is tapped correctly for activation.
- **Light does not change color/brightness:**
 - Verify the bottom switch is in the correct mode ('Warm' for brightness, 'RGB' for colors).
 - Ensure proper touch interaction (tap for color cycle, tap and hold for brightness/color fix).
- **Timer function not working:**
 - Confirm the timer switch on the bottom is set to '30min' or '60min', not 'KEEP'.
- **Charging issue:**
 - Check the USB cable and power adapter for damage.
 - Ensure the cable is securely connected to both the night light and the power source.

7. SPECIFICATIONS

Feature	Specification
Brand	Suright
Model Number	YD820-WH
Product Dimensions	3.74"D x 3.66"W x 3.66"H
Item Weight	7.1 ounces
Material	Silicone Rubber (ABS and Silicone)
Light Source Type	LED
Light Color	Warm White, RGB (7 Colors)
Power Source	Battery Powered (USB Rechargeable)
Battery Type	1 Lithium Ion battery (built-in 2600 mAh)
Charging Time	Approx. 2.5 hours
Usage Time	9-100 hours (depending on brightness/color mode)
Control Method	Touch, Switches
Timer Function	30 minutes, 60 minutes, Keep On
Water Resistance Level	Waterproof

8. SAFETY INFORMATION

- Keep the device away from extreme temperatures and direct sunlight.
- Do not attempt to disassemble or modify the night light.
- Use only the provided charging cable or a certified USB Type-C cable for charging.
- This product is designed to be fall-resistant due to its silicone material, but excessive force or impact may still cause damage.
- Ensure children use the night light under adult supervision, especially during charging.



Figure 10: The night light's durable and fall-resistant design.

9. OFFICIAL PRODUCT VIDEO


Your browser does not support the video tag.

Video 1: An official product video from Suright Store demonstrating the night light's touch controls and color features.

10. WARRANTY AND SUPPORT

For warranty information or technical support, please refer to the product packaging or contact Suright customer service directly. Keep your purchase receipt for warranty claims.

Related Documents - YD820

	<p>Suright LED Night Light User Manual and Instructions</p> <p>User manual for the Suright LED Night Light (Model LD261-WH-EU). Provides detailed information on product features, specifications, how to use the brightness adjustment and modes, and important safety precautions.</p>
---	--