

MEETION MT-MK005

MEETION MT-MK005 RGB Backlit Mini 61 Keys Wired Mechanical Keyboard User Manual

Model: MT-MK005

1. INTRODUCTION

Thank you for choosing the MEETION MT-MK005 RGB Backlit Mini 61 Keys Wired Mechanical Keyboard. This manual provides detailed instructions for setting up, operating, and maintaining your new keyboard. Please read this manual thoroughly to ensure optimal performance and longevity of your device.



Image 1: Top-down view of the MEETION MT-MK005 keyboard, showcasing its compact 61-key layout and vibrant RGB backlighting. The wired connection is visible at the top.

2. KEY FEATURES

The MEETION MT-MK005 keyboard is designed for performance and durability, offering a range of features:

- **Compact 61-Key Layout:** A 60% mini design that saves desk space while retaining essential functionality through shortcut keys.

- **RGB Backlighting:** Approximately 16.8 million color true RGB backlighting with various customizable lighting effects.
- **OUTEMU Blue Mechanical Switches:** High-quality, tactile, and clicky switches suitable for gaming and typing.
- **Full Anti-Ghosting:** Ensures all key presses are registered accurately, even during rapid, simultaneous inputs.
- **Double Injection Keycaps:** Durable keycaps that are wear-proof, anti-fade, and provide comfortable keystrokes with high light transmittance.
- **Ergonomic Design:** Engineered for comfort to reduce fatigue during extended use.
- **Quick Multimedia Functions:** Access multimedia controls easily using FN key combinations.
- **Power-Saving Function (Bluetooth Mode):** Features two power-saving modes for wireless operation (though this model is listed as wired, this feature is included for completeness, assuming a potential variant or general feature set).



Image 2: Visual representation of the MEETION MT-MK005's 60% compact size compared to a full-sized keyboard, illustrating how it retains functionality despite its smaller footprint.

61/62 KEY LAYOUT, ERGONOMIC

Simple but not simple key layout supports shortcut keys, takes into account practicality, and is more portable.



Image 3: Angled view of the MEETION MT-MK005 keyboard highlighting its compact 61-key layout. The image emphasizes the ergonomic design and practicality of the smaller form factor.

VERSATILE GAME SWITCHES

High-quality mechanical switches are able to meet the requirements of most professional gamers, It is equipped with OUTEMU blue switch.



Image 4: Close-up view illustrating the OUTEMU blue mechanical switches used in the MEETION MT-MK005 keyboard. An exploded diagram of the switch mechanism is shown, indicating its tactile and clicky nature.

DOUBLE INJECTION KEYCAPS

Double injection processing, not only provide comfortable keystrokes, but also make the keycaps anti-fade and wear-resistant.



Image 5: Detailed view of the double injection keycaps on the MEETION MT-MK005 keyboard. This image highlights the durability and wear-resistant properties of the keycap manufacturing process.

3. SETUP INSTRUCTIONS

Follow these steps to set up your MEETION MT-MK005 keyboard:

1. **Unpack the Keyboard:** Carefully remove the keyboard from its packaging.
2. **Connect to Computer:** Plug the USB cable from the keyboard into an available USB port on your computer.
3. **Driver Installation:** Your operating system (Windows XP/Vista/7/8/10/11 or macOS) should automatically detect and install the necessary drivers. No manual driver installation is typically required.
4. **Test Functionality:** Open a text editor or browser and test typing to ensure all keys are functioning correctly.

4. OPERATING INSTRUCTIONS

4.1. Basic Key Functions

The MT-MK005 features a 61-key layout. Many standard functions are accessed via the **Fn** (Function) key in combination with other keys.

4.2. RGB Backlight Control

The keyboard offers customizable RGB backlighting. Specific key combinations are used to change lighting modes, brightness, and speed. Refer to the keyboard's printed legends or a dedicated software (if available, not specified in product data) for exact combinations.

- **Changing Lighting Modes:** Typically **Fn + [Key]** (e.g., **Fn + ** or **Fn + P**) to cycle through various effects.
- **Adjusting Brightness:** Often **Fn + ↑ / ↓**.
- **Adjusting Speed:** Often **Fn + ← / →**.

4.3. Multimedia Functions

Access multimedia controls by holding the **Fn** key and pressing the corresponding function keys (e.g., F1-F12, which often have secondary multimedia legends).

4.4. Anti-Ghosting

The MT-MK005 features full key anti-ghosting, meaning that all simultaneous key presses will be registered accurately. This is particularly beneficial for fast-paced gaming.

FULL KEYS ANTI-GHOSTING

The full keys are anti-ghosting, ensuring the operation more quickly and accurately when gaming.



Image 6: Close-up view of the MEETION MT-MK005 keyboard, illustrating the concept of full anti-ghosting. The image visually suggests that multiple key presses are registered simultaneously without conflict.

4.5. Power-Saving Function (Wired Model Note)

While this model is primarily wired, the product description mentions power-saving features for Bluetooth mode. If a wireless variant or future update supports this, the keyboard would enter a first-level power-saving mode (lights dim) after one minute of inactivity and a full sleep mode after 30 minutes of inactivity to conserve power.

5. MAINTENANCE

Proper maintenance ensures the longevity and performance of your keyboard:

- **Cleaning:** Use a soft, dry cloth to wipe the surface of the keyboard. For deeper cleaning, you can use compressed air to remove dust and debris from between the keycaps. Avoid using harsh chemicals or abrasive materials.
- **Keycap Removal:** If necessary, keycaps can be carefully removed using a keycap puller (not included) for thorough cleaning. Reinstall them by aligning and gently pressing down until they click into place.

- **Avoid Liquid Spills:** Keep liquids away from the keyboard to prevent damage to internal components.

6. TROUBLESHOOTING

If you encounter issues with your keyboard, refer to the following common solutions:

- **Keyboard Not Responding:**
 - Ensure the USB cable is securely plugged into both the keyboard and the computer.
 - Try plugging the keyboard into a different USB port on your computer.
 - Restart your computer.
- **Keys Not Registering:**
 - Check for any physical obstructions under the keycap.
 - If specific keys are not working, try cleaning around them with compressed air.
- **Backlight Not Working or Incorrect:**
 - Ensure the keyboard is properly connected.
 - Cycle through lighting modes and adjust brightness using the **Fn** key combinations.
 - If applicable, check for any keyboard software settings that might be overriding the onboard controls.
- **Unexpected Behavior:**
 - Try resetting the keyboard to its factory defaults (refer to specific key combination if available, usually **Fn + Esc** for a few seconds).
 - Ensure your operating system is up to date.

7. SPECIFICATIONS

Feature	Detail
Brand	MEETION
Model Number	MT-MK005
Keyboard Type	Mechanical Gaming Keyboard
Switch Type	OUTEMU Blue Switches
Key Layout	61 Keys (60% Mini)
Backlight	RGB (16.8 million colors)
Connectivity	Wired (USB)
Anti-Ghosting	Full Key Anti-Ghosting
Keycaps	Double Injection
Dimensions	29.2 x 10.2 x 3.8 cm
Weight	721 g
Compatible OS	Win XP/Vista/7/8/10/11, macOS







8. WARRANTY AND SUPPORT

MEETION products are designed for reliability and performance. For warranty information and technical support, please refer to the warranty card included with your product or visit the official MEETION website. Keep your purchase receipt as proof of purchase for warranty claims.

For further assistance, you may contact MEETION customer support through their official channels.

© 2023 MEETION. All rights reserved.

Related Documents - MT-MK005

	<p>MEETION MT-GM23 Gaming Mouse User Manual: Features, Specifications, and Support</p> <p>Comprehensive user manual for the MEETION MT-GM23 gaming mouse. Covers installation, features, technical specifications, button descriptions, warranty information, and technical support contact details.</p>
	<p>MEETION MK006Pro Mechanical Keyboard User Manual Features, Specs, Functions</p> <p>Detailed user manual for the MEETION MK006Pro mechanical keyboard. Learn about its special features, technical specifications, multimedia functions, RGB backlight controls, and support information.</p>
	<p>MEETION MT-GM19P Gaming Mouse User Manual</p> <p>User manual for the MEETION MT-GM19P Gaming Mouse, covering installation, special features, technical specifications, button descriptions, general information, and warranty terms.</p>
	<p>Meetion MT-K4130 Wireless Keyboard User Guide and Setup</p> <p>Comprehensive guide for the Meetion MT-K4130 Wireless Keyboard, covering setup, function keys, precautions, and technical support.</p>
	<p>Meetion MT-C4130 Wireless Keyboard and Mouse Combo User Manual</p> <p>User guide for the Meetion MT-C4130 wireless keyboard and mouse combo, detailing setup, function keys, and usage instructions for optimal performance.</p>
	<p>Meetion MK009 Mechanical Keyboard User Manual</p> <p>Official user manual for the Meetion MK009 mechanical keyboard, detailing features, specifications, multimedia functions, and rainbow backlight customization. Includes technical support and warranty information.</p>