

ACT AC7049

ACT AC7049 USB-A and USB-C 11-in-1 Docking Station

User Manual

Model: AC7049 | Brand: ACT

1. INTRODUCTION

The ACT AC7049 Dual Monitor Docking Station transforms your laptop into a complete workstation. This versatile 11-in-1 docking station allows you to connect up to two Full HD displays (max. 2048 x 1152 resolution) to your laptop via HDMI, using a single USB-C/A cable. It expands your laptop's connectivity with a Gigabit LAN port, microphone and headphone jacks, and six additional USB ports. Featuring DisplayLink® technology, it ensures advanced screen display on both MacOS and Windows computers.

2. KEY FEATURES

- **Dual Monitor Support:** Connect up to two external displays with HDMI ports, supporting resolutions up to 2048x1152@60Hz.
- **Universal Compatibility:** Works with laptops featuring a USB-C or USB-A 3.2 Gen1 (USB 3.0) port, compatible with MacOS and Windows thanks to DisplayLink technology.
- **Extensive Connectivity:** Includes 2x HDMI, 1x Gigabit Ethernet, 3x USB-A 3.2 Gen 1 (one with fast charging), 4x USB-A 2.0, and 3.5mm audio jacks for microphone and headphones.
- **Flexible Placement:** Designed for both vertical and horizontal placement to optimize desk space and port accessibility.
- **USB Charging Port:** Dedicated USB port for charging smartphones and tablets.

3. PACKAGE CONTENTS

Please check the package for the following items:

- ACT AC7049 Docking Station
- USB-C/A 3.2 Gen1 Connection Cable (USB-A to USB-C)
- Power Adapter
- Vertical Stand



Including USB-A to C Cable

Image: The ACT AC7049 Docking Station shown with its included USB-A to USB-C connection cable and power adapter, highlighting the components provided in the package.

4. SETUP GUIDE

4.1. Connecting the Power Adapter

1. Connect the power adapter to the DC 5V input port on the back of the AC7049 docking station.
2. Plug the power adapter into a wall outlet. The docking station will power on.

4.2. Connecting to Your Laptop

1. Use the provided USB-C/A 3.2 Gen1 connection cable. Connect the USB-B end to the corresponding port on the docking station.
2. Connect the other end (USB-A or USB-C, depending on your laptop's port) to an available USB 3.2 Gen1 (USB 3.0) or USB-C port on your laptop.

4.3. Driver Installation (DisplayLink)

The AC7049 utilizes DisplayLink technology for extended monitor functionality. Drivers are typically installed

automatically on most operating systems. If not, please follow these steps:

1. Visit the official DisplayLink website (www.displaylink.com/downloads) to download the latest drivers for your operating system (Windows or MacOS).
2. Install the downloaded driver package and follow the on-screen instructions.
3. Restart your computer if prompted.



Image: The official DisplayLink 'Plug and Display' logo, indicating the technology used for multi-monitor support.

5. OPERATING INSTRUCTIONS

5.1. Connecting External Displays

1. Connect your HDMI monitors to the two HDMI ports on the back of the docking station.
2. Once connected, your operating system should detect the new displays. You can configure display settings (extend, mirror, primary display) through your computer's display settings.

Mirror your content



Extend your content

Available for Windows & Mac thanks to DisplayLink Technology



Image: A visual representation of the docking station enabling both 'Mirror your content' and 'Extend your content' display modes across a laptop and two external monitors.

5.2. Connecting USB Peripherals

- **Front USB Ports:** Two USB-A 3.2 Gen1 ports (one with fast charging capability) are located on the front for easy access to frequently used devices like USB drives, smartphones, or tablets.
- **Rear USB Ports:** Four USB-A 2.0 ports are located on the back for connecting peripherals such as keyboards, mice, printers, or other less frequently connected devices.

5.3. Network Connection

Connect an Ethernet cable from your router or network switch to the Gigabit Ethernet port on the docking station. Your laptop will automatically gain wired network access.

5.4. Audio Connections

Connect your headphones and/or microphone to the dedicated 3.5mm audio jacks on the front of the docking station.



Image: An isometric diagram showcasing the comprehensive connectivity of the ACT AC7049, demonstrating how a laptop, two monitors, a keyboard, mouse, network cable, headphones, and a smartphone can all be connected simultaneously.

6. PLACEMENT OPTIONS

The ACT AC7049 docking station offers flexible placement options to suit your workspace:

- **Vertical Placement:** Use the included stand to position the docking station vertically. This saves desk space and provides easy access to all ports.
- **Horizontal Placement:** The docking station can also be placed horizontally if preferred.



Image: The ACT AC7049 Docking Station positioned vertically on its stand, highlighting its compact design and accessible ports.

7. MAINTENANCE

To ensure optimal performance and longevity of your ACT AC7049 Docking Station, follow these maintenance guidelines:

- **Cleaning:** Use a soft, dry cloth to clean the exterior of the docking station. Avoid using liquid cleaners or aerosols, as they may damage the device.
- **Ventilation:** Ensure the docking station is placed in a well-ventilated area to prevent overheating. Do not block any ventilation openings.
- **Storage:** When not in use for extended periods, store the docking station in a cool, dry place away from direct sunlight and extreme temperatures.
- **Cable Management:** Keep cables organized and free from kinks or excessive bending to prevent damage to the cables and ports.

8. TROUBLESHOOTING

If you encounter issues with your ACT AC7049 Docking Station, please refer to the following common troubleshooting steps:

- **No Display Output:**
 - Ensure the docking station is powered on and correctly connected to your laptop.
 - Verify that the HDMI cables are securely connected to both the docking station and the monitors.
 - Check your laptop's display settings to ensure the external monitors are detected and configured correctly (e.g., extended or mirrored).
 - Reinstall or update the DisplayLink drivers from www.displaylink.com/downloads.
 - Try connecting one monitor at a time to isolate the issue.
- **USB Devices Not Working:**
 - Ensure the docking station is properly connected to your laptop and powered.
 - Try connecting the USB device directly to your laptop to confirm it is functional.
 - Connect the USB device to a different USB port on the docking station.
 - Restart your laptop.
- **No Network Connection:**
 - Verify the Ethernet cable is securely connected to both the docking station and your router/switch.
 - Check your laptop's network settings to ensure the wired connection is enabled.
 - Test the Ethernet cable with another device if possible.
- **Audio Not Working:**
 - Ensure headphones/microphone are fully plugged into the correct 3.5mm jacks.
 - Check your laptop's sound settings to ensure the docking station's audio output/input is selected as the default device.

9. SPECIFICATIONS

Feature	Specification
---------	---------------


Feature	Specification
Model Number	AC7049
Brand	ACT
Color	Black
Connectivity Technology	USB-A, USB-C
Video Output	2 x HDMI (Max. 2048 x 1152 @ 60Hz)
USB Ports	3 x USB-A 3.2 Gen 1 (5Gbps, 1x Fast Charging), 4 x USB-A 2.0 (480Mbps)
Network Port	1 x Gigabit Ethernet (RJ45)
Audio Ports	1 x 3.5mm Headphone Jack, 1 x 3.5mm Microphone Jack
Compatible Devices	Laptop, Computer (with USB 3.2 Gen1 / USB 3.0 or USB-C port)
Operating System Support	Windows, MacOS (via DisplayLink)
Dimensions (L x W x H)	10.9 x 6 x 18.1 cm (approx.)
Item Weight	317 Grams




10. WARRANTY AND SUPPORT

ACT products are designed for reliability and adhere to international standards and EU legislation. The ACT AC7049 Docking Station comes with a manufacturer's warranty, typically ranging from 2 to 5 years. For specific warranty details and support, please refer to the official ACT website or contact your retailer. For technical support or further inquiries, please visit the official ACT connectivity website:www.act-connectivity.com


© 2023 ACT. All rights reserved. DisplayLink® is a registered trademark of Synaptics Inc.

Related Documents

	<p>ACT AC7049 USB-C Dual Monitor Docking Station - EU Declaration of Conformity</p> <p>Official EU Declaration of Conformity for the ACT AC7049 USB-C Dual Monitor Docking Station. This document confirms compliance with key EU directives such as EMC, LVD, RoHS, ERP, and POP, providing technical details and manufacturer information.</p>
---	--

	<p>ACT AC7049 USB-C Dual Monitor Docking Station Quick Install Guide</p> <p>Concise installation guide for the ACT AC7049 USB-C Dual Monitor Docking Station, covering setup for Windows and macOS, including driver installation and necessary permissions.</p>
	<p>ACT AC1615 USB-C M.2 NVMe/PCIe SSD Enclosure - Tool-Free, 10Gbps</p> <p>Discover the ACT AC1615, a tool-free, screwless USB-C M.2 NVMe/PCIe SSD enclosure. Features 10Gbps SuperSpeed USB 3.2 Gen2, aluminum construction for heat dissipation, and broad compatibility. Includes USB-C to USB-C cable and USB-A adapter.</p>
	<p>ACT AC7600 4K HDMI USB-C Video Capture Card Quick Install Guide</p> <p>Concise installation guide for the ACT AC7600 4K HDMI USB-C Video Capture Card, detailing connection steps for PCs, monitors, and various input sources.</p>


Documents - ACT – AC7049



[\[pdf\]](#) User Manual Installation Guide Guide

Manual Quick Install Guide USB C or A Docking Station for 2 HDMI monitors DisplayLink ACT AC7049
R0 20230215 qig ml press act connectivity en us product attachment productId attachmentName |||
1 Windows USB-C Dual Monitor Docking Station Quick Install Snel installeren
Installation rapide ... oads Drivers Caution: Do not connect the docking to your
computer before installing the driver. **AC7049** 3 USB2.0 4 USB2.0 Power LED, Blue
Activity LED, green 5 USB2.0 6 USB2.0 7 USB2.0 EN Yo...


lang:nl score:43 filesize: 1.35 M page_count: 2 document date: 2023-02-16



[ACT AC7049 USB-C Dual Monitor Docking Station Quick Install Guide](#)

Concise installation guide for the ACT AC7049 USB-C Dual Monitor Docking Station, covering setup for Windows and macOS, including driver installation and necessary permissions.


lang:nl **score:32** filesize: 1.16 M page_count: 2 document date: 2022-12-05



[\[pdf\] Catalog](#)

ProductIP B V ERP 2021 ACT AC7049 A4 Index of waroot images manuals solutions catalogue ||| ERP/EC O D ESIG N 2019/1782/EU C O M P L I A N T S T A T E M E N T Compliant with EU 2009/125 EN THE PROD ... Poraba moci pri nicelni obremenitvi GR BG PL Pobr mocy bez obcienia Value and precision **ACT7049** 100-240 50/60 5.0 4.0 20.0 86.03 83.06 0.046 Unit V Hz V A W W EN SIGNED FOR AND ON BEH...

lang:i-klngon **score:32** filesize: 272.89 K page_count: 1 document date: 2022-12-13




[\[pdf\] User Manual](#)

ProductIP B V Manual ERP USB C or A Dual Monitor Docking Station ACT AC7049 ac7049 20230215

erp ml act connectivity en us product attachment productId attachmentName |||

ERP/EC O D ESIG N 2019/1782/EU C O M P L I A N T S T A T E M E N T Compliant with EU ... r SE Modellnummer FI Mallinnumero SI Stevilka modela GR BG PL Numer modelu Value and precision **ACT7049** EN Input voltage NL Voedingsspanning FR Tension d entre IT Tensione d ingresso ES Voltaje de...

lang:i-klngon **score:32** filesize: 272.64 K page_count: 1 document date: 2023-02-15




[pdf] User Manual Installation Guide

ACT USB C Dual Monitor Docking Station 908446 Download the manual act usb c dual monitor docking station manuals coolblue nl 21 |||

1 Windows USB-C Dual Monitor Docking Station Quick Install Snel installeren Installation rapide ... oads Drivers Caution: Do not connect the docking to your computer before installing the driver. **ACT7049** 3 USB2.0 4 USB2.0 Power LED, Blue Activity LED, green 5 USB2.0 6 USB2.0 7 USB2.0 EN Yo...

lang:nl **score:30** filesize: 1.08 M page_count: 2 document date: 2021-10-20



[pdf] Declaration of Conformity

ProductIP B V Declaration of conformity Confirmity ACT USB C or A Dual Monitor Docking Station

Intronics BV AC7049 ac7049 r0 20211115 doc ml intronics nl en us product attachment productld attachmentName |||

EU DECLARATION OF CONFORMITY In accordance with EN ISO/IEC 17050-1 22

PAP EN THIS DECLARATION ... acturer ACT Koolhovenstraat 1E 3772 MT

Barneveld The Netherlands EN Article number Description **ACT7049** USB-C Dual Monitor Docking Station NL Artikelnummer Omschrijving **ACT7049** USB-C Dual Di...

lang:en **score:28** filesize: 1.09 M page_count: 2 document date: 2021-11-15



ACT AC7049 USB-C Dual Monitor Docking Station - EU Declaration of Conformity

Official EU Declaration of Conformity for the ACT AC7049 USB-C Dual Monitor Docking Station. This document confirms compliance with key EU directives such as EMC, LVD, RoHS, ERP, and POP, providing technical details and manufacturer information.

lang:en **score:25** filesize: 635.3 K page_count: 2 document date: 2023-01-18

[illegible][illegible]

[\[pdf\]](#) Decleration of Conformity

ProductIP B V EU Declaration of conformity USB C or A Docking Station for 2 HDMI monitors DisplayLink

ACT AC7049 ac7049 20230628 doc ml act connectivity en us product attachment productId

attachmentName ||

EU DECLARATION OF CONFORMITY In accordance with EN ISO/IEC 17050-1 EN

THIS DECLARATION OF CONFORM ... ummer NO rtikkelnummer SE Artikelnummer

FI Artikkelinumero SI Stevilka BG GR PL Numer artykułu **AC7049** EN Description

USB-C Dual Monitor Docking Station NL Omschrijving USB-C Dual Display Dockin...

lang:en score:25 filesize: 638.24 K page count: 2 document date: 2023-06-28

[\[pdf\]](#)

v1act connectivity content files images experience ACT dockingstation whitepaper EN spread ||

CONNECTIVITY SOLUTIONS why do you need a Docking station in this issue: all

about the benefits an ... eeenns CHOKOIESSE JYEOUR DOCKING STATION

number of screens 1 AC7091 AC7092 AC7095 AC8125 1 2 **AC7049** AC7150 AC7160

AC7093 mst docking 2 AC7013 mst adapter 3 AC7048 3 macOS windows

connectio...

lang:en score:17 filesize: 1.62 M page count: 6 document date: 2025-01-17

[\[pdf\]](#) Decleration of Conformity

ProductIP B V EU DECLARATION OF CONFORMITYAC7049 USB C Docking station universal doppio

display Dual Display ACT Koolhovenstraat 1E 3772 MT Barneveld The Netherlands act 91lx 3jZvOLm

media amazon images | 91x 3iZvOL ref dp product quick view ||

EU DECLARATION OF CONFORMITY In accordance with EN ISO/IEC 17050-1 EN

THIS DECLARATION OF CONFORM ... ummer NO rtikkelnummer SE Artikelnummer

FI Artikkelinumero SI Stevilka BG GR PL Numer artykułu **AC7049** EN Description

USB-C Dual Monitor Docking Station NL Omschrijving USB-C Dual Display Dockin...

lang:en score:16 filesize: 638.24 K page_count: 2 document date: 2023-06-28