

## Manuals+

[Q & A](#) | [Deep Search](#) | [Upload](#)

[manuals.plus](#) /

› [FLEXISPOT](#) /

› [FLEXISPOT Enhanced Standing Desk User Manual](#)

### FLEXISPOT EC5S-FR+PR1808-Black

# FLEXISPOT Enhanced Standing Desk

## USER MANUAL

Model: EC5S-FR+PR1808-Black

### Product Overview

The FLEXISPOT Enhanced Standing Desk is an electric, motorized, height-adjustable desk designed to promote a healthy work-life balance. It features a robust dual-motor system and a three-section leg design, offering a wide height adjustment range from 62 cm to 127 cm. This desk is suitable for users ranging from 110 cm to 203 cm in height.

Key features include:

- **Wide Height Adjustment:** From 62 cm to 127 cm, accommodating various user heights.
- **Powerful Dual Motor System:** Ensures smooth and quick height transitions with a lifting speed of 3.5 cm/s.
- **High Load Capacity:** Supports up to 160 kg, ideal for multiple monitors and heavy equipment.
- **Smart Control Panel:** Features three programmable memory height presets and a timed reminder function for regular movement.
- **Anti-Collision System:** Automatically stops and retracts when an obstacle is detected, preventing damage and injury.
- **Durable and Certified Materials:** FSC-certified desktop meeting E0 environmental standards, ensuring safety and sustainability.



Figure 1: FLEXISPOT Enhanced Standing Desk, highlighting its robust design and 160kg load capacity.

# EASIEST ASSEMBLY



Top-notch assembly  
instructions



Assembled in  
**20-25 minutes**



Assembly  
tools included



High-quality  
packaging




Figure 2: Available desktop options and material certifications, including FSC-certified wood.

## Safety Warnings

Please read and understand all safety warnings before operating the desk to prevent injury or damage to the product.

- **Collision Protection:** The desk is equipped with an anti-collision system. If an obstacle is detected during movement, the tabletop will stop and retract slightly. Do not intentionally obstruct the desk's movement.
- **Overload Warning:** Do not exceed the maximum load capacity of 160 kg. Overloading can damage the motor and frame.
- **Children and Pets:** Keep children and pets away from the desk during operation. Moving parts can cause injury.
- **Power Supply:** Ensure the power cord is properly connected and not damaged. Do not operate the desk with a damaged cord or plug.
- **Level Surface:** Always operate the desk on a stable and level surface to prevent tipping.
- **Clearance:** Ensure there is adequate clearance around the desk when adjusting height to avoid pinching or crushing objects or body parts.



## Setup and Assembly

The FLEXISPOT Enhanced Standing Desk is designed for easy assembly. All necessary tools and detailed instructions are included in the packaging. Typical assembly time is approximately 20-25 minutes.

1. **Unpack Components:** Carefully remove all parts from the packaging. Verify that all components listed in the assembly instructions are present.
2. **Assemble Frame:** Follow the step-by-step instructions to assemble the desk frame, including the three-section lifting columns and crossbars.
3. **Attach Desktop:** Securely attach the desktop to the assembled frame using the provided screws.
4. **Connect Control Panel and Power:** Connect the control panel and power supply according to the wiring diagram in the instructions.
5. **Cable Management:** Use the included cable management accessories to organize and secure all cables.



Figure 3: Desk components laid out for assembly, illustrating the ease of setup with included tools and clear instructions.

# STABIL UND LANGLEBIG



Lifting Columns  
**3**



Height Adjustmen  
**62-127cm**



Fatigue Test Validated  
**20,000+**



Removable Foot  
Caps for Casters

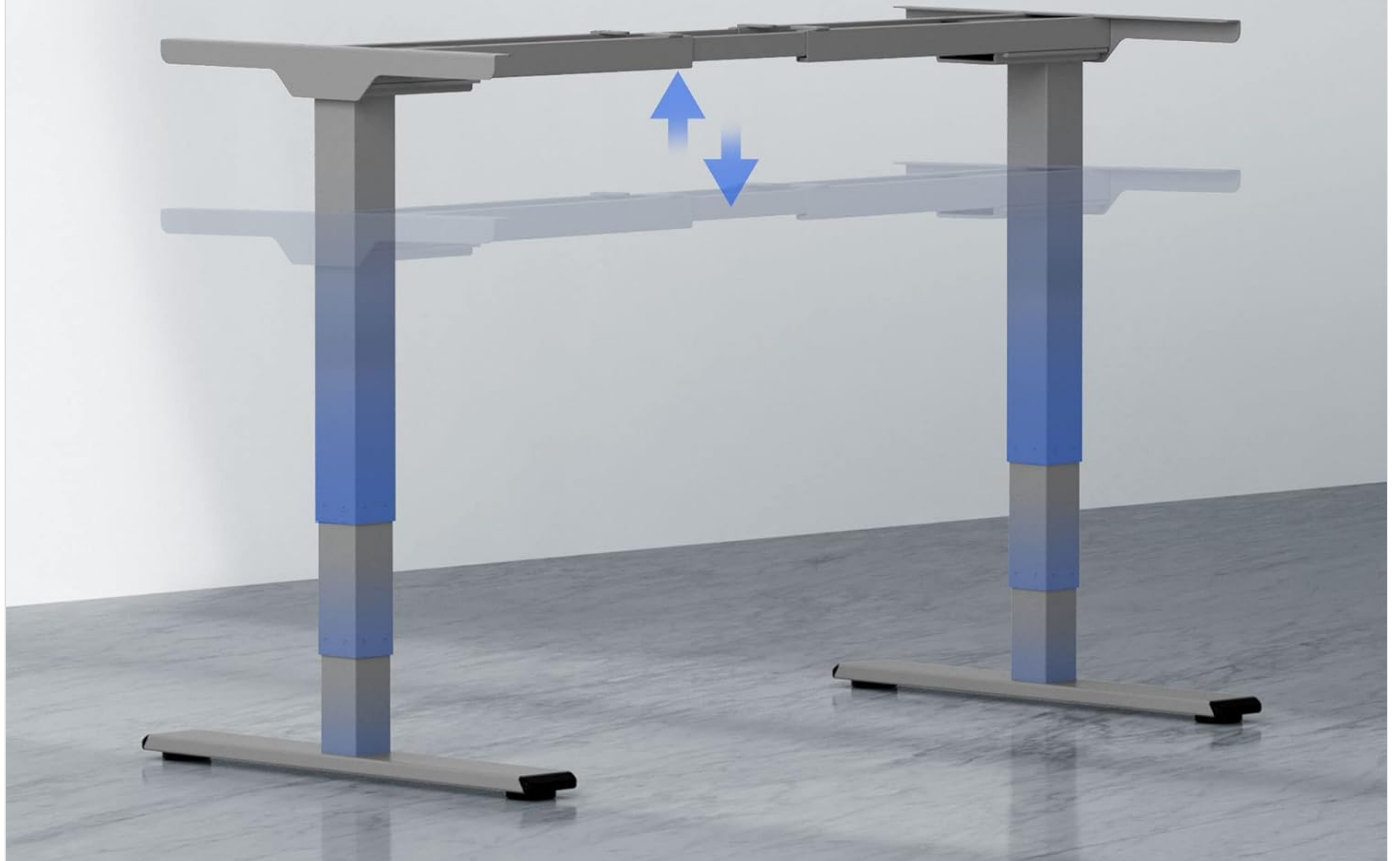


Figure 4: Illustration of the desk's stable and durable design, featuring three lifting columns and a wide height adjustment range.

## Operating Instructions

---

The smart control panel allows for easy and precise height adjustments and includes convenient memory functions.



# MORE OPTIONS. BETTER CHOICE.



Multiple color options



Fully one-piece



FSC-certified



Durable and high-quality



Figure 5: The smart control panel, featuring a digital display, height adjustment buttons, and memory presets.

- **Adjusting Height:** Use the **Up (▲)** and **Down (▼)** arrow buttons on the control panel to raise or lower the desk to your desired height. The current height will be displayed on the digital screen.
- **Setting Memory Presets:**
  - a. Adjust the desk to your preferred height (e.g., sitting height).
  - b. Press the **"M"** button. The display will show **"S-"**.
  - c. Press one of the numbered memory buttons (**"1"**, **"2"**, or **"3"**) within 3 seconds. The height is now saved to that preset.
- **Recalling Memory Presets:** Press the desired numbered memory button (**"1"**, **"2"**, or **"3"**). The desk will automatically move to the saved height.
- **Timed Reminder Function:** The control panel includes a reminder function to prompt you to change positions. Refer to the detailed assembly manual for instructions on how to activate and set the reminder interval.
- **Anti-Collision Feature:** The desk will automatically stop and reverse slightly if it encounters an obstruction during height adjustment. This feature is designed for safety and cannot be disabled.

## Maintenance

Regular maintenance ensures the longevity and optimal performance of your FLEXISPOT standing desk.

- **Cleaning:** Wipe the desk surface and frame with a soft, damp cloth. Avoid using harsh chemicals or abrasive cleaners that could damage the finish.
- **Cable Management:** Periodically check that all cables are securely routed and not pinched or tangled.
- **Fasteners:** Occasionally check all screws and bolts to ensure they are tight. Retighten if necessary.
- **Motor and Frame:** Keep the motor and lifting columns free from dust and debris. Do not lubricate the lifting columns unless specifically instructed by FLEXISPOT support.

## Troubleshooting

If you encounter any issues with your desk, refer to the following common troubleshooting steps:

Problem	Possible Cause	Solution
Desk does not move.	Power cord disconnected, motor error, or overload.	Check power connection. Unplug and replug the desk. Reduce weight on the desk. Refer to the full manual for error codes.
Desk moves unevenly.	Uneven load, loose connections, or calibration issue.	Distribute weight evenly. Check all frame connections. Perform a reset/calibration as per the detailed manual.
Anti-collision activates frequently.	Obstruction in path, or sensitivity setting.	Ensure clear path for desk movement. Check the detailed manual for anti-collision sensitivity adjustment (if available).

For more complex issues or error codes not listed, please consult the comprehensive user manual provided with your product or contact FLEXISPOT customer support.

## Specifications

Detailed technical specifications for the FLEXISPOT Enhanced Standing Desk (Model: EC5S-FR+PR1808-Black).

Feature	Detail
Brand	FLEXISPOT
Model Number	EC5S-FR+PR1808-Black
Color	Grey + Black
Material	Metal (Frame), Engineered Wood (Top)
Desk Design	Standing Desk
Shape	Rectangular
Height Adjustment Range	62 cm - 127 cm
Lifting Columns	3 Sections
Motor Type	Dual Motor

Feature	Detail
Max Load Capacity	160 kg
Lifting Speed	3.5 cm/s
Special Features	Electric, Adjustable, Memory Presets, Reminder Function, Anti-Collision
Certifications	IGR, CE, TÜV, FSC (for desktop)
Frame Width Compatibility	110-170 cm
Tabletop Compatibility (Width x Depth)	120-200 cm x 60-80 cm




Figure 6: Adjustable frame range and compatible tabletop dimensions.



# Upgraded Design: Now Supports up to **160KG** !




Figure 7: Illustration of the upgraded load capacity, now supporting up to 160 kg.

## Warranty and Support

---

FLEXISPOT is committed to providing high-quality products. This desk has undergone extensive testing, including over 20,000 stress tests, and holds European certifications such as IGR, CE, and TÜV, ensuring its safety and durability.

For warranty information, technical support, or any inquiries, please contact FLEXISPOT customer service through their official website or the retailer where you purchased the product. Please have your model number (EC5S-FR+PR1808-Black) and purchase details ready when contacting support.