

Manuals+

[Q & A](#) | [Deep Search](#) | [Upload](#)

[manuals.plus](#) /

› [ZURU](#) /

› [ZURU ROBO Alive Lurking Lizard Series 3 Green Robotic Toy Instruction Manual](#)

ZURU 38508

ZURU ROBO Alive Lurking Lizard Series 3 Green Instruction Manual

Brand: ZURU

Model: 38508

INTRODUCTION

The ZURU ROBO Alive Lurking Lizard Series 3 Green is a robotic toy designed to mimic the rapid movement of a real lizard. This manual provides essential information for setting up, operating, and maintaining your new robotic pet.



Image: The ZURU ROBO Alive Lurking Lizard Series 3 Green, showcasing its vibrant green color and frilled neck.

SAFETY INFORMATION

WARNING: This product contains small parts which may pose a choking hazard. Not suitable for children under 3 years of age. Adult supervision is recommended during play.

WHAT'S IN THE BOX

- 1 x ROBO ALIVE LURKING LIZARD SERIES 3 GREEN



Image: The ZURU ROBO Alive Lurking Lizard Series 3 Green shown in its retail packaging.

SETUP

Battery Installation

1. Locate the battery compartment on the underside of the lizard.
2. Using a small screwdriver, open the battery compartment cover.
3. Insert 2 x AA batteries, ensuring correct polarity (+/-).
4. Securely close the battery compartment cover with the screwdriver.



Image: The underside of the ZURU ROBO Alive Lurking Lizard, highlighting the battery compartment and on/off switch.

OPERATING INSTRUCTIONS

1. **Power On:** Locate the ON/OFF switch on the lizard's underside and slide it to the "ON" position.
2. **Movement:** Once powered on, the lizard's hind legs will activate, causing it to sprint forward with realistic, rapid movements. Its lifelike rubber tail will also wiggle as it moves.
3. **Light-Up Mouth:** The Series 3 Lurking Lizard features a light-up LED mouth, which activates during operation.
4. **Pausing Movement:** To temporarily pause the lizard's movement, gently tilt its head upwards. This action will stop the running, allowing you to pick it up.
5. **Optimal Surface:** For best performance, operate the lizard on hard, flat surfaces such as hardwood floors. While it can move on shorter pile carpets, its speed and movement may be reduced.
6. **Power Off:** To conserve battery life, always slide the ON/OFF switch to the "OFF" position when not in use.

MAINTENANCE

Cleaning

Wipe the lizard with a damp cloth to remove dust or dirt. Do not submerge the toy in water, as this may damage the electronic components.

Battery Replacement

When the lizard's movement becomes sluggish or the lights dim, it's time to replace the batteries. Follow the battery installation steps in the "Setup" section.

TROUBLESHOOTING







Problem	Solution
Lizard does not move or lights do not work.	Ensure the ON/OFF switch is in the "ON" position. Check if batteries are installed correctly with proper polarity. Replace old batteries with new 2 x AA batteries.
Lizard moves slowly or gets stuck.	Ensure the lizard is operating on a hard, flat surface. Check for any obstructions in the lizard's path or around its legs. Replace batteries if they are low.

SPECIFICATIONS

- **Model Number:** 38508
- **Product Dimensions:** 4.29 x 14.06 x 2.36 inches
- **Item Weight:** 12.5 ounces
- **Recommended Age:** 3 years and up
- **Batteries:** 2 AA batteries required (not included)
- **Manufacturer:** Zuru

WARRANTY AND SUPPORT

For warranty information or product support, please refer to the contact details provided on the product packaging or visit the official ZURU website. Keep your purchase receipt as proof of purchase.

	<p>Pets Alive Polly The Surprise Magic Bird - Interactive Toy Instructions</p> <p>Step-by-step guide for ZURU's Pets Alive Polly The Surprise Magic Bird toy, detailing setup, interactive features, and play modes.</p>
	<p>ZURU Mini Brands Mini Convenience Store Assembly Instructions</p> <p>Comprehensive assembly guide for the ZURU Mini Brands Mini Convenience Store playset. Learn how to build the store structure, shelves, checkout counter, and various accessories. Features multilingual instructions and details on collecting Mini Brands items.</p>
	<p>ZURU Pets Alive Mama Turtle Surprise (9560) - Interactive Robotic Toy Turtle</p> <p>Explore the ZURU Pets Alive Mama Turtle Surprise (Model 9560), an interactive robotic toy turtle that hatches baby turtles. Features swimming, land movement, and repeatable play. Ideal for children.</p>
	<p>ZURU Pets Alive Chirpy Birds - Interactive Sound Toy</p> <p>Discover the ZURU Pets Alive Chirpy Birds, a fun electronic toy figurine with sound and 2 songs. Suitable for children, this red bird toy is a great addition to any collection.</p>
	<p>Pets Alive 9542 Interactive Toy Dog - ZURU</p> <p>Detailed specifications for the ZURU Pets Alive 9542 interactive toy dog, including features, dimensions, battery requirements, and safety warnings. Suitable for ages 3 and up.</p>
	<p>Pets Alive Magic Bunnies - Interactive Toy Rabbit by ZURU</p> <p>Discover the Pets Alive Magic Bunnies, an interactive plush toy rabbit from ZURU. Features include lights, sounds, and soft plush material. Suitable for children aged 3+.</p>