

## Manuals+

[Q & A](#) | [Deep Search](#) | [Upload](#)

[manuals.plus](#) /

- › [Blue Wave](#) /
- › [Blue Wave NL202-40 Heavy Gauge Canyon Round Overlap Steel Wall Swimming Pool Liner User Manual](#)

### Blue Wave NL202-40

# Blue Wave NL202-40 Heavy Gauge Canyon Round Overlap Steel Wall Swimming Pool Liner User Manual

Model: NL202-40

## INTRODUCTION

The Blue Wave NL202-40 Canyon Overlap Pool Liner is designed to provide a durable and aesthetically pleasing surface for your above-ground swimming pool. Inspired by natural riverbed stones, this heavy-gauge vinyl liner features a unique mosaic pattern with vibrant colors, enhancing your pool's appearance. It is engineered with UV inhibitors to resist fading and damage from harsh pool conditions, ensuring long-lasting performance. The welded seams contribute to a smooth finish and superior durability.






Image: The distinctive Canyon pattern of the pool liner, showcasing its stone and tile design.

## SETUP AND INSTALLATION

This overlap style liner is designed for straightforward installation, making it accessible for most pool owners. Proper preparation of the pool base and walls is crucial for a successful installation and to maximize the liner's lifespan.

### Pre-Installation Steps:

- Ensure the pool base is level, smooth, and free of any sharp objects or debris.
- Inspect the pool walls for any sharp edges or protrusions that could damage the liner.
- Verify the pool dimensions match the liner's intended size (15-FT Round, 48-54 inch depth).

### Liner Placement:

1. Carefully unfold the liner in the center of the pool, ensuring it is evenly distributed.
2. Begin securing the liner over the top edge of the pool wall, allowing for sufficient overlap. The flexible overlap style accommodates various pool shapes and sizes, ensuring a snug and secure placement.

3. Smooth out any wrinkles from the center outwards as you secure the liner.
4. Once the liner is securely in place, begin filling the pool with water. As the water level rises, continue to smooth out any remaining wrinkles.




Image: The Canyon pool liner seamlessly installed in an above-ground pool, highlighting its aesthetic integration.



## 15-FT ROUND

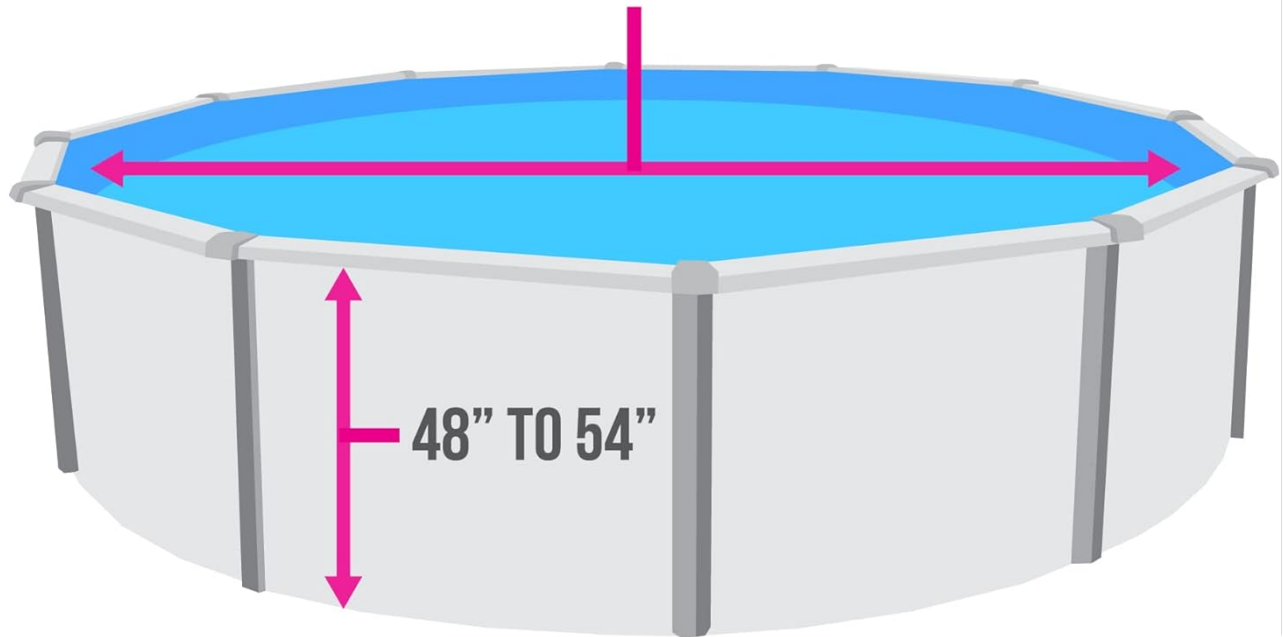


Image: A visual representation of a 15-foot round pool, indicating the compatible depth range of 48 to 54 inches for this liner.

### OPERATING AND FEATURES

The Blue Wave Canyon Pool Liner functions as the primary water containment barrier for your above-ground pool, while also providing a visually appealing interior. Its design incorporates several features for enhanced performance and longevity.

- **Heavy-Gauge, Premium Vinyl:** Crafted for maximum durability and longevity, offering excellent resistance to wear and tear.
- **UV Inhibitors:** Protects the liner against fading and damage caused by prolonged exposure to sunlight and harsh pool chemicals.
- **Welded Seams:** Ensures a smooth and sleek surface, contributing to the liner's overall durability and providing years of reliable service.
- **Natural Aesthetic:** The Canyon pattern, with its mosaic of multi-colored rocks and deep blue tiles, creates a dynamic and natural look for your pool.



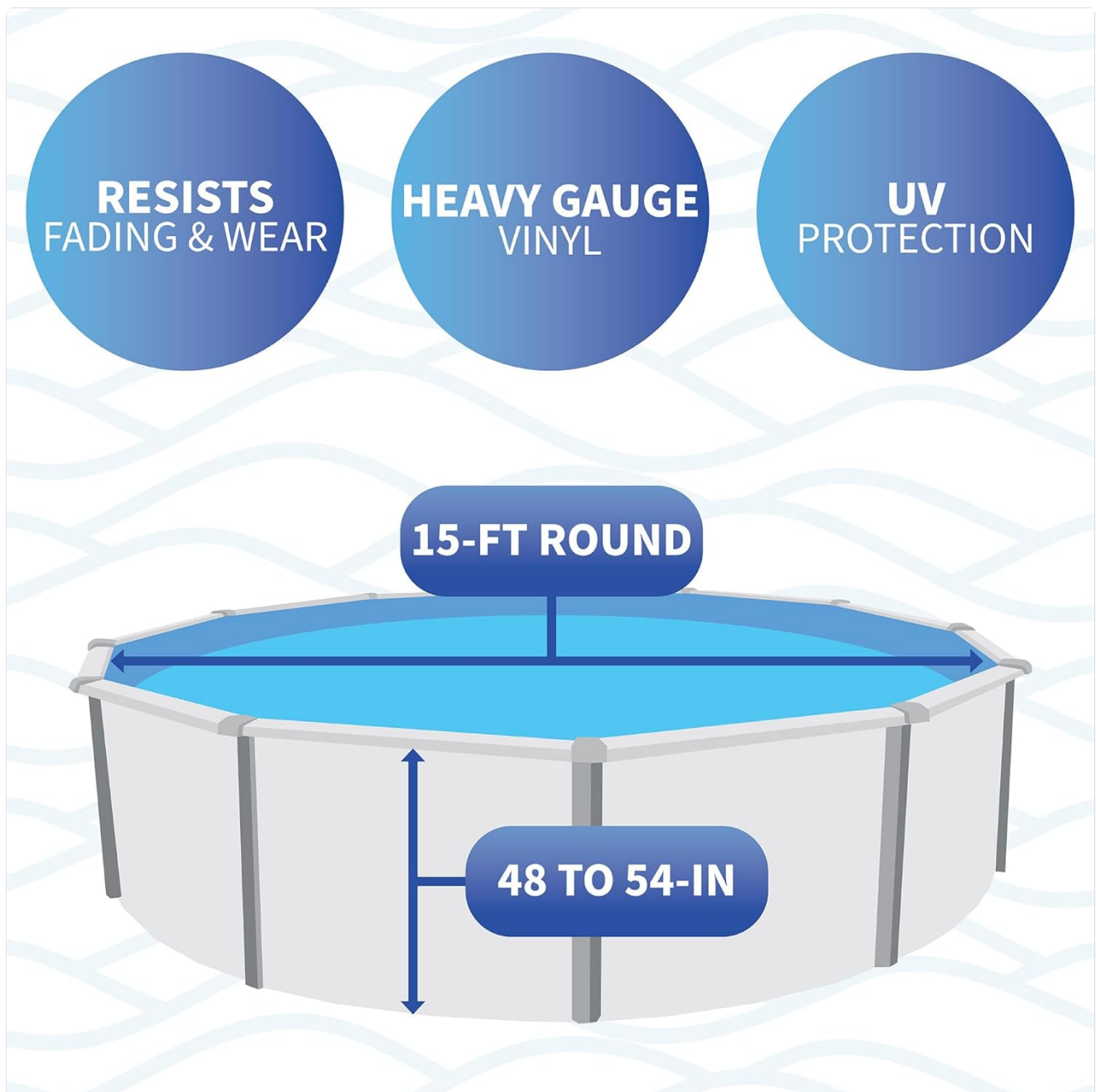


Image: An infographic highlighting the liner's resistance to fading and wear, heavy gauge vinyl material, and UV protection, along with its compatibility with 15-foot round pools.

## MAINTENANCE

Proper maintenance is essential to extend the life and preserve the appearance of your Blue Wave pool liner.

- **Water Chemistry:** Regularly test and balance your pool's water chemistry (pH, alkalinity, chlorine levels) to prevent damage to the liner material. Imbalanced chemicals can cause premature aging or discoloration.
- **Cleaning:** Clean the liner regularly to prevent algae and dirt buildup. Use soft brushes or sponges and pool-safe cleaning agents. Avoid abrasive cleaners or sharp tools that could scratch or puncture the vinyl.
- **Protect from Sharp Objects:** Keep sharp objects, toys, or debris out of the pool that could potentially puncture or tear the liner.
- **Winterization:** Follow proper winterization procedures for your pool to protect the liner from freezing temperatures and ice expansion.

## TROUBLESHOOTING

While the Blue Wave Canyon Pool Liner is designed for durability, minor issues may occasionally arise. Here are some common concerns and potential solutions:

Problem	Possible Cause	Solution
Wrinkles in Liner	Improper installation, uneven base, or water pressure issues.	During initial fill, smooth wrinkles from center outwards. For existing wrinkles, try partially draining and refilling while smoothing, or consult a pool professional.
Water Loss (Leak)	Puncture, tear, or issue with plumbing/fittings.	Inspect liner for visible damage. Use a leak detection kit. Small punctures can often be repaired with a vinyl patch kit. For larger damage or persistent leaks, professional repair or replacement may be necessary.
Discoloration/Stains	Improper water chemistry, mineral deposits, or organic debris.	Adjust water chemistry. Use a pool stain remover specifically designed for vinyl liners. Regular cleaning helps prevent buildup.


If you encounter issues that cannot be resolved with these steps, please contact Blue Wave customer support.

## SPECIFICATIONS

Attribute	Detail
Brand	Blue Wave
Model Number	NL202-40
Material	Heavy-Gauge Vinyl
Color	Canyon (Multi-colored stones with deep blue tiles)
Pool Type Compatibility	15-FT Round Above-Ground Pools
Pool Depth Compatibility	48 to 54 inches
Liner Style	Overlap
Special Features	UV Inhibitors, Welded Seams
Item Weight	41.9 Pounds
UPC	672875004515

## WARRANTY INFORMATION

The Blue Wave NL202-40 Canyon Overlap Steel Wall Swimming Pool Liner is backed by a **25-year warranty**. This warranty covers defects in materials and workmanship under normal use and service conditions. Please retain your proof of purchase for any warranty claims. For full details regarding warranty coverage, terms, and conditions, refer to the documentation included with your product or contact Blue Wave customer support.



15-FT ROUND POOL



TREATED WITH U.V. INHIBITORS



HEAVY GAUGE OVERLAP



YEAR WARRANTY

Image: A summary of key product features including the 25-year warranty.

## CUSTOMER SUPPORT

For further assistance, technical support, or warranty inquiries regarding your Blue Wave NL202-40 Pool Liner, please contact Blue Wave Products customer service. You can also visit the official Blue Wave store on Amazon for more product information and resources.

**Blue Wave Store:** [Blue Wave Products on Amazon](#)