

WingHome WingHome Cellular

WingHome Cellular Trail Camera User Manual

MODEL: WINGHOME CELLULAR

1. Introduction

The WingHome Cellular Trail Camera is an unmonitored camera designed to automatically capture the movement of people or animals in the wild. It utilizes heat-triggered sensing technology to automatically capture high-resolution images and smooth video clips, making it easy for hunters or observers to understand the movement of their prey.

This manual provides detailed instructions for setting up, operating, maintaining, and troubleshooting your WingHome Cellular Trail Camera to ensure optimal performance and longevity.

2. Key Features

- **Outstanding Imaging:** Equipped with 60 pieces of 940nm No-Glow IR LEDs for discreet night vision. Captures 24MP photos and 1080P HD videos. Features a rapid 0.4s trigger speed, a 20m detection range, and a 52-degree wide-angle lens for comprehensive coverage.
- **Flexible Data Plan:** Access 100 free photos monthly without additional cost. Includes a SIM card with pay-as-you-go, monthly, or annual subscription options to suit your needs. No activation fees. Operates on 4G LTE (AT&T) technology for efficient data transfer. Images and video clips are sent directly to your mobile app, allowing remote monitoring regardless of your location.
- **Easy Setup & Support:** Quick setup in minutes using the provided quick start guide. Download the WingHome Cam app and scan the QR code to activate the camera via its 2.4-inch LCD screen. Customize shooting modes directly from the mobile app. Benefit from our 7x24 customer success team for any assistance. Package includes a 32GB SD card and a mounting strap.
- **Waterproof & Reliable Design:** Boasts an IP66 waterproof standard, ensuring reliable operation in temperatures ranging from -25°C to 60°C. Built robustly to withstand various outdoor weather conditions. Its compact, fast, and camouflaged design allows the camera to blend seamlessly with its natural

surroundings.

- **Advanced AI Recognition:** Features excellent AI recognition capabilities, enabling you to quickly identify specific animals from hundreds of captured photos, significantly saving review time. Request a data package to retrieve high-resolution images and videos directly to your mobile app, reducing the need for frequent site visits. Compatible with the WingHome solar panel (sold separately) to extend battery life and reduce costs.

3. Package Contents

Please verify that all the following items are included in your package:

- WingHome Cellular Trail Camera
- Antenna
- SIM Card
- USB Cable
- Mounting Strap
- 32GB SD Card



Figure 3.1: Package Contents

4. Setup Guide

1. **Insert SIM Card:** Locate the SIM card slot on the camera. Carefully insert the provided SIM card into the slot until it clicks into place. Ensure the SIM card is oriented correctly as indicated by the diagram near the slot.
2. **Insert SD Card:** Open the SD card slot cover. Insert the 32GB SD card into the designated slot. Push it gently until it locks. Close the cover securely to maintain waterproofing.
3. **Install Batteries:** Open the battery compartment. Insert the required batteries (not included, typically AA or specific rechargeable packs) according to the polarity markings. Close the compartment firmly.
4. **Attach Antenna:** Screw the antenna onto the designated port on the camera until it is finger-tight.
5. **Download WingHome Cam App:** Scan the QR code provided in the quick start guide or search for "WingHome Cam" in your mobile app store (iOS or Android) and download the application.

6. **Activate Camera:** Open the WingHome Cam app. Follow the in-app instructions to add your camera. This typically involves scanning a QR code displayed on the camera's 2.4-inch LCD screen or entering its serial number.
7. **Mount Camera:** Use the included mounting strap to secure the camera to a tree or pole at the desired location. Ensure the camera is stable and pointed towards the area you wish to monitor.



Figure 4.1: Camera and App Setup Overview

5. Operating Instructions

5.1. Basic Operation

- **Power On/Off:** Use the power switch located inside the camera compartment to turn the camera on or off.

- **Mode Selection:** Use the camera's internal LCD screen and navigation buttons to select between photo, video, or hybrid (photo + video) modes.
- **Trigger Speed:** The camera features a fast 0.4-second trigger speed, ensuring minimal delay between motion detection and image capture.
- **Detection Range:** The camera can detect motion up to 20 meters away.


5.2. Advanced Features via App

- **Remote Configuration:** Once connected, you can adjust all camera settings remotely via the WingHome Cam app, including resolution, video length, time-lapse settings, and more.
- **Image and Video Retrieval:** Captured photos and videos are automatically sent to your mobile app. You can view thumbnails and request high-resolution versions as needed.
- **AI Recognition:** Utilize the AI Album Gallery feature within the app to quickly sort and identify specific animals from your captured images, saving significant review time.
- **Night Vision:** The 940nm No-Glow IR LEDs provide clear night vision without emitting a visible flash, ensuring animals are not startled.




Figure 5.1: Imaging Capabilities


940NM IR LEDs Night Vision



40-44PCS



50-55 PCS



**WingHome
60PCS**

Figure 5.2: Night Vision Performance



Figure 5.3: AI Recognition Feature

FREE PLAN

GET 100 FREE PICS EVERY MONTH.

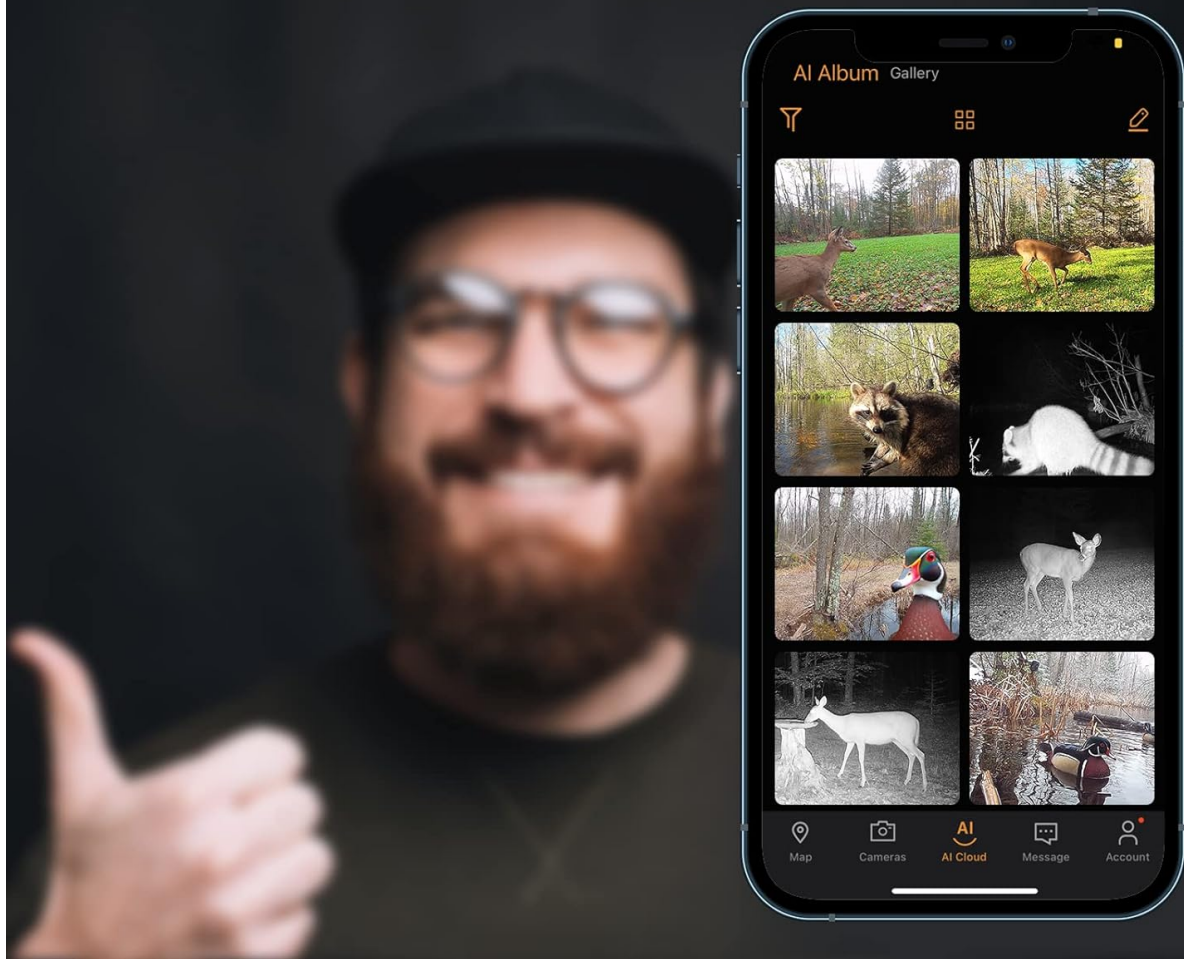


Figure 5.4: Free Plan Overview

6. Maintenance

- **Waterproofing:** The camera is IP66 waterproof, meaning it is protected against powerful water jets and dust. Ensure all covers (battery, SD card, USB) are securely closed to maintain this rating.
- **Temperature Range:** The camera is designed to operate reliably in temperatures between -25°C and 60°C. Avoid exposing the camera to temperatures outside this range for extended periods.
- **Cleaning:** Use a soft, dry cloth to clean the camera lens and body. Do not use abrasive cleaners or solvents.
- **Battery Management:** Regularly check battery levels via the app. Consider connecting the camera to a WingHome solar panel (sold separately) for continuous power and reduced battery replacement.
- **SD Card Management:** Periodically format the SD card to ensure optimal performance and prevent data corruption. Back up important files before formatting.

CHOOSE YOUR FAVORITE, MODE TO CAPTURE ANY ANIMAL.



Figure 6.1: Weather Resistance

7. Troubleshooting

Problem	Possible Cause	Solution
Camera not powering on	Low or dead batteries; Incorrect battery installation; Power switch off.	Replace batteries; Check battery polarity; Turn power switch to ON.
No images/videos captured	SD card full or corrupted; Motion sensor blocked; Incorrect settings; Detection range too far.	Format or replace SD card; Clear sensor area; Check app settings; Adjust camera placement.
Images/videos not sending to app	No 4G signal; SIM card issue; Data plan exhausted; App not connected.	Relocate camera for better signal; Check SIM card insertion; Top up data plan; Reconnect app.

Problem	Possible Cause	Solution
Poor night vision	IR LEDs blocked; Low battery; Object too far.	Clear obstructions; Replace batteries; Ensure target is within 20m range.

If you encounter issues not listed here or require further assistance, please contact our customer support team.

8. Specifications

Feature	Detail
Manufacturer	WingHome
Model Name	WingHome Cellular
Item Weight	531 g
Shipping Dimensions	20.09 x 10.21 x 8.31 cm; 531 grams
Size	1 Count (Pack of 1)
Color	Camouflage pattern
Power Source Type	Solar powered (optional solar panel)
Number of Item Subunits	1
Light Source Type	LED (940nm No-Glow IR)
Plug Type	Wall mount (for power adapter, if used)
Special Features	Night Vision, Motion Sensor, AI Recognition, 4G LTE Connectivity, App Control
Included Components	SD card, Mounting strap, USB cable
True Viewing Angle	52 degrees
Waterproof Rating	IP66
Trigger Speed	0.4 seconds
Photo Resolution	24 Megapixels
Video Resolution	1080P HD
Detection Range	20 meters
Operating Temperature	-25°C to 60°C
UPC	712804870795

9. Warranty and Support

WingHome is committed to providing high-quality products and excellent customer service. Your WingHome Cellular Trail Camera comes with a standard manufacturer's warranty. Please refer to the product packaging or the official WingHome website for specific warranty terms and conditions.

For any technical support, troubleshooting assistance, or inquiries regarding your product, our dedicated **7x24 customer success team** is available to help. You can reach them through the contact information provided on the WingHome Cam app or the official WingHome website.

We are here to ensure you have a smooth and satisfying experience with your WingHome trail camera.