

EKSA H5

EKSA H5 Trucker Bluetooth Headset Instruction Manual

Model: H5 | Brand: EKSA

[Setup](#)

[Operating](#)

[Maintenance](#)

[Troubleshooting](#)

[Specifications](#)

[Warranty](#)

[Support](#)

INTRODUCTION

Thank you for choosing the EKSA H5 Trucker Bluetooth Headset. This manual provides essential information for setting up, operating, and maintaining your headset to ensure optimal performance and longevity. Please read it carefully before use.

WHAT'S IN THE BOX

- EKSA H5 Wireless Headset
- USB Dongle
- Charging Base
- Type-C Charging Cable
- EVA Storage Pouch
- User Manual

Two Connection Mode for Wide Compatibility



Image: The EKSA H5 headset, charging base, USB dongle, and various cables, illustrating the complete package contents.

SETUP

1. Charging the Headset

Before first use, fully charge your EKSA H5 headset. You can charge it using the provided Type-C charging cable directly or by placing it on the charging base.

- **Cable Charging:** Connect the Type-C cable to the headset's charging port and a power source.
- **Charging Base:** Place the headset on the charging base. Ensure the charging contacts align. The base itself connects via a Type-C cable to a power source.

Two Different Charging Methods

- ★ Cable Charging
- ★ Inductive Charging (via charging stand)



Image: Demonstrates both direct USB-C cable charging and inductive charging using the dedicated charging stand.

2. Connectivity Options

The EKSA H5 offers two ways to connect to your devices:

- **Bluetooth Connection:** Pair the headset directly with any Bluetooth-enabled device.
- **USB Dongle Connection:** For stable and adaptable audio transmission, especially with PCs/Laptops, use the included USB dongle.

Two Connection Mode for Wide Compatibility



Image: Visual representation of the two connection modes: Bluetooth for mobile devices and USB dongle for computers.

PC Connection Settings:

1. **USB Dongle Connection:** Plug the USB dongle into your PC/Laptop. The LED indicator on the dongle will show solid blue when paired.
2. **Bluetooth Connection:** Go to PC/Laptop Settings > Bluetooth & other devices. Click "Add Bluetooth or other device," then search for and click "EKSA Telecom H5."
3. **Sound Settings:** In your PC/Laptop Sound settings, set "EKSA Telecom H5" as both the input and output device.

Zoom, Skype & Other Meeting Apps:

In your conferencing application's Audio & Video Settings, select "EKSA Telecom H5" as your Microphone and Speakers.

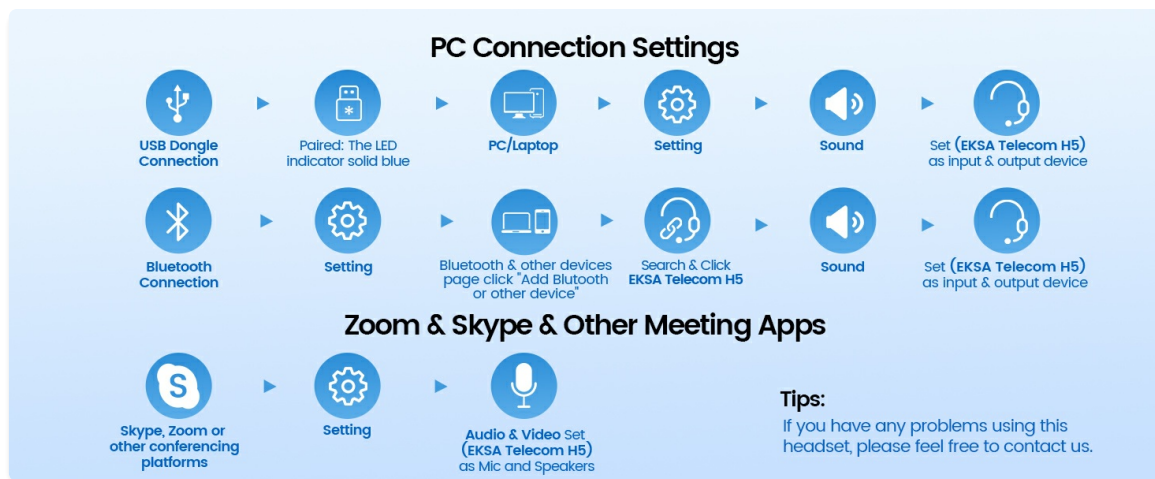


Image: Step-by-step guide for connecting the headset to a PC via USB dongle or Bluetooth, and configuring it for conferencing applications.

3. Wearing the Headset

The EKSA H5 is designed for comfort and flexibility:

- **Adjustable Band:** The headband is stretchable to fit various head sizes.
- **Rotatable Microphone:** The 270° rotatable mic arm allows you to wear the headset on either your left or right ear. Adjust the microphone boom for optimal voice pickup.
- **Comfortable Earpad:** Features breathable ear pads and an anti-slip pad for long-term wearing comfort.



Wear on Left or Right Ear

The flexible microphone can be rotated up to 270°, can be used on both right and left side.

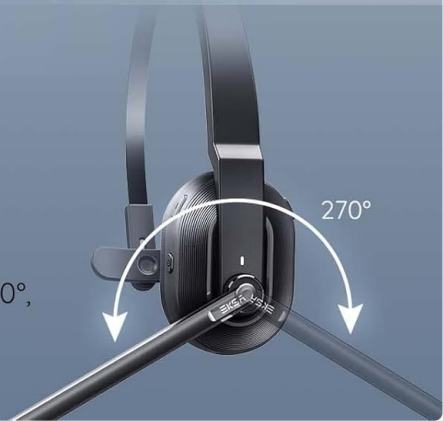


Image: Illustrates the flexibility of the microphone arm and how the headset can be worn on either the left or right ear.

Designed for All-Day Comfort



Image: Highlights the comfort features of the headset, such as its lightweight design, breathable earpad, and adjustable band.

OPERATING THE HEADSET

1. AI-Powered Environmental Noise Cancelling (ENC) Microphone

The headset features an advanced built-in ENC chip that reduces up to 99.6% of background noise, ensuring crystal-clear communication. This is ideal for busy environments like call centers, offices, or home use.

AI-Powered Environmental Noise Cancellation



Image: Explains the AI-powered Environmental Noise Cancellation technology, showing how noise is filtered for clear voice output.

2. Mute Function

A dedicated mute button is located on the microphone boom. Slide the button to mute or unmute your microphone during calls.



Image: Detail of the microphone boom, highlighting the convenient mute button for quick control during conversations.

3. Volume Control

Use the volume up (+) and volume down (-) buttons on the earcup to adjust the audio level.

4. Bluetooth 5.0 and Range

Equipped with a Qualcomm chip and Bluetooth 5.0, the headset provides a fast and stable connection with a range of up to 10 meters (approximately 32 feet).

Built-in Qualcomm Chip Bluetooth 5.0

More accurate algorithms, Rock solid stable connection, High quality call.



Image: Illustrates the Qualcomm Bluetooth 5.0 chip integrated into the headset for stable and high-quality connections.

MAINTENANCE

1. Battery Life and Charging

The EKSA H5 features a 400mAh battery, offering up to 45 hours of music time or 25 hours of talk time. A full charge takes approximately 1.5 hours. The charging base provides a convenient way to keep your headset charged and ready.

Large Battery for Extended Use

Type-C fast charging, charge for 6 minutes, talk for 2 hours.



45 Hours
70% volume
Music Time

25 Hours
70% volume
Talk Time

1.5 Hours
Charging Time

Image: Details the extended battery life for music and talk time, along with the fast charging capability.

2. Storage

When not in use, store the headset in the provided EVA storage pouch to protect it from dust and damage. The charging base also offers a dedicated slot for storing the USB dongle.

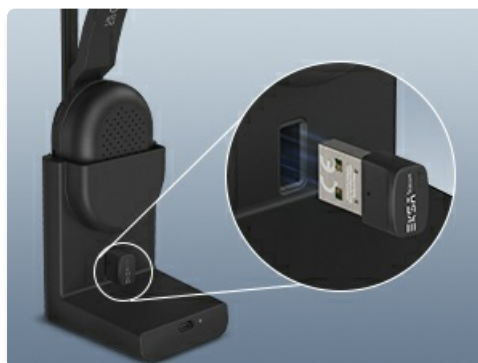


Image: Shows the integrated storage slot for the USB dongle within the charging base, promoting organized storage.

TROUBLESHOOTING

- **Short Battery Life:** If the headset's battery life is significantly shorter than expected (e.g., 2-3 hours instead of 25 hours talk time), ensure it is fully charged before use. Over time, battery

performance may degrade.

- **Microphone Not Working:** If the microphone stops working, try turning the headset off and on again. Ensure the mute button is not activated. Verify that "EKSA Telecom H5" is selected as the input device in your computer's sound settings and conferencing applications.
- **Connectivity Issues:** If experiencing unstable connection or limited range, ensure the headset is within the 10-meter Bluetooth range of your device. For PC connections, try using the USB dongle for a more stable link.
- **Sound Quality Issues:** If sound is scratchy or sub-par, ensure the headset is properly connected and the volume is adjusted appropriately. For music, note that this headset is optimized for calls.
- **Headset Not Fitting Comfortably:** Adjust the stretchable headband to find a comfortable fit. The microphone arm is rotatable to accommodate left or right ear wearing preferences.

If you encounter any persistent issues, please refer to the Support section for contact information.

SPECIFICATIONS

Feature	Detail
Model Name	H5
Brand	EKSA
Connectivity Technology	Wireless (Bluetooth, USB Dongle)
Wireless Communication Technology	Bluetooth 5.0
Bluetooth Range	Up to 29.76 Meters (approx. 10 meters for stable connection)
Noise Control	AI Environmental Noise Cancelling (ENC)
Microphone	270° Rotatable Mic Arm
Battery Life (Talk Time)	25 Hours
Battery Life (Music Time)	45 Hours
Charging Time	1.5 Hours
Item Weight	75 Grams (2.65 ounces)
Earpiece Shape	On Ear
Compatible Devices	Devices with Bluetooth or USB connectivity (PC, Laptop, Smartphone, Tablet)
Included Components	Headset, USB Dongle, Charging Base, Type-C Charging Cable, EVA Storage Pouch, User Manual

Product Dimension



Image: Detailed product dimensions of the EKSA H5 headset for reference.

WARRANTY INFORMATION

Specific warranty details are not provided in the product information. Please refer to the product packaging or the official EKSA Telecom website for the most up-to-date warranty policy.

SUPPORT

For further assistance, technical support, or customer service, please contact EKSA Telecom directly. You can often find support information on the official brand website or through the retailer where you purchased the product.

Online Resources:

- Visit the [EKSA Store on Amazon](#) for product information and updates.

OFFICIAL PRODUCT VIDEOS

Bluetooth Headset for PC

Your browser does not support the video tag.

Video: An official overview demonstrating the EKSA H5 Bluetooth Headset's features and use with a PC.

EKSA Bluetooth Headset with Noise Cancelling Microphone

Your browser does not support the video tag.

Video: Highlights the noise-cancelling microphone capabilities of the EKSA Bluetooth Headset for clear communication.