

MageGee MK-Mini

MageGee MK-Mini 60% Mechanical Gaming Keyboard User Manual

Model: MK-Mini

INTRODUCTION

Welcome to the MageGee MK-Mini 60% Mechanical Gaming Keyboard user manual. This guide provides instructions for setting up, operating, and maintaining your new keyboard, ensuring optimal performance and longevity.



Image: The MageGee MK-Mini 60% Mechanical Gaming Keyboard, showcasing its compact layout and blue LED backlighting.

PACKAGE CONTENTS

- MageGee MK-Mini 60% Mechanical Gaming Keyboard
- Detachable USB Type-C Cable (approx. 1.5m)
- Two Red Keycaps (ESC and Spacebar)
- 2-in-1 Key Puller

MK-MINI

Compact Mechanical Keyboard



61 Keys



Wired



Red Switch



Blue LED Backlit



Detachable
Type-C



Double-Shot
Keycaps



N-Key
Rollover



Non-Slip
Pads




Image: An illustration showing the compact keyboard, detachable Type-C cable, and keycap puller, representing the package contents.

SETUP

1. Connect the detachable USB Type-C cable to the Type-C port located on the keyboard.
2. Plug the other end of the USB cable into an available USB port on your computer (PC or Laptop).
3. The keyboard is plug-and-play; no additional drivers or software are required for basic functionality.

DETACHABLE TYPE-C CABLE

DESIGNED FOR PORTABILITY



1.5m Length

Image: Close-up view of the USB Type-C port on the keyboard and the cable being connected, demonstrating the setup process.


OPERATING INSTRUCTIONS

Keyboard Layout

The MageGee MK-Mini features a 60% ultra-compact layout with 61 keys. This design optimizes desktop space while retaining essential functions through FN key combinations.

60%

ULTRA-COMPACT GAMING KEYBOARD



61 KEYS

Image: A visual comparison illustrating the compact 60% layout of the MK-Mini keyboard next to a standard full-size keyboard outline, highlighting its space-saving design.

Backlight Control

The keyboard features blue LED backlighting with 19 different modes. Use the following key combinations to control the backlight:

- To switch between light modes: Press **Fn** + **|**
- To increase backlight brightness: Press **Fn** + **;**
- To reduce backlight brightness: Press **Fn** + **'**
- To slow down light speed: Press **Fn** + **[**
- To accelerate light speed: Press **Fn** + **]**


GORGEOUS ICE BLUE BACKLIGHT

 +  Switch 19 light modes



 + 
Reduce brightness

 + 
Slow down

 + 
Increase brightness

 + 
Speed up

Image: Diagram showing the key combinations for controlling the blue LED backlight modes, brightness, and speed.

Multimedia Shortcut Keys

The keyboard includes 12 multimedia functions accessible via the **Fn** key.

To activate a multimedia function, hold the **Fn** key and press the corresponding number key (1-12) to achieve the function of F1-F12. For example, **Fn** + **1** activates F1.

12 MULTIMEDIA SHORTCUT KEYS

MEET OFFICE NEEDS AND IMPROVE WORK EFFICIENCY



Image: A visual representation of the keyboard highlighting the FN key and the number keys (1-12) that correspond to F1-F12 multimedia functions.

Keycap Replacement

The package includes two red keycaps (ESC and Spacebar) and a 2-in-1 key puller for customization.

1. Use the key puller to gently remove the existing ESC or Spacebar keycap.
2. Align the new red keycap with the switch stem and press down firmly until it clicks into place.

DOUBLE-SHOT ENCLOSED KEYCAPS

- COMES WITH TWO RED KEYCAPS
- ESC AND SPACE BAR



Image: The MageGee MK-Mini keyboard displaying the optional red ESC and Spacebar keycaps, along with the included key puller.

FEATURES

- **Mechanical Red Switches:** The keyboard is equipped with linear red switches, providing smooth and responsive keystrokes with minimal actuation force. These switches are designed for quiet operation and rapid response.
- **N-Key Rollover:** All 61 keys feature individual switches with full N-key rollover, ensuring that every keystroke is registered accurately, even when multiple keys are pressed simultaneously.
- **Ergonomic Design:** The high and low keycap profile is designed to maintain a natural finger position, reducing hand fatigue during extended use. An anti-slip design prevents the keyboard from shifting.
- **Double-Shot Keycaps:** The keycaps are double-shot enclosed, providing clear and uniform backlighting while ensuring durability and resistance to wear.
- **Detachable Type-C Cable:** The 1.5m USB Type-C cable is detachable, enhancing portability and ease of storage.

OUTEMU LINEAR RED SWITCHES

Smoother, Quieter and Faster



Image: A close-up view of the keyboard showing the red mechanical switches and the key puller, illustrating the switch type.

COMPATIBILITY

The MageGee MK-Mini wired mechanical keyboard is compatible with the following operating systems:

- Win2000
- Win XP
- Win ME
- Vista
- Win7
- Win8
- Linux
- Mac

No specific drivers or software are required for operation.

MAINTENANCE

Cleaning

To clean the keyboard:

1. Disconnect the keyboard from your computer.
2. Use the included key puller to remove keycaps for thorough cleaning if necessary.
3. Wipe the keycaps and keyboard surface with a soft, damp cloth. Avoid excessive moisture.
4. For dust and debris between keys, use compressed air.
5. Ensure all parts are dry before reattaching keycaps and reconnecting the keyboard.

The keycaps are removable for easy cleaning.

TROUBLESHOOTING

- **Keyboard Not Responding:**
 - Ensure the USB Type-C cable is securely connected to both the keyboard and the computer's USB port.
 - Try connecting the keyboard to a different USB port on your computer.
 - Test the keyboard on another computer to rule out system-specific issues.
- **Backlight Not Working or Incorrect:**
 - Verify that the backlight is not turned off or set to the lowest brightness. Use **Fn** + **;** to increase brightness.
 - Cycle through backlight modes using **Fn** + **I**.
- **Keys Not Registering:**
 - Ensure the keycaps are properly seated on their switches.
 - Clean any debris that might be obstructing the switch mechanism.
 - If a specific key consistently fails, it may indicate a hardware issue.

For further assistance, please contact MageGee customer support.

SPECIFICATIONS

Feature	Detail
Model	MK-Mini
Layout	60% (61 Keys)
Switch Type	Mechanical Red Switches
Backlight	Blue LED (19 modes)
Connectivity	Wired USB Type-C
Cable Length	1.5 meters (approx.)
Compatible OS	Win2000, Win XP, Win ME, Vista, Win7, Win8, Linux, Mac







Item Weight	1.52 pounds
Package Dimensions	13.43 x 5.75 x 2.05 inches

WARRANTY AND SUPPORT

For warranty information or technical support, please refer to the official MageGee website or contact their customer service directly. Contact details are typically provided with your product packaging or on the manufacturer's website.

© 2024 MageGee. All rights reserved.

Related Documents - MK-Mini

	<p>MageGee MK-MINI PLUS Mechanical Keyboard User Guide and FCC Statement</p> <p>Comprehensive user guide for the MageGee MK-MINI PLUS Mechanical Keyboard, covering features, specifications, product quality assurance, and FCC compliance information. Includes instructions for wired and Bluetooth modes, key functions, and troubleshooting.</p>
	<p>MAGEGEE MK-STAR75 Mechanical Keyboard User Guide</p> <p>This user guide provides comprehensive details for the MAGEGEE MK-STAR75 Mechanical Keyboard, covering its features like N-key rollover, ergonomic design, and cool lighting, along with multimedia and combination key functions. Specifications and after-sale service information are also included.</p>
	<p>MageGee MK-BOX Mechanical Keyboard User Guide</p> <p>A comprehensive user guide for the MageGee MK-BOX Mechanical Keyboard, detailing its features, specifications, and combination key instructions. Includes information on magnetic switches, hot-swappable capabilities, RGB lighting, and driver usage.</p>
	<p>MageGee SKY87 Mechanical Keyboard User Guide and Warranty</p> <p>Comprehensive user guide for the MageGee SKY87 Mechanical Keyboard, detailing its features, multi-function keys, lighting effects, and warranty information. Includes product specifications and troubleshooting tips.</p>
	<p>MageGee MK-STAR 61 Mechanical Keyboard User Guide</p> <p>Comprehensive user guide for the MageGee MK-STAR 61 mechanical keyboard, covering warranty information, customer details, keyboard features, function key operations, product instructions, specifications, and important precautions.</p>
	<p>Magegeee G-Tanker Wireless Gaming Headset User Guide</p> <p>Official user guide for the Magegeee G-Tanker Wireless Gaming Headset, featuring Bluetooth 5.3, 50mm drivers, and detailed operation, maintenance, and specifications. Includes FCC compliance information.</p>

