

Amazon Echo Pop (1st Generation, 2023 Model)

Amazon Echo Pop User Manual

Model: Echo Pop (1st Generation, 2023 Model)

Brand: Amazon

1. INTRODUCTION

About Your Echo Pop

The Echo Pop is a compact smart speaker with defined sound and Alexa functionalities, ideal for bedrooms and small spaces. Its size allows it to integrate seamlessly into any environment while still standing out.

Control your music with your voice. Ask Alexa to play music, audiobooks, and podcasts from your favorite providers such as Amazon Music, Apple Music, Spotify, and more. You can also connect the Echo Pop via Bluetooth to stream content from your device.

Transform any space into a smart one. Easily control compatible Smart Home devices, such as smart plugs or lights, using your voice or through the Alexa app.

Alexa simplifies your daily life. Ask it to set timers, check the weather, read the news, make calls, answer questions, and much more.

Alexa offers thousands of Skills, constantly increasing, to help you achieve more with minimal effort. For example, you can play relaxing sounds or test your musical knowledge.

The light bar indicates Alexa's status. Alexa only begins processing information when the Echo device detects the activation word "Alexa," and the light bar illuminates blue.

Designed with your privacy in mind, Amazon does not sell your personal information to third parties. The device includes multiple layers of privacy controls, including a button to disable the microphones.

The Echo Pop features a sustainable design: 100% of the fabric is post-consumer recycled yarn, and 80% of the aluminum is recycled. Furthermore, 99% of the packaging is made from wood fiber materials sourced from responsibly managed forests or recycled materials.

2. SETUP GUIDE

What's in the Box

- Echo Pop Device
- White Power Adapter (15 W)
- Quick Start Guide

Initial Setup

1. **Plug in Your Echo Pop:** Connect the included power adapter to your Echo Pop and plug it into a wall outlet. The light ring on the device will turn blue, then orange, indicating it's ready for setup.
2. **Download the Alexa App:** On your mobile device (Fire OS, Android, or iOS), download and install the Amazon Alexa app from your app store.
3. **Connect to Wi-Fi:** Open the Alexa app and follow the on-screen instructions to connect your Echo Pop to your Wi-Fi network. The Echo Pop supports dual-band Wi-Fi (2.4 GHz and 5 GHz) and 802.11a/b/g/n/ac networks. Amazon's Wi-Fi Simple Setup technology simplifies this process.
4. **Placement:** Place your Echo Pop in a central location within your room, away from walls or other objects that might obstruct the sound.



Cabe y destaca en cualquier lugar
(el adaptador de pared se vende
por separado)

The Echo Pop can fit and stand out anywhere (wall adapter sold separately).

3. OPERATING YOUR ECHO POP

Voice Commands

To activate Alexa, simply say the wake word "Alexa." The light bar will illuminate blue, indicating that Alexa is listening. You can then issue commands or ask questions.

- "Alexa, play my favorite song."
- "Alexa, what time is it?"
- "Alexa, what's the weather like today?"
- "Alexa, set a timer for 15 minutes."



Presiona el botón
Activar/Desactivar micrófonos
para desconectarlos

Ask Alexa for the time or any other information.

Music and Audio Playback

The Echo Pop supports streaming from various music services. Simply ask Alexa to play your desired content.

- **Voice Control:** "Alexa, play rock music on Spotify."
- **Bluetooth Streaming:** Enable Bluetooth on your mobile device and say "Alexa, pair Bluetooth." Select "Echo Pop" from your device's Bluetooth settings to connect and stream audio.




Easily control your music with voice commands.

Smart Home Control

Integrate your Echo Pop with compatible smart home devices to control them with your voice or through the Alexa app. The Echo Pop supports Wi-Fi, Bluetooth Low Energy Mesh, and Matter protocols.

- "Alexa, turn on the living room lights."
- "Alexa, dim the bedroom light to 50%."



"Alexa, enciende la luz"

Control your smart home devices with simple voice commands.

Privacy Features

Your Echo Pop is designed with privacy in mind. It includes several features to help protect your personal information:

- **Microphone Off Button:** Press the microphone on/off button located on the top of the device to electronically disconnect the microphones. The light bar will turn red when the microphones are off.
- **Wake Word Technology:** Alexa only begins processing your request after detecting the wake word "Alexa."
- **Voice Recording Management:** You can review and delete your voice recordings at any time through the Alexa app.



“Alexa, ¿qué hora es?”

Press the Activate/Deactivate microphones button to disconnect them.

4. MAINTENANCE

Cleaning Your Echo Pop

To keep your Echo Pop in optimal condition, follow these cleaning guidelines:

- Use a soft, dry, lint-free cloth to gently wipe the exterior of the device.
- Do not use abrasive cleaners, solvents, or harsh chemicals, as these can damage the finish.
- Do not immerse the device in water or expose it to excessive moisture.

5. TROUBLESHOOTING

Common Issues and Solutions

Issue	Possible Solution
Echo Pop is not responding.	Ensure the device is properly plugged into a power outlet. Check the light bar for status indicators. Try unplugging and replugging the device.
Alexa is not hearing my commands.	Check if the microphone off button is pressed (the light bar will be red). Press it again to enable the microphones. Ensure you are speaking clearly and are within range of the device.
Cannot connect to Wi-Fi.	Verify your Wi-Fi network name and password. Ensure your router is working correctly. Check the Alexa app for network settings and troubleshooting steps. The Echo Pop supports 2.4 GHz and 5 GHz Wi-Fi bands.
Bluetooth pairing issues.	Ensure Bluetooth is enabled on your mobile device. Say "Alexa, pair Bluetooth" to put the Echo Pop into pairing mode. Make sure no other devices are currently connected to the Echo Pop via Bluetooth.
Sound quality issues.	Ensure the device is not placed in an enclosed space that might muffle the sound. Adjust the volume using voice commands or the Alexa app.

6. TECHNICAL SPECIFICATIONS

Feature	Description
Size	99 mm x 83 mm x 91 mm (3.9" x 3.3" x 3.6")
Weight	196 g (6.9 oz) (Actual size and weight may vary by manufacturing process)
Audio	1.95" (49.5 mm) front-firing speaker, lossless high-definition audio
Wi-Fi Connectivity	Dual-band Wi-Fi compatible with 802.11 a/b/g/n/ac networks (2.4 and 5 GHz). Does not support ad-hoc (peer-to-peer) Wi-Fi networks.
Smart Home Protocols	Wi-Fi, Bluetooth Low Energy Mesh, and Matter controller
Bluetooth Connectivity	Supports Advanced Audio Distribution Profile (A2DP) for audio streaming from your mobile device to Echo Pop, or from Echo Pop to your Bluetooth speaker. Audio/Video Remote Control Profile (AVRCP) for voice control of connected mobile devices. Voice control is not compatible with Mac OS X devices. Bluetooth speakers requiring PIN codes are not supported.
System Requirements	Echo Pop is ready to connect to your Wi-Fi network. The Alexa app is compatible with Fire OS, Android, and iOS devices; also accessible via a web browser. Some services and Skills may require a subscription or other fees.

Feature	Description
Setup Technology	Amazon's Wi-Fi Simple Setup allows smart devices to connect to Wi-Fi in a few easy steps.
Accessibility Features	Preferred speech speed, Kindle read-aloud, various settings for vision, hearing, motor, and speech needs. Access via Alexa app: Settings → Accessibility.
Privacy Features	Wake word technology, streaming indicators, microphone on/off button, option to review and delete voice recordings, and more.
Language	Alexa speaks Spanish and English.
Software Security Updates	Guaranteed for at least four years after the device is no longer available for sale as a new product.

7. WARRANTY AND SUPPORT

Limited Warranty


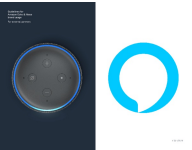
The Amazon Echo Pop includes a 1-year limited warranty and service. The use of the Echo Pop is subject to these terms. Please refer to the quick start guide or the Amazon website for full warranty details.





Customer Support

For further assistance, troubleshooting, or to learn more about your Echo Pop, please visit the Amazon support website or use the help section within the Alexa app.

© 2025 Amazon. All rights reserved.

Related Documents - Echo Pop (1st Generation, 2023 Model)

	Amazon Echo Pop Quick Start Guide A concise guide to setting up and using your Amazon Echo Pop smart speaker with Alexa. Learn about device features, light bar indicators, privacy controls, and voice commands.
	Amazon Echo & Alexa Brand Usage Guidelines for External Partners Official guidelines for external partners on the proper usage of Amazon Echo and Alexa brand assets, including logos, typography, colors, and representation in marketing materials. Ensure brand consistency and integrity.

 <p>The image shows the cover of an Amazon Echo User Guide. It features a red header with the title 'Amazon Echo User Guide: Basic Uses of Amazon Echo Devices'. Below the header, there are two images: a tablet displaying the Alexa app and a black Amazon Echo device. At the bottom, there are logos for 'NIDILRR' and 'TechSage'.</p>	<p>Amazon Echo User Guide: Basic Uses and Features</p> <p>Comprehensive guide to Amazon Echo devices, covering setup, Alexa voice commands, common tasks, and settings for a better user experience.</p>
 <p>The image shows a quick start guide for the Amazon Echo Pop. It includes a diagram of the device and a list of steps for setup and use. The text is in a clean, sans-serif font.</p>	<p>Amazon Echo Pop Quick Start Guide</p> <p>Learn how to set up and use your Amazon Echo Pop smart speaker with Alexa. This guide covers initial setup, understanding the light bar, privacy controls, and various Alexa commands for music, information, and smart home control.</p>
 <p>The image shows a document titled 'Amazon Echo & Alexa Brand Usage Guidelines for Third-Party Marketers'. It contains a list of guidelines for using the Amazon Echo and Alexa brand assets.</p>	<p>Amazon Echo & Alexa Brand Usage Guidelines for Third-Party Marketers</p> <p>Comprehensive guidelines for third-party marketers on the correct usage of Amazon Echo and Alexa brand assets, including logos, voice, messaging, and product representation, to ensure brand consistency and integrity.</p>
 <p>The image shows the cover of an Amazon Echo User Guide. It features a red header with the title 'Amazon Echo User Guide: Mastering Basic Uses'. Below the header, there are two images: a tablet displaying the Alexa app and a black Amazon Echo device. At the bottom, there are logos for 'NIDILRR' and 'TechSage'.</p>	<p>Amazon Echo User Guide: Mastering Basic Uses</p> <p>Learn to use your Amazon Echo device with this comprehensive user guide. Covers basic functions, voice commands with Alexa, device settings, and common tasks for Echo Show and other Amazon Echo models.</p>