

Gigaset A695A

Gigaset A695A DECT Cordless Phone with Answering Machine - User Manual

Model: A695A

1. INTRODUCTION

The Gigaset A695A is a reliable DECT cordless phone designed for daily communication. It offers ease of use and essential functions, including excellent audio quality, a hands-free mode, and a call blocking feature for up to 32 numbers. The integrated answering machine ensures you never miss important calls, providing up to 30 minutes of recording time. This phone is an analog device intended for connection to a standard telephone socket and is not compatible with ISDN or router-based telephony systems.

2. PACKAGE CONTENTS

Please check that all items are present in your package:

- 1x Gigaset A695A Handset
- 1x Base Station with Integrated Answering Machine
- 1x Power Adapter
- 1x Telephone Connection Cable
- 2x AAA Rechargeable Batteries (NiMH)
- 1x Battery Cover
- 1x User Manual (this document)



Figure 2.1: The Gigaset A695A cordless phone handset docked in its base station. The phone is grey with a black screen displaying 'INT', time '06:00', date '09:19', and 'Menu' options. The base station shows a digital display with '26'.

3. SETUP

3.1 Battery Installation

1. Remove the battery cover from the back of the handset.
2. Insert the two AAA rechargeable batteries according to the polarity markings (+/-).
3. Replace the battery cover.

3.2 Connecting the Base Station

1. Connect the telephone connection cable to the designated port on the base station and to your wall telephone socket.
2. Connect the power adapter to the base station and plug it into an electrical outlet.

3.3 Initial Charging

Place the handset in the base station. The handset will begin charging. For optimal battery performance, allow the handset to charge continuously for approximately 8-10 hours before its first use.

3.4 Language Setting

Upon first use, you may need to set the display language. Navigate through the menu options using the navigation keys and select your preferred language (e.g., English).



Figure 3.1: Front view of the Gigaset A695A handset docked in its base station. The handset features a large, high-contrast display and a clear keypad. The base station includes control buttons for the answering machine.

4. OPERATING INSTRUCTIONS

4.1 Basic Call Functions

- **Making a Call:** Enter the phone number and press the green call key ().
- **Answering a Call:** Press the green call key () when the phone rings.
- **Ending a Call:** Press the red end call key ().

4.2 Hands-Free Function

During a call, press the hands-free key (usually indicated by a speaker icon) to activate or deactivate the hands-free mode. This allows you to speak without holding the handset.

4.3 Answering Machine

The integrated answering machine can record messages for up to 30 minutes.

- **Activating/Deactivating:** Use the dedicated button on the base station or through the handset menu.
- **Playing Messages:** Press the play button on the base station or access through the handset menu.
- **Recording an Announcement:** Follow the instructions in the handset menu to record your personal greeting.

4.4 Call Blocking

You can block up to 32 unwanted phone numbers. Access the call blocking feature through the handset menu to add or remove numbers from the block list.

4.5 Volume Adjustment

Adjust the handset volume during a call using the side keys or through the menu settings. The ringtone volume can also be adjusted.

4.6 Phonebook

The phonebook allows you to store up to 100 contacts. Each entry can include a name and phone number. Access the phonebook via the menu to add, edit, or delete entries.



Figure 4.1: A slightly angled view of the Gigaset A695A cordless phone, showing the handset in its charging cradle. The ergonomic design and clear button layout are visible, along with the high-contrast display.

5. MAINTENANCE

5.1 Cleaning

Clean the handset and base station with a soft, damp cloth. Do not use abrasive cleaners or solvents, as these can damage the surfaces.

5.2 Battery Care

Use only the recommended rechargeable AAA (NiMH) batteries. Avoid exposing batteries to extreme temperatures. If the phone will not be used for an extended period, remove the batteries to prevent leakage.

6. TROUBLESHOOTING

If you encounter issues with your Gigaset A695A, please refer to the following common problems and solutions:

Problem	Possible Cause	Solution
No dial tone	Telephone cable not connected properly or power issue.	Check all cable connections. Ensure the power adapter is plugged in.
Poor audio quality	Interference or handset too far from base.	Move closer to the base station. Check for other electronic devices causing interference.
Handset not charging	Handset not correctly placed in cradle or dirty charging contacts.	Ensure the handset is properly seated. Clean the charging contacts on both the handset and base with a dry cloth.
Short battery life	Batteries are old or not fully charged.	Ensure initial charging was completed. Replace old batteries with new rechargeable AAA (NiMH) batteries if necessary.

7. SPECIFICATIONS

Feature	Detail
Brand	Gigaset
Model Number	S30852-H2844-N153
Color	Grey
Connections	DECT
Special Features	Cordless, Answering Machine, High-contrast display, Hands-free function, Call protection
Compatible Devices	GAP-compatible cordless phones
Battery Composition	NiMH (2x AAA included)
Dimensions (L x W x H)	49 x 28 x 155 mm
Answering System Type	Digital
Answering Machine Recording Time	Up to 30 minutes
Standby Time	Up to 180 hours
Talk Time	Up to 14 hours
Phonebook Capacity	100 contacts
Call Blocking Capacity	Up to 32 numbers
ECO DECT Technology	Yes, for reduced energy consumption

Plus Produits

-  **Maîns-libres son HSP™**
-  **Affichage ultra-lisible**
-  **Répertoire 100 contacts**
-  **Autonomie**
Conversation: 14 h - Veille: 180 h
-  **Présentation du Numéro et du Nom**
-  **Blocage d'appels jusqu'à 32 numéros**

Points forts Gigaset

-  **Conçu et fabriqué en Allemagne**
-  **Faible taux de retour SAV**
Réparation en France
-  **Packaging optimisé**
Modes ECO-DECT
-  **Son Haute Qualité**
Technologie brevetée Gigaset avec annulateur d'écho



gigaset.com/fr



Figure 7.1: An overview graphic highlighting key features of Gigaset phones, including HSP hands-free, ultra-readable display, 100-contact phonebook, 14h talk/180h standby autonomy, CLIP (Caller ID), and call blocking for up to 32 numbers. It also mentions 'Made in Germany' quality, low after-sales return rate, optimized packaging, ECO-DECT modes, and High Sound Performance (HSP) technology with echo cancellation.



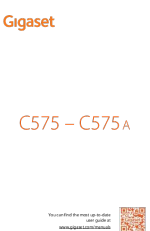

8. WARRANTY AND SUPPORT

The Gigaset A695A is designed and manufactured in Germany, ensuring high quality and reliability. For warranty claims or technical support, please refer to the contact information provided with your purchase documentation or visit the official Gigaset website. Gigaset products are known for their low after-sales return rates and support services. For further assistance, you may visit the [Gigaset Brand Store](#).

© 2023 Gigaset. All rights reserved.

Related Documents - A695A

	<p>Gigaset C470 User Guide: Features and Operation</p> <p>Discover the Gigaset C470 cordless telephone with this user guide. Learn about its features including ECO DECT, SMS, hands-free calling, and setup. Find support information and operational details.</p>
	<p>Gigaset C330 Cordless Phone User Manual: Setup, Features, and Operation</p> <p>Comprehensive user manual for the Gigaset C330 cordless telephone, covering setup, base and handset features, safety, making calls, managing contacts, and settings. Learn how to get the most out of your Gigaset phone.</p>

	<p>Gigaset E560A Cordless Phone User Manual and Guide</p> <p>Explore the Gigaset E560A cordless phone with this comprehensive user manual. Learn about setup, operation, answer machine features, emergency functions, ECO DECT, and troubleshooting. Access the latest guide at www.gigaset.com/manuals.</p>
	<p>Gigaset E630 - E630A User Manual</p> <p>Comprehensive user manual for the Gigaset E630 and E630A cordless telephone system. Covers setup, operation, features, troubleshooting, and technical specifications.</p>
	<p>Gigaset C575 / C575 A Cordless Phone User Manual</p> <p>Comprehensive user guide for the Gigaset C575 and C575 A cordless telephone systems, covering setup, calling, contact management, answering machine, safety, and troubleshooting.</p>
	<p>Gigaset R700H PRO Cordless Phone: Safety, Specifications, and Warranty Information</p> <p>Comprehensive guide to the Gigaset R700H PRO cordless phone, covering safety precautions, technical specifications, warranty details, and manufacturer's advice. Learn about installation, usage, and care.</p>