

Broadlink SC4B4

BroadLink SC4B4 Wireless Smart Button Scene Switch User Manual

Model: SC4B4

1. PRODUCT OVERVIEW

The BroadLink SC4B4 Wireless Smart Button Scene Switch is designed to enhance your home automation experience. Utilizing FastCon technology, this device offers instant pairing, low power consumption, and a stable, gateway-free self-organizing network. It allows you to activate pre-configured scenes and control compatible smart devices with simple button presses.

What's in the Box:

- BroadLink SC4B4 Wireless Smart Button Scene Switch
- 1 x CR2430 Battery (pre-installed or included separately)

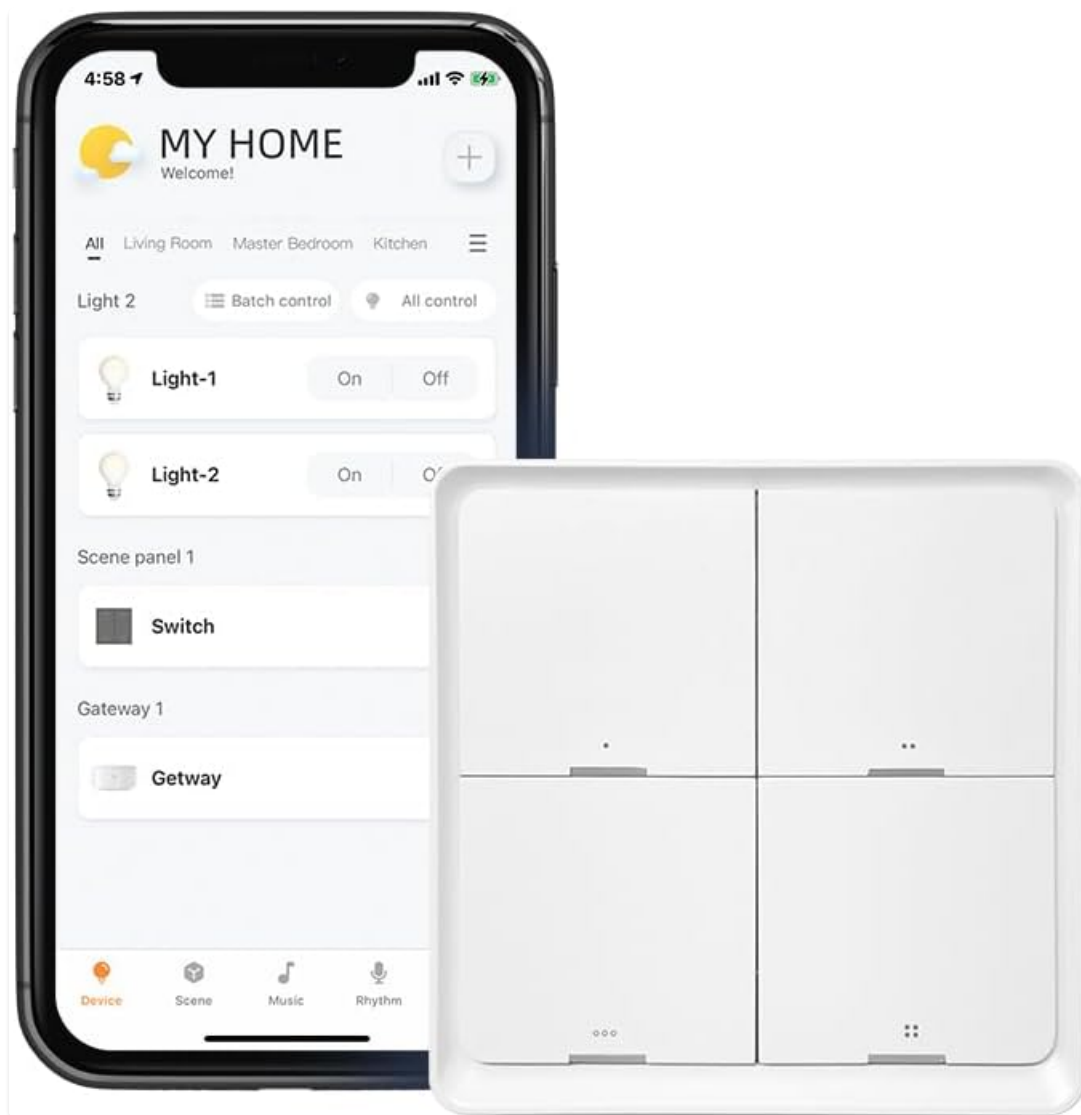


Image 1.1: The BroadLink SC4B4 Smart Button Scene Switch shown alongside a smartphone displaying the BroadLink app interface, illustrating the device and its digital control capabilities.

2. SAFETY INFORMATION

Please read and understand all safety instructions before using this product. Failure to follow these instructions may result in fire, electric shock, injury, or damage to the product or property.

- **Battery Safety:** This device uses a CR2430 coin cell battery. Keep batteries out of reach of children. If swallowed, seek immediate medical attention. Dispose of used batteries properly according to local regulations. Do not expose batteries to excessive heat or direct sunlight.
- **Usage Environment:** Use the device in dry indoor environments only. Avoid exposure to moisture, extreme temperatures, or corrosive substances.
- **Cleaning:** Clean the device with a soft, dry cloth. Do not use liquid cleaners or aerosols.

3. PRODUCT FEATURES

The BroadLink SC4B4 Scene Switch incorporates several features for convenient smart home control:

- **FastCon Technology:** Enables instant pairing, low power consumption, and a stable, self-organizing network without requiring a dedicated gateway.
- **Out-of-Box Use:** Pre-configured for immediate functionality with compatible BroadLink devices.
- **Long Battery Life:** Powered by a replaceable CR2430 battery, offering up to 2 years of operation.

- **One-Tap Scene Setting:** Easily save and activate custom scenes directly from the switch.
- **Auto & One-Step Setup:** Simplified pairing process with the BroadLink FastCon app.
- **Alexa Routine Triggers:** Can be configured to trigger Alexa routines for broader smart home integration.
- **Wireless Dimmer:** Long press buttons 1/2 to adjust the brightness of compatible lights (e.g., BroadLink LB4E26 Smart Bulb).
- **Wireless Color Temperature Control:** Long press buttons 3/4 to tune the color temperature of compatible lights from cool to warm (requires FastCon GW4C bulb or similar).
- **Fully Wireless Installation:** Portable design allows placement anywhere or attachment to surfaces without cables.

FastCon Scene Switch

FastCon Technology:
Instant pairing, low power consumption,
gateway-free, stable self-organizing network



Image 3.1: A diagram illustrating the key features of the BroadLink FastCon Scene Switch, including its wireless capabilities and integration options.

4. SETUP GUIDE

4.1 App Installation

1. Download the **BroadLink FastCon** app from your smartphone's app store (available for Android and iOS).

2. Open the app. Account creation is not required for basic functionality.

4.2 Device Pairing

Ensure the scene switch is within 5 meters of your smartphone during the pairing process.

1. In the BroadLink FastCon app, tap the '+' icon or navigate to the 'Add Devices' option.
2. Press and hold any two diagonal buttons (e.g., Button 1 & 4 or Button 2 & 3) on the scene switch for approximately 4 seconds. All indicator lights on the switch will illuminate, indicating it has entered Bluetooth configuration mode.
3. The device should automatically appear as a pop-up in the app. Follow the on-screen prompts to complete the pairing process.
4. Once paired, assign the switch to a specific room within the app. Each button is associated with a preset scene for that room.

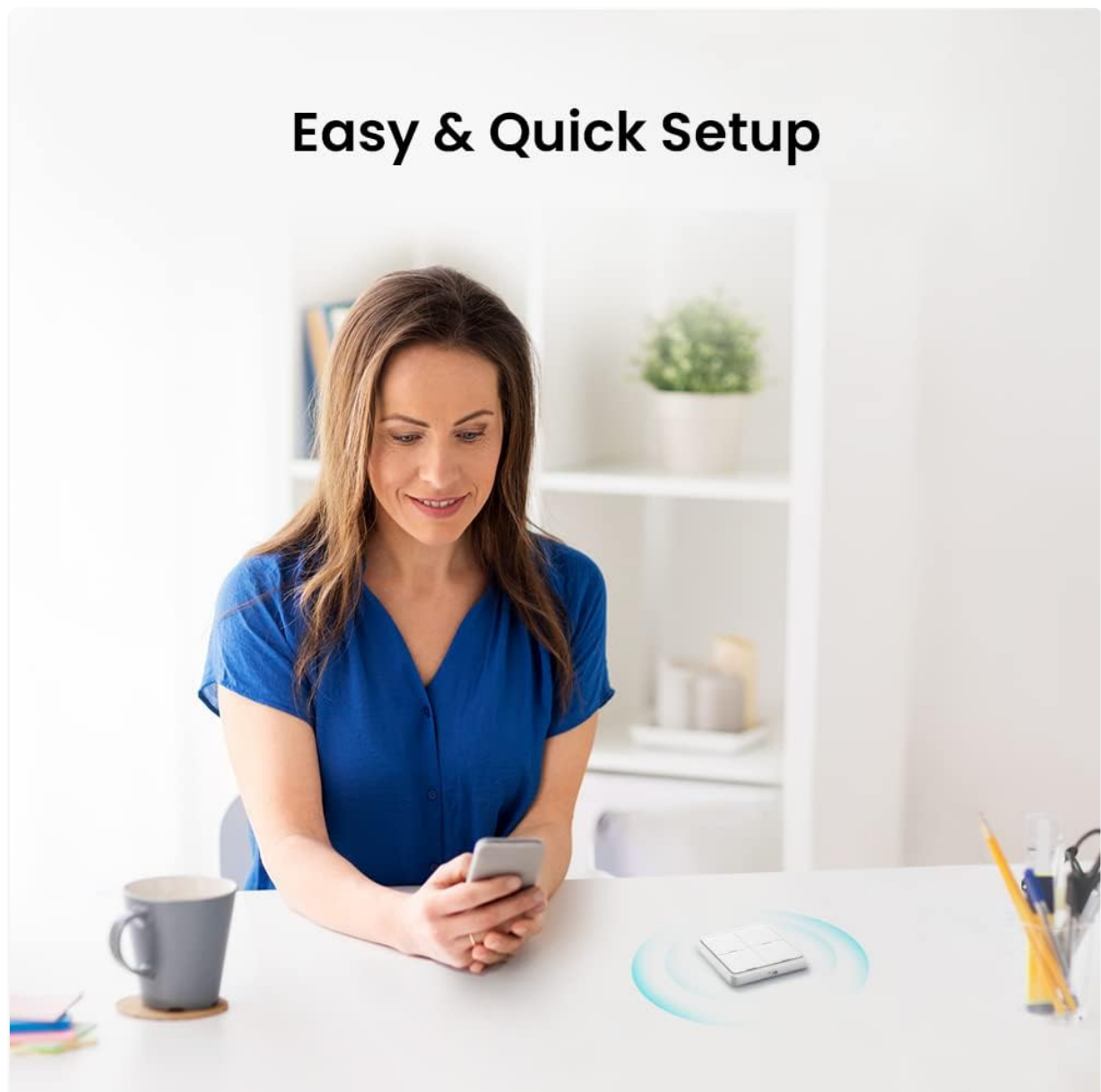


Image 4.1: A user interacting with their smartphone to set up the BroadLink Smart Button Scene Switch, highlighting the ease of the setup process.

5. OPERATING INSTRUCTIONS

5.1 Activating Scenes

After pairing and assigning the switch to a room, each button on the SC4B4 switch is linked to a preset scene. Simply press a button to activate the corresponding scene in the assigned room. These scenes can also be activated via the app.

5.2 Wireless Dimming (with compatible bulbs)

To dim or brighten lights, ensure you are using compatible BroadLink smart bulbs, such as the LB4E26 model.

- **To Dim/Brighten:** Long press Button 1 or Button 2. The brightness of the linked lights will adjust gradually. Release the button when the desired brightness is reached.



Image 5.1: An illustration showing the top two buttons of the BroadLink Smart Button Scene Switch used for wireless dimming of connected lights.

5.3 Wireless Color Temperature Control (with compatible bulbs)

To adjust the color temperature of lights, ensure you are using compatible BroadLink FastCon bulbs, such as the GW4C model.

- **To Tune Color Temperature:** Long press Button 3 or Button 4. The color temperature of the linked lights will shift from cool to warm. Release the button when the desired temperature is reached.

Wireless Color Temp Control

Press buttons to tune lights from warm to cool



Image 5.2: An illustration showing the bottom two buttons of the BroadLink Smart Button Scene Switch used for wireless color temperature control of connected lights.

5.4 Customizing Scenes

You can customize the actions associated with each button within the BroadLink FastCon app. This allows you to create personalized scenes for different activities or moods.

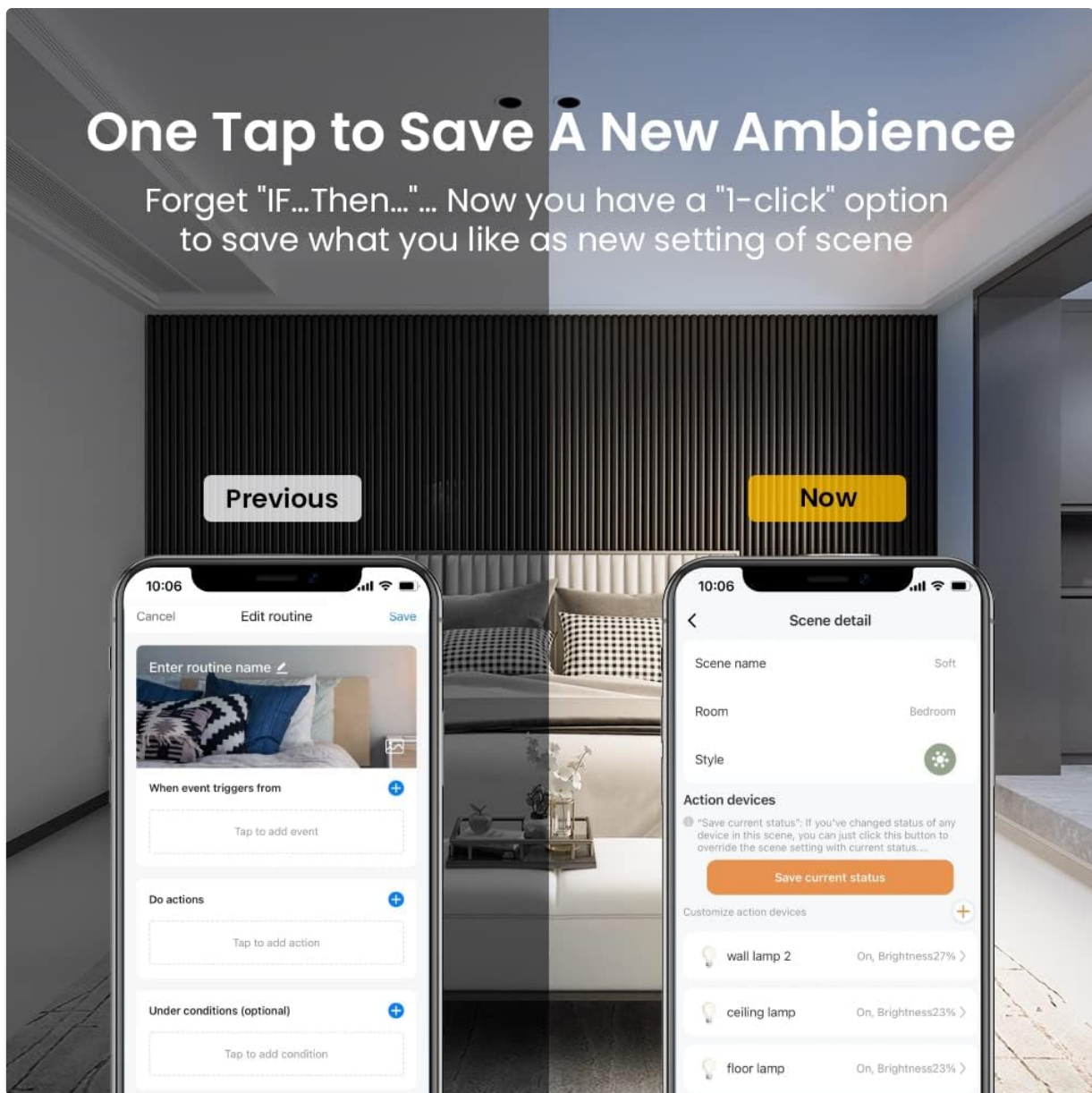


Image 5.3: The BroadLink app interface demonstrating how to save a new ambience or scene with a single tap, allowing for personalized control.

6. MAINTENANCE

6.1 Battery Replacement

The BroadLink SC4B4 uses a CR2430 coin cell battery, which typically lasts up to 2 years. When the battery is low, the device's performance may be affected, or it may stop responding.

1. Locate the battery compartment on the side or back of the scene switch.
2. Use a small tool (e.g., a flathead screwdriver) to gently open the compartment.
3. Remove the old CR2430 battery.
4. Insert a new CR2430 battery, ensuring the positive (+) side is facing up.
5. Close the battery compartment securely.

Long Battery Life

Replaceable cell battery lasting up to 2 years



Image 6.1: An illustration depicting the BroadLink Smart Button Scene Switch and its CR2430 coin cell battery, emphasizing its long operational life.

6.2 Cleaning

To maintain the appearance and functionality of your scene switch, wipe it regularly with a soft, dry cloth. Do not use abrasive cleaners, solvents, or chemical sprays.

7. TROUBLESHOOTING

• Device not pairing:

- Ensure the scene switch is within 5 meters of your smartphone during pairing.
- Verify that the battery is correctly installed and has sufficient charge.
- Confirm that Bluetooth is enabled on your smartphone.
- Try restarting the BroadLink FastCon app and repeating the pairing steps.

- **Buttons not responding:**
 - Check the battery level and replace if necessary.
 - Ensure the switch is still paired with the app and assigned to a room.
 - Verify that the target smart devices (e.g., bulbs) are powered on and connected to the BroadLink ecosystem.
- **Dimming or color temperature control not working:**
 - Confirm that you are using BroadLink FastCon compatible bulbs (e.g., LB4E26 for dimming, GW4C for color tuning).
 - Ensure the bulbs are properly paired and responsive within the BroadLink app.
- **Alexa integration issues:**
 - Ensure your BroadLink account is correctly linked to your Alexa account.
 - Verify that the scenes or routines triggered by the switch are properly configured in the Alexa app.
 - Some advanced integrations may require a BroadLink Mini Hub (GW4C) for full functionality.

8. SPECIFICATIONS

Specification	Detail
Model Number	SC4B4
Operation Mode	Manual
Operating Voltage	3 Volts
Contact Type	Normally Open
Connector Type	Wireless (BroadLink FastCon)
Terminal	Wireless
Circuit Type	1-way
Actuator Type	Push Button
Contact Material	Acrylonitrile Butadiene Styrene (ABS)
International Protection Rating	IP00
Number of Positions	4
Controller Type	Android, iOS
Control Method	App
Connectivity Protocol	FastCon
Color	White

Specification	Detail
Wattage	10 watts (for compatible bulbs)
Item Weight	5.3 ounces
Batteries	1 CR2430 battery required (included)
Manufacturer	Hangzhou BroadLink Technology Co., Ltd.

9. WARRANTY AND SUPPORT




BroadLink provides a **1-year warranty** for the SC4B4 Wireless Smart Button Scene Switch.


For technical assistance, BroadLink offers **24/7 unlimited technical support** via messages. Please refer to the BroadLink FastCon app or the official BroadLink website for contact information and additional resources.

Video guides and further information can often be found on the product pages or within the BroadLink support sections online.


© 2025 BroadLink. All rights reserved.

Related Documents - SC4B4

	BroadLink SC4B4 FastCon Scene Switch User Manual User manual for the BroadLink SC4B4 FastCon Scene Switch, detailing its features, installation, and usage for smart home automation. Includes setup, operation, and troubleshooting.
	BroadLink Smart Bulb LB4E26/LB4E27 User Manual User manual for BroadLink Smart Bulb models LB4E26 and LB4E27, covering specifications, product features, installation, usage, and FCC compliance. Learn how to set up and control your smart lighting.
	BroadLink Mini-Hub GW4C: User Manual and Setup Guide Official user manual for the BroadLink Mini-Hub GW4C. This guide provides step-by-step instructions for installation, app setup, pairing with Alexa and Google Home, and voice control features. Learn how to enhance your smart home experience with BroadLink.

<div><div>Inteligentny czujnik do drzwi BroadLink DS4-FC (zestaw z Hub S3)</div><div>Skrócona instrukcja konfiguracji</div><div></div></div>	<div><div>BroadLink DS4-FC: Skrócona Instrukcja Konfiguracji Inteligentnego Czujnika Drzwi</div><div>Przewodnik krok po kroku dotyczący konfiguracji inteligentnego czujnika drzwi BroadLink DS4-FC z Hubem S3. Pobierz aplikację, zeskanuj kod i rozpocznij.</div></div>
<div><div>BroadLink</div><div>Remoto Universal RM4 pro Guía de inicio rápido</div><div><div>web: www.ibroadlink.com e-mail: support@ibroadlink.com Traducción: Broadlink Customer SCS</div></div></div>	<div><div>BroadLink RM4 Pro Universal Remote Quick Start Guide</div><div>Quick start guide for the BroadLink RM4 Pro Universal Remote, detailing setup, app preparation, device addition, integrations with Google/Alexa/IFTTT, FAQs, and important notes.</div></div>
<div><div>BroadLink</div><div>Pilot uniwersalny / Aparatura sterująca BroadLink RM4 Pro Instrukcja obsługi</div></div>	<div><div>BroadLink RM4 Pro Universal Remote Control User Manual</div><div>The BroadLink RM4 Pro is a universal remote and control apparatus designed for smart home integration. This user manual provides detailed instructions for setup, operation, troubleshooting, and important safety information, covering features like IR/RF control, HTS2 sensor cable usage, and compatibility with smart assistants like Alexa and Google Home.</div></div>

Documents - Broadlink – SC4B4



[pdf] User Manual

User Manual BroadLink Fastcon Smart Button Scene Switch SC4B4 Press Buttons to Activate Scenes Works with Bulb LB4E27 Amazon nl Electronics Photo 71x4uqku rL m media amazon images I ||| Gebruikershandleiding Scneschakelaar **SC4B4** www.ibroadlink.com Email: support@ibroadlink.com STAP 1 Installeer APP STAP 2 Apparaat toevoegen STAP 3 Vooraf ingestelde scnes STAP 4 Scne-instelling wijzigen gebruiken Tik op Apparaat toevoegen Scne U kunt op de tikken om de Scan de ... lang:nl **score:40** filesize: 164.74 K page_count: 3 document date: 2023-05-26

Hangzhou BroadLink Technology Co., Ltd.
Unit C, Building 1, No.57 Jiang'er Road, Changhe Street, Binjiang District, Hangzhou, Zhejiang, China
FCC ID: 2ATEV-SC4B4

POWER OF ATTORNEY

DATE: 2022-03-31

Federal Communications Commission
Authorization and Evaluation Division
7435 Oakland Mills Road
Columbia, MD 21046

To Whom It May Concern:

We, the undersigned, hereby authorize BroadLink Technology (Hangzhou) Co., Ltd. (Jiang'er) to act on our behalf, to apply to the Federal Communications Commission on our equipment. Any and all correspondence by BroadLink Technology (Hangzhou) Co., Ltd. (Jiang'er) shall have the same effect as acts of our own.

This is to certify that we are in full compliance with the Anti-Corruption Act.

We, Hangzhou BroadLink Technology Co., Ltd. are not subject to a denial of Federal benefits pursuant to Section 1502 of the Anti-Corruption Act of 1998, 21 USC 8801, and as party to the application is subject to a denial of Federal benefits pursuant to that section.

Sincerely,
Hangzhou BroadLink Technology Co., Ltd.

(Signature)
(Name)
(Title)

[pdf]

sharon POA Letter Hangzhou BroadLink Technology Co Ltd SC4B4 2ATEV 2ATEVSC4B4 sc4b4

Hangzhou BroadLink Technology Co., Ltd. Unit C, Building 1, No.57 Jiang'er Road, Changhe Street, Binjiang District, Hangzhou, Zhejiang, China -----

----- FCC ID2ATEV-**SC4B4** POWER OF ATTORNEY DATE: 2022-03-31 Federal Communications Comm...

lang:en score:38 filesize: 275.36 K page_count: 1 document date: 2022-03-31

1. MAXIMUM PERMISSIBLE EXPOSURE (MPE)

1.1 General Information

Client Information
Applicant: Hangzhou BroadLink Technology Co., Ltd.
Address of Applicant: Unit C, Building 1, No.57 Jiang'er Road, Changhe Street, Binjiang District, Hangzhou, Zhejiang, P.R. China

Manufacturer:
Address of Manufacturer: Hangzhou BroadLink Technology Co., Ltd.
Unit C, Building 1, No.57 Jiang'er Road, Changhe Street, Binjiang District, Hangzhou, Zhejiang, P.R. China

General Description of EUT
Product Name: Scene Switch
Trade Name: /
Model No.: SC4B4
Adding Model(s): SC4, SC4B1, SC4B2
Power Output: 0.125W (CR2430 battery)
Power Adapter: /
FCC ID: 2ATEV-SC4B4
Equipment Type: Fixed device

Technical Characteristics of EUT
Block Class: V4.2 (B1, B2, B3)
Frequency Range: 140-148.5MHz
RF Output Power: 1.0W (CR2430 battery)
Data Rate: 1Mbps
Modulation: GFSK
Quantity of Channels: 40
Channel Separation: 120kHz
Type of Antenna: PCB Antenna
Antenna Gain: 0dB

[pdf] SAR Rating

Microsoft Word RFExposure MPE Administrator RF Exposure Hangzhou BroadLink Technology Co Ltd SC4B4 2ATEV 2ATEVSC4B4 sc4b4

1. MAXIMUM PERMISSIBLE EXPOSURE MPE 1.1 General Information Client

Information Applicant: Address ... 1, No.57 Jiang'er Road, Changhe Street, Binjiang District, Hangzhou, Zhejiang, P.R. China Scene Switch / **SC4B4** SC4, SC4B2, SC4B6

DC3V CR2430 battery / 2ATEV-**SC4B4** Fixed device Technical Characteristics ...

lang:en score:38 filesize: 128.45 K page_count: 3 document date: 2022-04-08

Hangzhou BroadLink Technology Co., Ltd.
Unit C, Building 1, No.57 Jiang'er Road, Changhe Street, Binjiang District, Hangzhou, Zhejiang, China
FCC ID: 2ATEV-SC4B4

Confidentiality Request

To whom it may concern,

Pursuant to Sections 0.457 and 0.459 of the Commission's Rules, we hereby request confidential treatment of the information accompanying this application as outlined below:

☒ Block Diagram ☐ Tune-Up Information
☒ Operational Description ☐ Security Information
☒ Schematics ☐ Software Defined Radio (SDR) Information
☐ Parts List

The above materials contain trade secrets and proprietary information not customarily released to the public. The public disclosure of these materials may be harmful to the applicant and provide unjustified benefits to its competitors.

The applicant understands that pursuant to Section 0.457 of the Rules, disclosure of this application and all accompanying documentation will not be made before the date of the Grant for this application.

Sincerely,
Hangzhou BroadLink Technology Co., Ltd.

(Signature)
(Name)
(Title)


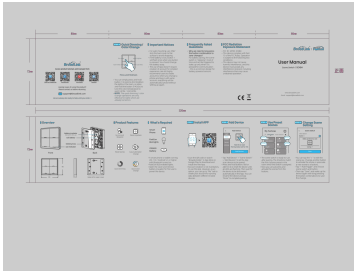
[pdf] Confidentiality Request Letter

Tim Payne Confidentiality Letter Hangzhou BroadLink Technology Co Ltd SC4B4 2ATEV 2ATEVSC4B4 sc4b4

Hangzhou BroadLink Technology Co., Ltd. Unit C, Building 1, No.57 Jiang'er Road, Changhe Street, Binjiang District, Hangzhou, Zhejiang, China

... sion Authorization and Evaluation Division 7435 Oakland Mills Road Columbia, MD 21046 FCC ID: 2ATEV-**SC4B4** Confidentiality Request To whom it may concern, Pursuant to Sections 0.457 and 0.459 of the ...

lang:en score:37 filesize: 180.78 K page_count: 1 document date: 2022-03-31

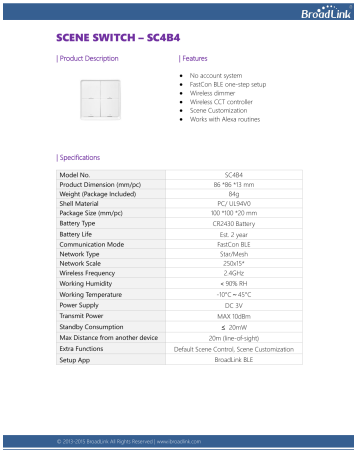


[pdf] User Manual Frequently Asked Questions

SC4B4 BLE BL EN V2 0 2205 User Manual BroadLink FastCon Smart Button Scene Switch Press Buttons to Activate Scenes Support Works with Bulb LB4E27 Home Kitchen 91TQ6Lzi3cL m media amazon images I ||| 80mm 72mm Access product tutorials and manuals from O cial Website Facebook YouTube Twitter H ... is a common design for battery powered sensors. FCC Radiation Exposure Statement FCC ID: 2ATEV-**SC4B4** This device complies with Part 15 of the FCC Rules. Operation is subject to the following two... lang:en score:36 filesize: 948.83 K page_count: 1 document date: 2023-03-21


[pdf] Test Report

Microsoft Word FCC Part 15 247B BLE Administrator Test Report Hangzhou BroadLink Technology Co Ltd SC4B4 2ATEV 2ATEVSC4B4 sc4b4 TEST REPORT Reference No..... : FCC ID : Applicant ... : Test Report Form No. : Test Result..... : WTX22X03033719W 2ATEV-**SC4B4** Hangzhou BroadLink Technology Co., Ltd. Unit C,Building 1,No.57 Jiang er Road,Changhe Street,B... lang:en score:30 filesize: 997.97 K page_count: 35 document date: 2022-04-08



[pdf] Specifications

Shu Fen SCENE SWITCH SC4B4 Global SourcesModel No Product Dimension mm pc 86 *86 *13 Weight Package Included 84g Shell Material PC UL94V0 Size 100 *100 *20 mmK1195307983p globalsources IMAGES PDT SPEC 983 K1195307983 ||| SCENE SWITCH - **SC4B4** Product Description Features No account system FastCon BLE one-step setup Wireless dimmer Wireless CCT controller Scene Customization Works with Alexa routines Specifications Model No. Product Dimension mm/pc Weight Package Included Shell Mat... lang:en score:29 filesize: 123.29 K page_count: 1 document date: 2022-04-22




[pdf] Label

Microsoft Word ANNEX Part 15C Administrator Label Info and Location Hangzhou BroadLink Technology Co Ltd SC4B4 2ATEV 2ATEVSC4B4 sc4b4

Reference No.: WTX22X03033719W Page 1 of 9 ANNEX EXHIBIT 1 - PRODUCT LABELING Proposed FCC ID Label Format FCC ID: 2ATEV-**SC4B4** Specifications:

The label shall be securely affixed to a permanently attached part of the device, in a location where it is visible or easily accessible to the user, and...

lang:i-klngon score:27 filesize: 168.42 K page_count: 1 document date: 2022-04-08





[pdf] Specifications

Shu Fen SMART BULB LB4E27 Global Sources FastCon BLE one step setup Robust mesh networking Preset Scenes Music Sync Smart automations Specifications Model No Lamp Base Shape K1195282075 pdt static globalsources IMAGES PDT SPEC 075 |||

SMART BULB LB4E27 Product Description Features No account system FastCon BLE one-step setup ... c Sync BroadLink BLE 2013-2015 BroadLink All Rights Reserved www.ibroadlink.com SCENE SWITCH **SC4B4** Product Description Features No account system FastCon BLE one-step setup Wireless di...

lang:en score:24 filesize: 198.37 K page_count: 2 document date: 2022-11-04



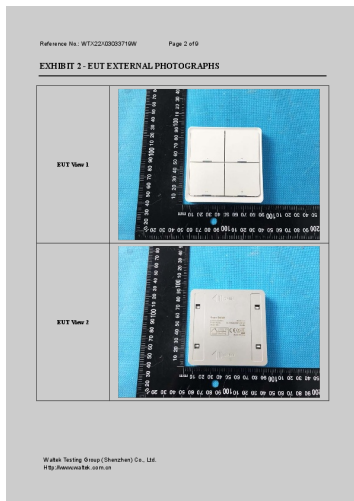


[\[pdf\]](#) Product Photos

Microsoft Word ANNEX Part 15C Administrator TSUP Hangzhou BroadLink Technology Co Ltd SC4B4 2ATEV 2ATEVSC4B4 sc4b4

Reference No.: WTX22X03033719W Page 7 of 9 EXHIBIT 4 - TEST SETUP PHOTOGRAPHS Radiation Emission Test Setup Below 30MHz Radiation Emission Test Setup 30MHz to 1GHz Waltek Testing Group Shenzhen Co., Ltd. [Http://www.waltek.com.cn](http://www.waltek.com.cn) Reference No.: WTX22X03033719W Page 8 of 9 Radiation Emis...

lang:tl score:15 filesize: 302.96 K page_count: 3 document date: 2022-04-08




[\[pdf\]](#) Product Photos

Microsoft Word ANNEX Part 15C Administrator External Photos Hangzhou BroadLink Technology Co Ltd SC4B4 2ATEV 2ATEVSC4B4 sc4b4

Reference No.: WTX22X03033719W Page 2 of 9 EXHIBIT 2 - EUT EXTERNAL PHOTOGRAPHS EUT View 1 EUT View 2 Waltek Testing Group Shenzhen Co., Ltd. [Http://www.waltek.com.cn](http://www.waltek.com.cn) Reference No.: WTX22X03033719W Page 3 of 9 EUT View 3 EUT View 4 Waltek Testing Group Shenzhen Co., Ltd. [Http://www.wal...](http://www.waltek.com.cn)

lang:tl score:15 filesize: 447.31 K page_count: 3 document date: 2022-04-08



[\[pdf\]](#) Product Photos Teardown

Microsoft Word ANNEX Part 15C Administrator Internal Photos Hangzhou BroadLink Technology Co Ltd SC4B4 2ATEV 2ATEVSC4B4 sc4b4

Reference No.: WTX22X03033719W Page 5 of 9 EXHIBIT 3 - EUT INTERNAL PHOTOGRAPHS EUT Housing and Board View 1 Solder Board-Component View 1 Waltek Testing Group Shenzhen Co., Ltd. [Http://www.waltek.com.cn](http://www.waltek.com.cn) Reference No.: WTX22X03033719W Page 6 of 9 Solder Board-Component View 2 Antenna View...

lang:tl score:15 filesize: 2.35 M page_count: 2 document date: 2022-04-08