

## Manuals+

[Q & A](#) | [Deep Search](#) | [Upload](#)

manuals.plus /

› [Shine Decor](#) /

› [Shine Decor Eco Neon LED Rope Light 4500K Neutral White 32.8FT Instruction Manual](#)

## Shine Decor Eco Neon Strip Lighting 4500K Neutral White 32.8FT

# Shine Decor Eco Neon LED Rope Light Instruction Manual

Model: 4500K Neutral White 32.8FT

Brand: Shine Decor

## 1. INTRODUCTION

This manual provides essential instructions for the safe and effective installation, operation, and maintenance of your Shine Decor Eco Neon LED Rope Light. This product is designed for both indoor and outdoor use, offering bright, uniform, and dotless illumination. Please read this manual thoroughly before use and retain it for future reference.



Image: Shine Decor Eco Neon LED Rope Light in a modern home setting, showcasing its key features.

## 2. SAFETY INFORMATION

- The Shine Decor LED neon rope light is **ETL-listed**, ensuring it meets recognized safety standards.
- Operates on **AC 110-130V**. No DC adapter is needed for standard plug-and-play use.
- Includes a **spare fuse** for enhanced safety.
- For hardwired installations, professional electrician installation is recommended.

- Always **unroll the entire rope light** before powering it on to prevent overheating.
- Each power cord supports a maximum length of **164 ft (50 M)** of rope light. Do not exceed this limit.
- For outdoor use or in wet environments, it is crucial to **silicone glue all connections and end sides**. The power cord and end side should be left indoors or placed in a waterproof box to extend longevity and ensure safety.
- Avoid excessive twisting or bending beyond the minimum bending radius of 4 cm.

### 3. PACKAGE CONTENTS

---

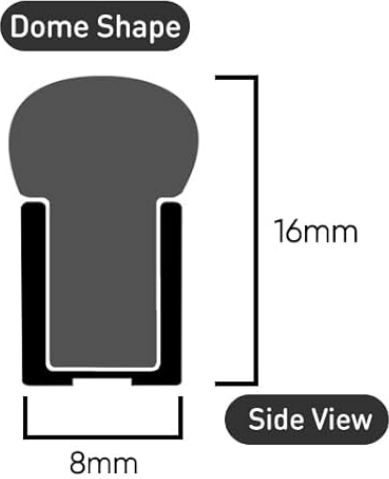
Verify that all components are present in your package:

- 1x 32.8ft (10m) Eco Neon LED Rope Light
- 1x 4.92ft (1.5m) Fused Power Cord
- 20x Aluminum Mounting Clips
- 40x Screws
- 1x User Manual (this document)

# WHAT'S IN THE BOX 32.8ft



LED neon rope light  
with 4.92ft fused power cord



Mounting clips **20**



Screws **40**



End caps **2**



User manual

Image: Detailed view of the package contents for the LED rope light.

## 4. SPECIFICATIONS

Feature	Specification
Voltage	AC 110-130V
IP Rating	IP65 Splashproof
Color	4500K Neutral White

Feature	Specification
Dimension	8mm (W) x 16mm (H)
Power Consumption	6W/M
Cutting Unit	1.64 ft (0.5 m)
Min. Bending Radius	4 cm (1.57 in)
Certification	ETL Listed
LED Density	120 LED/M
Max. Run Length (per power cord)	164 ft (50 M)
Lifespan	50,000+ hours
Working Temperature	-4°F to 120°F

### SPECIFICATION

Voltage:	AC 110-130V	Cutting Unit:	1.64FT/0.5M
IP Rating:	IP65 Splashproof	Min.Bending Radius:	4CM/1.57IN
Color:	4500K Neutral White	Certification:	ETL Listed
Dimension:	8MM W*16MM H	LED Density:	120LED/M
Power:	6W/M	Max. Run Length:	50M/164FT



Mounting clips



Screws



End caps



User manual

Image: Product specifications table.

## 5. SETUP AND INSTALLATION


### 5.1. Cutting the LED Rope Light

The rope light can be cut to custom lengths at designated marks. Locate the black cutting marks on the bottom of the strip, which appear every 1.64 ft (0.5 m). Use sharp scissors to make a clean cut at these marks.

# EASILY CONNECT LIGHTS



Connects to up to **164ft**



Cutting Unit **1.64ft**



Search ASIN **B0BXSSLDLX**  
for Extra Power Cord

Image: Instructions for cutting the LED rope light at marked intervals.

## 5.2. Connecting Multiple Rope Lights

The rope lights feature male and female end-to-end connectors, allowing you to connect multiple strips. Ensure the maximum run length of 164 ft (50 M) per power cord is not exceeded.



Image: Male-to-female connectors for extending the rope light.

### 5.3. Power Connection and Waterproofing

Connect the fused power cord to the rope light. For any cut ends or connections, especially for outdoor or wet applications, it is essential to apply silicone glue and use heat shrink tubing to ensure a waterproof seal. This protects the internal wiring and maintains the IP65 rating.

Your browser does not support the video tag.

Video: Demonstrates how to install the power cord and apply waterproofing measures to the LED rope light.



Image: ETL-listed plug with extra fuse for safe operation.

### 5.4. Mounting

Use the provided aluminum mounting clips and screws to secure the rope light in your desired location. Ensure clips are spaced appropriately to prevent sagging. The rope light has a minimum bending radius of 4 cm, allowing for flexible installation around corners and contours.

## 6. OPERATING INSTRUCTIONS

Once installed and all connections are secured, plug the power cord into a standard AC 110-130V electrical outlet. The light will illuminate instantly. The rope light is dimmable, but a dimmer is optional and not included with this package. If you wish to use a dimmer, ensure it is compatible with AC 110-130V LED lighting.

Your browser does not support the video tag.



Video: An overview of the Shine Decor LED Eco Neon Rope Light, showcasing its features and applications.

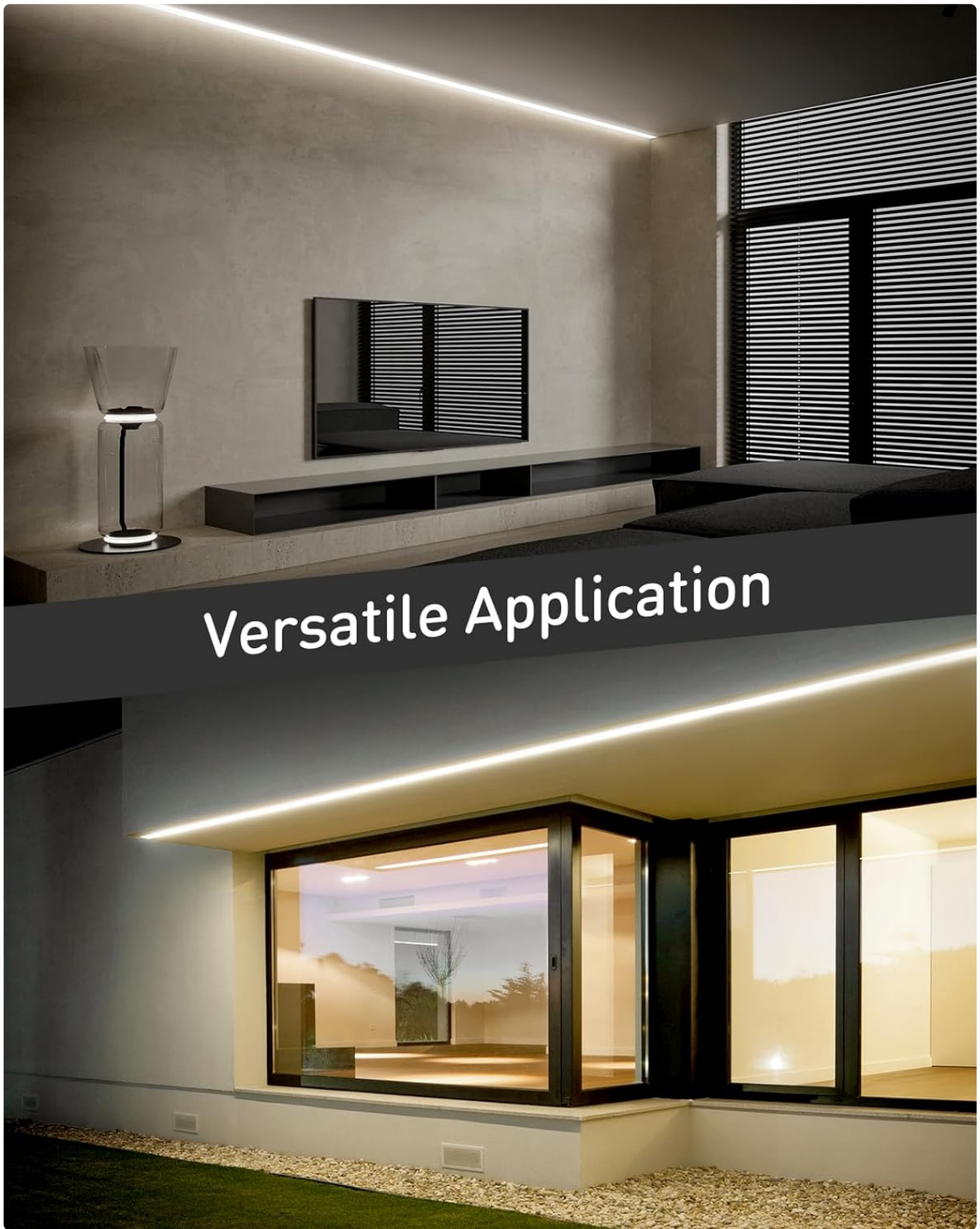


Image: Versatile applications of the LED rope light in various settings.

## 7. MAINTENANCE

- To clean the rope light, gently wipe it with a soft, dry cloth. Avoid using harsh chemicals or abrasive materials.
- Regularly inspect all connections, especially for outdoor installations, to ensure they remain securely sealed and free from damage.
- The anti-yellowing and flame-retardant thick silicone material is designed for longevity, but proper care will

further extend its lifespan.

## 8. TROUBLESHOOTING

---

- **Light not turning on:** Check if the power cord is securely plugged into the outlet and the rope light. Inspect the fuse in the power cord for any issues. Ensure the entire rope light was unrolled before powering on.
- **Uneven or dim lighting:** Verify all connections are tight. Ensure the total length of connected rope lights does not exceed 164 ft (50 M) per power cord.
- **Water ingress (for outdoor use):** Re-apply silicone glue to all connections and end caps. Ensure the power cord and any unsealed ends are protected from moisture.

## 9. WARRANTY AND SUPPORT

---

This Shine Decor Eco Neon LED Rope Light comes with a **1-year warranty** from the date of purchase. This warranty covers manufacturing defects under normal use. It does not cover damage resulting from improper installation, misuse, accidents, or unauthorized modifications.

For warranty claims, technical support, or any questions regarding your product, please contact Shine Decor customer support through the retailer where the product was purchased or visit the official Shine Decor website for contact information.