

## Denali ALT4823B-10

# Denali by SKIL 20V Brushless 13-Inch String Trimmer Kit User Manual

Model: ALT4823B-10

## INTRODUCTION

This user manual provides essential information for the safe and effective operation, assembly, and maintenance of your Denali by SKIL 20V Brushless 13-Inch String Trimmer Kit. Please read this manual thoroughly before first use and keep it for future reference.

## SAFETY INFORMATION

### WARNING:

- Wear eye protection and gloves.
- Be aware of flying debris and cut hazards.
- Always ensure the battery is removed before performing any maintenance or assembly.

## PRODUCT FEATURES

- **Brushless Motor:** Provides efficient power and extended tool life.
- **13-Inch Cutting Width:** Ideal for trimming grass along fences, buildings, and other hard-to-reach areas.
- **2 Speed Settings:** Offers optimal power and control for various trimming tasks.
- **Variable Speed Trigger:** Allows for precise control over cutting speed.
- **Twist Load Head:** Simplifies line replacement; just insert the line and twist.
- **Denali by SKIL Lithium Battery Technology:** Delivers longer run time and extended battery life.
- **Easy Storage Hook and Bracket:** Conveniently store the trimmer with other Denali outdoor equipment.
- **Cross-Compatibility:** Works with all SKIL PWRCORE 20 tools, batteries, and chargers.

# 20V Brushless String Trimmer Kit

Includes (1) 4.0Ah Lithium Battery & Charger

## 2 Speed Settings

Optimal power and control with 2 speed settings plus a variable speed trigger

## Dual Line Bump Feed

Seamlessly feed the line with a tap of the head

## Easy Storage

Equipped with adapter and bracket for easy storage

## Twist Load Head

Simply insert the line and twist to get started




Figure 1: Key features of the Denali by SKIL 20V Brushless 13-Inch String Trimmer.

## WHAT'S IN THE BOX

Your Denali by SKIL 20V Brushless 13-Inch String Trimmer Kit includes the following components:

- 20V Brushless 13-Inch String Trimmer
- Denali by SKIL 4.0Ah Lithium-Ion Battery
- 2.4A Charger
- Easy Storage Bracket
- Adjustable Front-Assist Handle
- Guard
- Storage Adapter



Figure 2: All components included in the Denali by SKIL 20V Brushless 13-Inch String Trimmer Kit.



Figure 3: The 4.0Ah battery and 2.4A charger.

## ASSEMBLY

Assembly is required for this product. Follow these general steps:

1. Attach the adjustable front-assist handle to the main shaft.
2. Secure the guard to the trimmer head according to the instructions provided in the full manual.
3. Ensure all connections are firm and secure before use.

## CHARGING THE BATTERY

Before first use, fully charge the 4.0Ah lithium-ion battery using the provided 2.4A charger. The battery features an indicator to show its charge level.

- Connect the charger to a power outlet.
- Slide the battery onto the charger until it clicks into place.
- Monitor the charge indicator lights on the battery and/or charger.
- Once fully charged, remove the battery from the charger.

## OPERATING INSTRUCTIONS

### Starting the Trimmer

1. Ensure the battery is securely inserted into the trimmer.
2. Hold the trimmer firmly with both hands.
3. Engage the safety switch (if applicable) and press the variable speed trigger to start the trimmer.

## Speed Settings

The trimmer features 2 speed settings. Use the lower speed for lighter trimming tasks to conserve battery life, and the higher speed for tougher, overgrown areas. The variable speed trigger allows for fine-tuning the speed within each setting.

## Line Feeding (Twist Load Head)

The innovative Twist Load Head makes line feeding simple:

1. Align the eyelets on the trimmer head.
2. Insert the trimmer line through one eyelet and out the other until both ends are even.
3. Twist the head to wind the line into the spool.



Figure 4: The Twist Load Head for easy line replacement.

## Typical Usage

This cordless string trimmer is designed for trimming grass along a fence, building, or other areas a mower might not reach. With the included 4.0Ah battery, it can run for up to 30 minutes, depending on the load and speed setting.





Figure 5: Trimmer in use for edging.

## Official Product Video

Your browser does not support the video tag.

Video 1: Official overview of the Denali 20V Brushless 13-Inch String Trimmer, demonstrating its features and ease of use.

## MAINTENANCE

- Regularly clean the trimmer head and guard to prevent debris buildup.
- Inspect the trimmer line for wear and replace as needed using the twist load head mechanism.
- Store the trimmer in a dry, secure location, utilizing the Easy Storage Hook and Bracket.

## TROUBLESHOOTING

If you encounter any issues with your string trimmer, please refer to the comprehensive troubleshooting guide in the full product manual or contact customer support. Common issues often relate to battery charge, proper line installation, or debris obstruction.

## SPECIFICATIONS

Brand	Denali
Model Number	ALT4823B-10
Power Source	Battery Powered (20V)
Battery Included	4.0Ah Lithium-Ion
Charger Included	2.4A
Cutting Width	13 Inches
Speed	Up to 6000 RPM (2 speed settings)
Item Weight	4.96 Pounds
Product Dimensions	64.2"L x 8.7"W
UPC	195532001561

# Product Specifications

## In the Box

20V brushless string trimmer, Denali by SKIL  
20V 4.0Ah lithium battery, 2.4A charger,  
easy storage bracket, adjustable front-assist  
handle, guard, storage adapter

## Battery Compatibility

Made by SKIL; Cross compatible  
with all Denali power tools and  
Denali by SKIL 20V tools

## Cutting Width

13 in

## # of Speeds

2

## Speed

5000/6000 RPM

Figure 6: Detailed product specifications.

## WARRANTY AND SUPPORT






This Denali by SKIL product is covered by a **Power Tool 2-Year Battery Warranty** and a **5-Year Tool Warranty**. For warranty claims, technical support, or additional information, please refer to the official Denali by SKIL website or contact their customer service department.

You can also find the official User Manual (PDF) and Warranty (PDF) documents via the links below:

- [User Manual \(PDF\)](#)
- [Warranty \(PDF\)](#)



## Related Documents - ALT4823B-10

	<p><a href="#">DENALI Brushless 20V 13-Inch String Trimmer User Manual</a></p> <p>User manual and safety guide for the DENALI Brushless 20V 13-Inch String Trimmer. Covers assembly, operation, maintenance, and safety precautions for this electric gardening tool.</p>
	<p><a href="#">DENALI 18V Brushless Leaf Blower User Manual &amp; Instructions</a></p> <p>Official user manual for the DENALI 18V (max. 20V) Brushless 400 CFM Leaf Blower (Model ABL4714B-00E). Covers safety, operation, maintenance, and specifications.</p>
	<p><a href="#">Denali 20V Jig Saw Safety Manual</a></p> <p>This safety manual provides essential information for the safe operation, maintenance, and troubleshooting of the Denali 20V Jig Saw. It includes general power tool safety, electrical safety, personal safety, and specific warnings for jig saw use. The manual also covers symbol explanations, FCC compliance, and product specifications.</p>
	<p><a href="#">WORX WG163 2-in-1 Cordless Trimmer/Edger User Manual</a></p> <p>Comprehensive user manual for the WORX WG163 2-in-1 Cordless Trimmer/Edger, covering safety instructions, assembly, operation, technical data, and troubleshooting.</p>
	<p><a href="#">Amazon Basics by SKIL 4V Cordless Stick Screwdriver   Features &amp; Specs</a></p> <p>Discover the Amazon Basics by SKIL 4V Cordless Stick Screwdriver, a versatile tool featuring USB charging, LED work light, and multiple bit sets for various DIY tasks. Previously branded as Denali.</p>



Discover the Philips Beardtrimmer Series 3000 (BT3206/13) for effortless styling. Featuring the innovative Lift & Trim system, self-sharpening blades, and 10 precision length settings for a perfect three-day beard or short beard.