

## Manuals+

[Q & A](#) | [Deep Search](#) | [Upload](#)

Manuals.plus /

› [CRAFTSMAN](#) /

› CRAFTSMAN CMXZVBE38777 HEPA Media Wet Dry Vac Replacement Filter Instruction Manual

## CRAFTSMAN CMXZVBE38777

# CRAFTSMAN CMXZVBE38777 HEPA Media Wet Dry Vac Replacement Filter Manual

Model: CMXZVBE38777 | Brand: CRAFTSMAN

## 1. INTRODUCTION

This manual provides essential information for the proper use, installation, and maintenance of your CRAFTSMAN CMXZVBE38777 Genuine HEPA Media Wet Dry Vac Replacement Filter. This filter is designed to enhance the filtration capabilities of your CRAFTSMAN wet/dry vacuum, specifically targeting allergens and fine dust particles.

The CRAFTSMAN HEPA Media Filter 2-pack is engineered to effectively capture a wide range of airborne particles, including pollen, mold, cold ashes, drywall dust, sawdust, wood chips, jobsite debris, and common car or truck dirt. Its 5-layer HEPA Media material construction ensures improved filtration performance for dry pickup applications.



Image 1.1: Two CRAFTSMAN HEPA Media Wet Dry Vac Replacement Filters. These filters feature a light blue pleated material and black caps, designed for effective filtration in wet/dry vacuums.

---

## 2. WHAT'S INCLUDED

Your package contains the following components:

- **2 HEPA Media Filters:** These are the primary replacement filters for your wet/dry vacuum.



Image 2.1: Packaging illustration indicating the product is a 2-pack of HEPA Media filters, suitable for 5-20 gallon wet/dry vacuums and best for allergens.

### 3. COMPATIBILITY

This HEPA Media filter is compatible with a wide range of CRAFTSMAN wet/dry shop vacuums. It is designed to fit most 5-gallon to 20-gallon CRAFTSMAN vacs manufactured in 1988 and after.

Specific compatible models include, but are not limited to:

- CMXEVBE17925
- CMXEVBE17584
- CMXEVBE17590
- CMXEVBE18590
- CMXEVBE18690
- CMXEVBE17155
- CMXEVBE17594
- CMXEVBE17595
- CMXEVBE17606
- CMXEVBE17607
- CMXEVBE17596
- CMXEVBE17656
- CMXEVBE18595
- CMXEVBE18695

For a comprehensive list of compatible models, you may refer to the official CRAFTSMAN website.

# CRAFTSMAN®

Fits 5, 6, 8, 9, 12, 14, 16, 20, and 32-gal. CRAFTSMAN vacs made 1988 and after with these model numbers (prefixed by "CMXEVBE" or "113"):

Compatible con aspiradoras CRAFTSMAN de 5, 6, 8, 9, 12, 14, 16, 20 y 32 galones fabricadas en 1988 y después con estos números de modelo (con el prefijo "CMXEVBE" o "113"):

Compatible avec des aspirateurs de 19, 23, 30, 34, 46, 53, 60, 75 et 120 litres Aspirateurs CRAFTSMAN fabriqués en 1988 et après, avec ces numéros de modèles (comportant le préfixe « CMXEVBE » ou « 113 »):

CMXEVBE17925	CMXEVBE17594	CMXEVBE17606	CMXEVBE17778
CMXEVBE17584	CMXEVBE17595	CMXEVBE17607	CMXEVBE17155
CMXEVBE17590	CMXEVBE17596	CMXEVBE17656	



The model no. of your vac is located on the motor housing. For a full list of compatible models see [www.CRAFTSMAN.com](http://www.CRAFTSMAN.com) or scan:

El núm. de modelo de su aspiradora está ubicado en la carcasa del motor. Para obtener una lista completa de modelos compatibles, visite [www.CRAFTSMAN.com](http://www.CRAFTSMAN.com) o escanee:

Le numéro de modèle de votre aspirateur est indiqué sur le boîtier du moteur. Pour une liste complète des modèles compatibles, rendez-vous sur le site [www.CRAFTSMAN.com](http://www.CRAFTSMAN.com) ou balayez :

Optimize your vac performance with the right filter for your application

Optimice el rendimiento de su aspiradora con el filtro adecuado para la aplicación que vaya a realizar

Optimisez la performance de votre aspirateur en utilisant le filtre approprié pour votre application





	LIQUIDS	WOOD	AUTO	COLD ASH	FINE INDOOR PARTICLES	DRYWALL	ALLERGENS
 <p><b>CMXZVBE38754</b> GENERAL PURPOSE VAC REPLACEMENT FILTER   FILTRO DE REPUESTO DE ASPIRADORA DE USO GENERAL   FILTRE DE RECHANGE D'ASPIRATEUR (MODÈLE UNIVERSEL)</p>		●	●				
 <p><b>CMXZVBE38751</b> FINE DUST VAC REPLACEMENT FILTER   FILTRO DE REPUESTO DE ASPIRADORA PARA POLVO FINO   FILTRE DE RECHANGE POUR L'ASPIRATION DE POUSSIÈRES FINES</p>		●	●	●	●		
 <p><b>CMXZVBE38753</b> HEPA MEDIA VAC REPLACEMENT FILTER   FILTRO DE REPUESTO DE ASPIRADORA PARA MEDIOS HEPA   FILTRE DE RECHANGE POUR ASPIRATEUR À HAUTE EFFICACITÉ HEPA</p>		●	●	●	●	●	●
 <p><b>CMXZVBE38773</b> WET APPLICATION VAC FILTER   FILTRO DE ASPIRADORA PARA APLICACIONES HÚMEDAS   FILTRE D'ASPIRATEUR POUR APPLICATIONS HUMIDES</p>	●						

Image 3.1: A detailed compatibility chart for CRAFTSMAN wet/dry vac filters, illustrating which filter types are suitable for various models and applications. A QR code is provided for accessing the full list of compatible models on the CRAFTSMAN website.

For more information on compatible models, visit: [CRAFTSMAN Wet/Dry Vacuums](http://www.CRAFTSMAN.com)

## 4. INSTALLATION INSTRUCTIONS


The CRAFTSMAN HEPA Media filter features a Qwik Lock system, designed for quick and easy installation and removal. Follow these steps to install or replace your filter:

- 1. Prepare the Vacuum:** Ensure your wet/dry vacuum is unplugged from the power source before beginning installation. Remove the top motor assembly from the collection tank.
- 2. Remove Old Filter (if applicable):** If replacing an existing filter, carefully twist and pull the old filter off the filter cage. Dispose of the old filter responsibly.
- 3. Install New Filter:** Align the new HEPA Media filter with the filter cage inside the vacuum. Push the filter down firmly onto the Qwik Lock system until it clicks securely into place. The integrated filter and cap design simplifies this process.

4. **Secure the Motor Assembly:** Place the motor assembly back onto the collection tank, ensuring it is properly sealed.

**CRAFTSMAN®**

**FITS 5 TO 20 GALLON CRAFTSMAN  
WET/DRY SHOP VACUUMS**



**EASY TO INSTALL AND REMOVE. REPLACE VAC FILTERS  
REGULARLY TO KEEP YOUR SHOP VACUUM RUNNING LIKE NEW.**

Image 4.1: Visual guide demonstrating the simple process of installing and removing the filter from a CRAFTSMAN wet/dry vacuum. The Qwik Lock system allows for quick changes.

**HOW TO  
INSTALL  
& REMOVE**



Image 4.2: Step-by-step visual instructions for installing and removing the filter, highlighting the ease of the Qwik Lock mechanism.

## 5. OPERATING PRINCIPLES

The CRAFTSMAN HEPA Media filter is specifically designed for **dry pickup only**. It utilizes a 5-layer HEPA-rated material to effectively trap a variety of dry contaminants. While made with HEPA-rated material, it does not meet EPA or RRP guidelines for certified HEPA filtration.

This filter is highly effective for:

- **Allergens:** Captures pollen, pet dander, and mold spores.
- **Fine Indoor Particles:** Ideal for general household dust and fine debris.
- **Construction Dust:** Efficiently traps drywall dust, sawdust, and wood chips.
- **Other Dry Debris:** Suitable for cold ashes, jobsite debris, and dirt from vehicles.

For wet pickup applications, it is recommended to use the CRAFTSMAN Wet Application Filter (CMXZVBE38773), which is sold separately.

The CRAFTSMAN logo is displayed in white, bold, uppercase letters within a white rectangular border, centered on a solid red background.

FINE INDOOR PARTICLES



DRYWALL



GENERAL DEBRIS

Image 5.1: Examples of common dry debris and particles that the HEPA Media filter is designed to capture, including fine indoor particles, drywall dust, and general debris.

---

## 6. MAINTENANCE AND CARE

Regular maintenance of your filter is crucial for optimal vacuum performance and to extend the life of your wet/dry vac. The CRAFTSMAN HEPA Media filter is designed to be washable and reusable.

### Cleaning the Filter:

1. **Remove Filter:** Unplug the vacuum and remove the filter as described in the installation section.
2. **Wash:** Gently rinse the pleated filter material with water. Avoid using harsh detergents or brushes that could damage the filter media.
3. **Dry Completely:** Allow the filter to air dry completely before reinstallation. Ensure there is no moisture remaining, as this can lead to mold growth or damage to the vacuum when used for dry pickup.

### Filter Replacement:

Even with regular cleaning, filters will eventually wear out or become less effective. Regularly replacing your filter helps maintain maximum suction power and ensures continued efficient filtration. The frequency of replacement depends on usage and the type of debris collected.

# CRAFTSMAN®

# CMXZVBE38777

**FITS:**

**5** GAL +  
18 L +



**EASY INSTALLATION  
WITH INTEGRATED  
FILTER AND CAP**

**WASHABLE PLEATED  
PAPER MATERIAL**

**BEST FOR:**



**GENERAL  
DEBRIS**



**COLD ASH**



**FINE INDOOR  
PARTICLES**



**DRYWALL**



**WOOD**



**AUTO**



**ALLERGENS**

**OPTIMIZE YOUR VAC PERFORMANCE  
WITH THE RIGHT FILTER FOR YOUR APPLICATION.**

Image 6.1: Key features of the CRAFTSMAN filter, emphasizing its washable pleated paper material for extended usability.

## 7. TROUBLESHOOTING

If you experience issues with your wet/dry vacuum's performance after installing or using the filter, consider the following common troubleshooting steps:

- **Reduced Suction:**

- Check if the filter is clogged with debris. Clean or replace the filter as necessary.
- Ensure the filter is properly seated on the filter cage and the motor assembly is securely latched onto the tank.
- Inspect the hose and attachments for blockages.

- **Dust Escaping from Exhaust:**

- This indicates the filter is not effectively trapping particles. Ensure the filter is correctly installed and not damaged.

- If the filter is old or heavily used, it may need replacement.
- Confirm you are using the correct filter type for dry pickup.

- **Difficulty Installing/Removing Filter:**

- Ensure the filter is aligned correctly with the Qwik Lock system. Do not force the filter.
- Check for any debris obstructing the filter cage or the filter's cap.

If problems persist, refer to your wet/dry vacuum's main instruction manual or contact CRAFTSMAN customer support.

## 8. PRODUCT SPECIFICATIONS

Feature	Detail
<b>Model Number</b>	CMXZVBE38777
<b>Included Components</b>	2 HEPA Media Filters
<b>Filter Type</b>	HEPA Media (5-layer, for dry pickup only)
<b>Compatibility</b>	Most 5 to 20 Gallon CRAFTSMAN Shop Vacuums (1988 and after)
<b>Material</b>	Paper
<b>Reusability</b>	Reusable (washable)
<b>Item Weight</b>	1.74 pounds
<b>Product Dimensions</b>	13.6 x 7.3 x 10.1 inches (packaging) / 6.75"L x 6.75"W x 7.86"H (filter)
<b>Color</b>	Green
<b>Manufacturer</b>	Emerson Tool Company

## 9. WARRANTY INFORMATION

According to the product specifications, there is **No Warranty** explicitly stated for the CRAFTSMAN CMXZVBE38777 HEPA Media Wet Dry Vac Replacement Filter. For specific return or replacement policies, please refer to the retailer's return policy where the product was purchased. Amazon's standard return policy for this item is typically 30 days for refund/replacement.

## 10. CUSTOMER SUPPORT

For further assistance, product inquiries, or to explore other CRAFTSMAN products, please visit the official CRAFTSMAN store or website.

**CRAFTSMAN Store:** [Visit the CRAFTSMAN Store on Amazon](#)

You may also find additional resources and contact information on the main CRAFTSMAN website.

