

PROVISION ISR DMA-320IPE-28

PROVISION ISR 2MP IP PoE Camera Instruction Manual

Model: DMA-320IPE-28

1. PRODUCT OVERVIEW

This manual provides detailed instructions for the installation, operation, and maintenance of your PROVISION ISR 2MP IP PoE Camera. This camera is designed for both indoor and outdoor surveillance, offering high-definition video and robust features for security applications.

Key Features:

- **High-Resolution Imaging:** 2MP video capture for clear and detailed surveillance.
- **Power over Ethernet (PoE):** Simplifies installation by providing power and data over a single Ethernet cable.
- **Advanced Night Vision:** Infrared (IR) illumination up to 10 meters for clear imaging in low-light or total darkness.
- **Weatherproof Design:** IP67 rated for protection against dust and water, suitable for outdoor use.
- **Smart Motion Detection:** AI-based alerts for precise human movement detection.
- **H.265+ Compression:** Efficient video compression to reduce storage requirements while maintaining video quality.
- **Built-in Microphone:** For audio monitoring capabilities.
- **3-Axis Adjustment:** Allows flexible positioning of the camera lens.



Figure 1: Front view of the PROVISION ISR 2MP IP PoE Dome Camera.



Figure 2: Bottom view of the PROVISION ISR 2MP IP PoE Dome Camera, showing the lens and mounting points.

2. SETUP AND INSTALLATION

2.1 Package Contents

- PROVISION ISR 2MP IP PoE Camera
- Instruction Manual (this document)
- Mounting Screws and Anchors

2.2 Camera Components and Connections

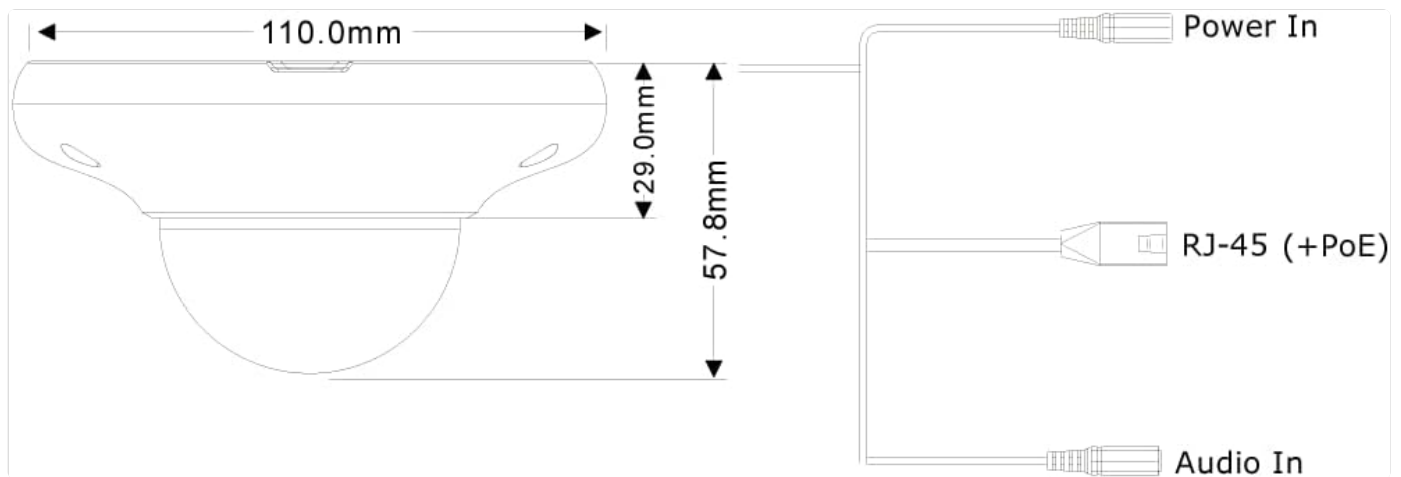


Figure 3: Camera dimensions and connection interfaces. The camera features a Power In port, an RJ-45 port for Ethernet and Power over Ethernet (PoE), and an Audio In port.



Figure 4: Location of the built-in microphone and the SD card slot for local storage.

2.3 Mounting the Camera

1. **Choose a Location:** Select a suitable indoor or outdoor location, ensuring a clear field of view and access to network cabling. The camera is designed for ceiling mount installation.
2. **Prepare the Surface:** Use the provided mounting template (if applicable, or measure the camera base) to mark the drill holes on the mounting surface.

3. **Drill Holes:** Drill pilot holes for the mounting screws. Insert wall anchors if mounting on drywall or other soft materials.
4. **Secure the Camera:** Align the camera base with the drilled holes and secure it using the provided screws.
5. **Adjust Angle:** Loosen the adjustment screws (if present) to position the camera lens for the desired viewing angle. Tighten the screws once adjusted.



Figure 5: The 3-Axis Mechanism allows for flexible adjustment of the camera's viewing angle (350° pan, 50° tilt, 355° rotation).

2.4 Connecting the Camera

1. **Network Connection (PoE):** Connect an Ethernet cable from a PoE-enabled switch or NVR directly to the camera's RJ-45 port. This will provide both power and network connectivity.
2. **Network Connection (Non-PoE):** If your network device does not support PoE, connect an Ethernet cable to the camera's RJ-45 port and connect a 12V DC power adapter (sold separately) to the camera's Power In port.
3. **Audio Input:** If external audio input is required, connect an audio source to the Audio In port.

3. OPERATING THE CAMERA

3.1 Initial Access and Configuration

1. **Network Discovery:** Use the manufacturer's provided software tool (e.g., IP Scanner) to discover the camera's IP address on your network.
2. **Web Interface Access:** Open a web browser and enter the camera's IP address. Log in using the default username and password (refer to the camera's quick start guide or manufacturer's documentation for default credentials).

3. **Change Default Credentials:** For security purposes, immediately change the default username and password upon first login.
4. **Network Settings:** Configure network settings such as static IP address (if desired), subnet mask, and gateway.

3.2 Video Monitoring and Recording

- **Live View:** Access the camera's live video feed through the web interface, NVR, or compatible mobile application.
- **Recording:** Configure recording schedules, motion-triggered recording, or continuous recording via the NVR or camera's web interface. The camera supports H.265+ compression for efficient storage.
- **SD Card Storage:** Insert a compatible microSD card (up to specified capacity, typically 128GB or 256GB, not included) into the SD card slot for local video storage. Format the SD card through the camera's web interface before use.

3.3 Motion Detection and Alerts

- **Configuration:** Access the motion detection settings in the camera's web interface. Define detection zones, sensitivity levels, and trigger actions (e.g., record, send email notification).
- **AI-based Detection:** Utilize the camera's AI capabilities for more accurate human movement detection, reducing false alarms.

3.4 Night Vision

The camera automatically switches to infrared (IR) night vision mode in low-light conditions. The IR illuminators provide clear black-and-white video up to 10 meters. Ensure no obstructions block the IR LEDs for optimal performance.

4. MAINTENANCE

4.1 Cleaning

- **Lens:** Gently wipe the camera lens with a soft, lint-free cloth. For stubborn dirt, use a lens cleaning solution designed for optical surfaces.
- **Housing:** Clean the camera housing with a damp cloth. Avoid using harsh chemicals or abrasive cleaners.

4.2 Firmware Updates

Periodically check the PROVISION ISR official website for firmware updates. Firmware updates can improve camera performance, add new features, and address security vulnerabilities. Follow the instructions provided with the firmware update package carefully.

5. TROUBLESHOOTING

5.1 No Power/No Video

- **Check Power:** Ensure the camera is receiving power. If using PoE, verify the PoE switch/NVR port is active. If using a power adapter, ensure it is correctly connected and functional.
- **Network Cable:** Verify the Ethernet cable is securely connected at both ends and is not damaged. Try a different cable.
- **Reboot:** Disconnect and reconnect power to the camera to perform a reboot.

5.2 Cannot Access Camera via Network

- **IP Address:** Confirm the camera's IP address using the discovery tool. Ensure your computer is on the same network segment as the camera.
- **Firewall:** Check if your computer's firewall or network security settings are blocking access to the camera.
- **Default Settings:** If you have forgotten the password, you may need to reset the camera to factory defaults (refer to manufacturer's documentation for reset procedure).

5.3 Poor Image Quality

- **Clean Lens:** Ensure the camera lens is clean and free from dust or smudges.
- **Lighting:** Verify adequate lighting in the surveillance area. For night vision, ensure IR LEDs are not obstructed.
- **Resolution Settings:** Check the video resolution settings in the camera's web interface to ensure it is set to 2MP or desired quality.

6. SPECIFICATIONS



Figure 6: Visual summary of key camera specifications and features.

Feature	Specification
Model Number	DMA-320IPE-28
Indoor/Outdoor Usage	Indoor, Outdoor
Video Capture Resolution	2MP
Connectivity Protocol	Ethernet
Power Source	Corded Electric (PoE or 12V DC)
Night Vision Range	10 Meters
International Protection Rating	IP66 (Note: Product description states IP67, specification states IP66. Refer to product packaging for definitive rating.)
Form Factor	Dome
Viewing Angle	108 Degrees
Mounting Type	Ceiling Mount
Controller Type	NVR
Dimensions (L x W x H)	6.25 x 5.5 x 5.5 inches
Included Components	Instruction Manual
Special Feature	HD Resolution

7. WARRANTY AND SUPPORT




7.1 Product Warranty

PROVISION ISR products typically come with a limited manufacturer's warranty. Please refer to the warranty card included with your product or visit the official PROVISION ISR website for detailed warranty terms and conditions specific to your region and model.

7.2 Technical Support

For technical assistance, troubleshooting, or further inquiries, please contact PROVISION ISR customer support. Contact information can usually be found on the official PROVISION ISR website or in the product packaging. You can visit the PROVISION ISR store on Amazon for more information: [PROVISION ISR Store](#)

Related Documents - DMA-320IPE-28

	<p>Provision-ISR IP Camera User Manual: Eye-Sight v2 Series</p> <p>Comprehensive user manual for Provision-ISR Eye-Sight v2 IP cameras, covering setup, configuration, remote access, live preview, analytics, and troubleshooting for models like 320IPE 2MP and 340IPE 4MP.</p>
	<p>PROVISION ISR IP Camera User Manual: DW-320FR-MVF2, TW-320FR-MVF2, BX-321FR Setup and Configuration</p> <p>Comprehensive user manual for PROVISION ISR IP cameras, including models DW-320FR-MVF2, TW-320FR-MVF2, and BX-321FR. Covers installation, network configuration, live preview, advanced analytics like face recognition, and troubleshooting.</p>
	<p>Provision ISR IP Camera User Manual: Setup, Configuration, and Operation</p> <p>Comprehensive user manual for Provision ISR IP cameras (IP Series, Eye-Sight, Dark-sight). Learn how to set up, configure, and operate your camera for high-performance CCTV solutions.</p>



[pdf] Datasheet

DownloadProvision ISR DMA 320IPE 28 VSS Nederlanddatasheet provision isr dma 320ipe

28vssnederland nl files products 2517 datasheet |||

...

lang:en score:25 filesize: 1.16 M page_count: 0 document date: 2022-05-13



[pdf] Guide Accessories Catalog

Catalog January 2022 IFSEC Global Directory 02 05 — it comes to business partners our professional

ethics guide us Object counting capabilities Human 2 wheeled vehicles and 4 JANUARY EN file125537

directory ifsecglobal |||

Catalog January 2022 FOLLOW THE RED LINE Catalog Index Provision-ISR NDAA OSSIA O.S. OSSIA VM ... / PoE/-6.3W DC12V/-780mA / PoE/-7.4W DC12V/-400mA / PoE/-5.2W DC12V/-900mA / PoE/-10W I H G F **DMA-320IPE-28** I4-320IPE-36 I4-320IPE-MVF I6-320IPE-MVF Lens IR distance Audio Alarm Power supply...

lang:en score:24 filesize: 19.6 M page_count: 54 document date: 2021-12-30




[pdf] Accessories Catalog

PROVISION ISR מצלמות אבטחה לעסק ולבית זד בי אם מערכות ותקשורת Catalog OCTOBER 2022 EN

קטלוג ZBM 6 zbm co il 10 |||

CATALOG OCTOBER 2022 Catalog Index Provision-ISR Provision-ISR NDAA Check Point OSSIA O.S. ... cus 103-32 40m 3 High Power IR LED True Built-In Microphone 1 IN - DC12V/-900mA / PoE/-10W F **DMA-320IPE-28** I4-320IPE-36 I4-320IPE-MVF I6-320IPE-MVF I6-320IPE-MVF Lens IR distance WDR Audi...

lang:en score:20 filesize: 37.66 M page_count: 70 document date: 2022-10-24



[\[pdf\]](#) Accessories Catalog

Provision isr General Catalog 2023 DAF EVof5Kc BAFXUBHTv M DM JA CATALOG Dec 10 2024 · Private houses Small medium business Buildings Ossia is the latest OS for ISR s DVR NVR systems it one of most innovative file jakartaalarm co id 12 11 13 49 |||

GENERAL CATALOG PROVISION-ISR CCTV SYSTEM Catalog Index Provision-ISR Design Video Surveillance ... 103-32 40m 3 High Power IR LED Built-In Microphone 1 IN - DC12V/-900mA / PoE/-10W Pag. 66 - F **DMA-320IPE-28** DMA-320IPEN-28-V4 I4-320IPEN-36 I4-320IPEN-36-V4 I4-320IPE-MVF I4-320IPEN-MVF I6-32...
lang:en score:18 filesize: 10.67 M page_count: 71 document date: 2024-12-11



[\[pdf\]](#)

Catálogo general PROVISION 2022 Domo IP 8MP H265 dWDR IR15m 3 6mm PoE IP66 IK10 IBD Global España mayorista CCTV y distribuidor oficial Dahua Cata logo General GLOBAL drive google file d 1PpbZLKUIGs sKbOZWKaj eSHpTAlvnyy view usp sharing |||
Catlogo enero 2022 SIGUE LA LiNEA ROJA Referencias habituales en stock Catlogo ndice Provision-I ... / PoE/-6.3W DC12V/-780mA / PoE/-7.4W DC12V/-400mA / PoE/-5.2W DC12V/-900mA / PoE/-10W I H G F **DMA-320IPE-28** I4-320IPE-36 I4-320IPE-MVF I6-320IPE-MVF ptica Distancia IR Audio Alarma Alimentac...
lang:es score:12 filesize: 3.89 M page_count: 54 document date: 2022-05-12



[\[pdf\]](#) Catalog

WIRELESS SECURITY SYSTEMS 27664 CATALOGUE Security Superstore Shelly Beach Provision IP v 1687506894 cdn shopify s files 1 0398 4615 0189 |||
H.265 Stand Alone NVR 4CH 5MP at 25fps Video Input 4 Channel Conventional Connection 1 x RJ-45 N ... s per frame Support Support 350g DC 12V/-340mA/PoE/4.7W Support Up to 128GB built-in Microphone **DMA-320IPE-28** SURCIP-PROD003 Camera H.265 Eye-Sight Series Dome/Turret IR 20M 1 LED Array 2.8mm ...
lang:en score:11 filesize: 4.5 M page_count: 41 document date: 2023-06-06



[\[pdf\]](#) Accessories Catalog

Stáhnout SH 4100A5 2L MM AHD 3MPx DVR záznam 4 kamery 2 IP bez HDD ATIS KOUKAAM JSME ZABEZPEĚENÍ product catalog june 2021 eng atkm cz files cctv provision prospekty |||
Catalog JUNE N-ISR 2021 PROVISION-ISR Professional Security Providers www.provisionisr.com follow ... odel's support general analytics functions: Camera Tampering, Smart search. Eye-Sight V2 / 2 MP **DMA-320IPE-28** I4-320IPE-36 I4-320IPE-MVF Provision-ISR Catalog - June 2021 I6-320IPE-MVF Image s...
lang:en score:11 filesize: 6.32 M page_count: 104 document date: 2021-08-09



[\[pdf\]](#) Accessories Catalog

product catalog 2021 01 eng atkm cz files cctv provision prospekty |||

Catalog January N-ISR 2021 PROVISION-ISR Professional Security Providers

www.provisionisr.com foll ... Is support general analytics functions: Camera

Tampering, Smart search. 29 Eye-Sight V2 / 2 MP **DMA-320IPE-28** I4-320IPE-36 I4-

320IPE-MVF I6-320IPE-MVF Image sensor Effective Pixels Frame rate ...

lang:en **score:10** filesize: 19.56 M page_count: 90 document date: 2021-02-11