

VTech 80-529504

VTech Paw Patrol Learning Mobile Phone Instruction Manual

Model: 80-529504

INTRODUCTION

This manual provides comprehensive instructions for the VTech Paw Patrol Learning Mobile Phone, model 80-529504. It covers product setup, operation, maintenance, and specifications to ensure proper use and enjoyment of this educational toy. Designed for children aged 2-5 years, this device offers interactive learning experiences with the original voices of the Paw Patrol characters.

SAFETY INFORMATION

Warning: This product is not suitable for children under 3 years due to small parts that could pose a choking hazard. Always supervise children during play. Ensure the battery compartment is securely closed to prevent access to batteries.

WHAT'S IN THE BOX

- 1 x VTech Paw Patrol Learning Mobile Phone
- Instruction Manual
- 2 x AAA Demo Batteries (pre-installed)

PRODUCT OVERVIEW

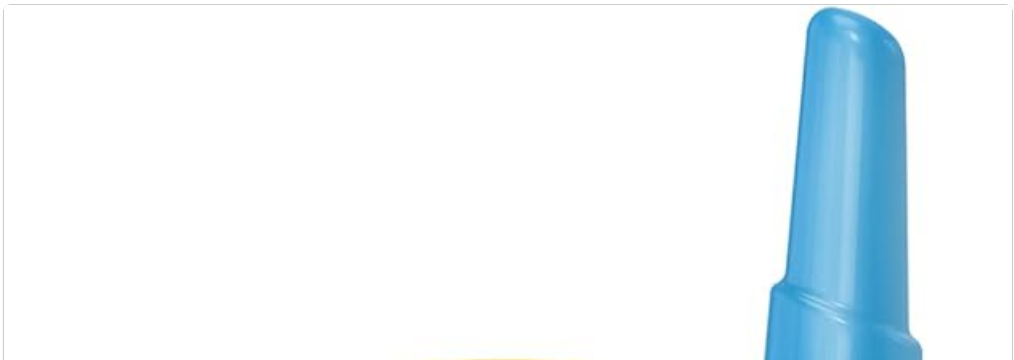




Figure 1: Front view of the VTech Paw Patrol Learning Mobile Phone. It features a blue and yellow casing, a small LCD screen, ten number keys (0-9), five menu buttons, and five character images depicting Paw Patrol members. A microphone icon is visible at the bottom.

The VTech Paw Patrol Learning Mobile Phone is designed to resemble a mobile phone, featuring a vibrant blue and yellow color scheme. Key components include:

- **LCD Screen:** Displays animations and game content.
- **Number Keys (0-9):** Used for inputting numbers in games and for role-play.
- **Character Images:** Five images featuring Paw Patrol characters around the screen, triggering phrases and animations when their corresponding buttons are pressed.
- **Menu Buttons:** Five square buttons below the screen used to navigate through different game modes and settings.
- **Power Button:** Located near the top right of the screen.
- **Microphone:** For voice activation features.

SETUP

Battery Installation

1. Locate the child-safe battery compartment on the back of the device.
2. Using a screwdriver, open the battery compartment cover.
3. Insert 2 new AAA batteries, ensuring correct polarity (+/-).
4. Securely close the battery compartment cover with the screwdriver.
5. *Note: Demo batteries are included but may have limited life. Replace with fresh batteries for optimal performance.*

OPERATING INSTRUCTIONS

Power On/Off

Press the **Power Button** (red circle with a line) located next to the screen to turn the device on or off.

Volume Control

The device has adjustable volume settings. Use the designated volume buttons (if present, otherwise assume a menu option) to increase or decrease the sound level. Music can be turned on or off via a menu option.

Role-Play Calls

Engage in role-play phone calls using the voice activation feature. Speak into the microphone to interact with the device.

Character Interaction

Press any of the five Paw Patrol character buttons (corresponding to the images around the screen) to hear unique phrases and see corresponding animations on the LCD screen.

GAMES AND LEARNING MODES

The VTech Paw Patrol Learning Mobile Phone includes four educational games designed to teach fundamental concepts:

1. **Counting & Numbers:** Helps children learn to count and recognize numbers, often associated with the button showing sheep.
2. **Easy Addition and Subtraction:** Introduces basic arithmetic operations, typically accessed via the button showing a math problem.
3. **Compare Objects:** Develops observational skills by comparing different items.

4. **Interactive Activities:** This mode, possibly indicated by the snowflake or wrench button, offers various interactive activities to reinforce learning and exploration.

Use the menu buttons to select a game and the number keys or directional buttons to provide answers or interact within the game.

MAINTENANCE

- **Cleaning:** Wipe the device with a slightly damp cloth. Do not immerse in water.
- **Storage:** Store in a cool, dry place away from direct sunlight when not in use.
- **Battery Care:** Remove batteries if the device will not be used for an extended period to prevent leakage.
- **Automatic Shut-off:** The device features an automatic shut-off function to conserve battery life.

TROUBLESHOOTING

- **Device does not turn on:**
 - Check if batteries are correctly installed with proper polarity.
 - Replace old batteries with new ones.
 - Ensure the power button is pressed firmly.
- **No sound or low volume:**
 - Check volume settings.
 - Ensure music is not turned off in the settings.
 - Replace batteries if sound is distorted or very low.
- **Screen is blank or flickering:**
 - Replace batteries.
 - Turn the device off and on again.
- **Device is unresponsive:**
 - Turn the device off and on again.
 - Remove and reinsert batteries to reset the device.

SPECIFICATIONS

Product Dimensions	1.02 x 3.27 x 5.94 inches
Item Weight	7.1 ounces
Model Number	80-529504
Recommended Age	24 months and up (2-5 years)
Manufacturer	VTech
Batteries	2 x AAA (included for demo)

WARRANTY AND SUPPORT

For warranty information and customer support, please refer to the official VTech website or contact their customer






service department. Keep your purchase receipt as proof of purchase.


VTech Official Website: www.vtechkids.com



© 2025 VTech. All rights reserved. Model: 80-529504.

Related Documents - 80-529504

	<p>PAW Patrol: The Movie: Learning Phone Parents' Guide</p> <p>A comprehensive parents' guide for the VTech PAW Patrol: The Movie: Learning Phone, detailing features, activities, setup, troubleshooting, and safety information.</p>
	<p>PAW Patrol Learning Phone Instruction Manual - VTech</p> <p>Official instruction manual for the VTech PAW Patrol Learning Phone. Learn how to use features, install batteries, play games, and troubleshoot. Features characters from PAW Patrol.</p>
	<p>PAW Patrol: The Movie: Learning Tablet Parents' Guide - VTech</p> <p>Official Parents' Guide for the VTech PAW Patrol: The Movie: Learning Tablet. Learn about product features, setup, activities, and troubleshooting for this educational toy.</p>
	<p>VTECH PAW Patrol Rescue Mission Learning Phone Instruction Manual</p> <p>Comprehensive instruction manual for the VTech PAW Patrol Rescue Mission Learning Phone, detailing features, activities, setup, care, troubleshooting, and consumer services.</p>
	<p>PAW Patrol: The Movie: Learning Watch - Parents' Guide and Instructions</p> <p>Official Parents' Guide for the VTech PAW Patrol: The Movie: Learning Watch. Learn about features, setup, games, battery information, and consumer services.</p>



[PAW Patrol Learning Watch Parent's Guide - VTech](#)

Official parent's guide for the VTech PAW Patrol Learning Watch. Learn about features, setup, games, care, and troubleshooting for this interactive children's toy.