

Xmenha Trucker

Xmenha Trucker Bluetooth Headset Instruction Manual

Model: Trucker

1. OVERVIEW

This manual provides comprehensive instructions for the Xmenha Trucker Bluetooth Headset, designed for clear communication and versatile use. Please read this manual carefully before using the product to ensure proper operation and longevity.



The Xmenha Trucker Bluetooth Headset features a sleek design with an ear hook and integrated microphone.

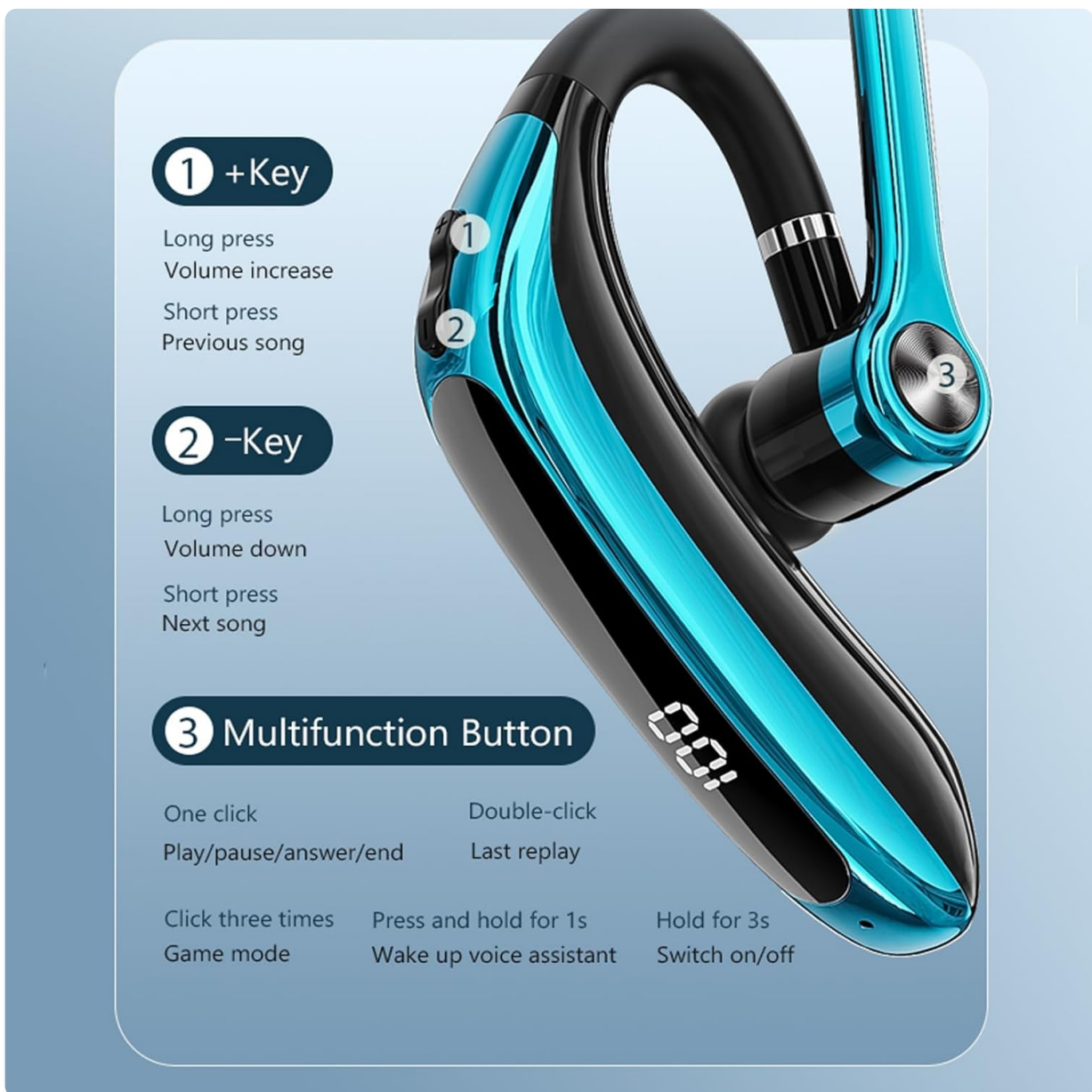
2. PACKAGE CONTENTS

Verify that all items are present in the package:

- Xmenha Trucker Bluetooth Headset (1 unit)
- USB Charging Cable (1 unit)
- User Manual (1 unit)
- Ear Caps (2 pairs)

3. PRODUCT DIAGRAM AND CONTROLS

Familiarize yourself with the headset's components and control buttons:



1 +Key

Long press
Volume increase

Short press
Previous song

2 -Key

Long press
Volume down

Short press
Next song

3 Multifunction Button

One click	Double-click	
Play/pause/answer/end	Last replay	
Click three times	Press and hold for 1s	Hold for 3s
Game mode	Wake up voice assistant	Switch on/off

The headset features a '+Key' for volume up and previous song, a '-Key' for volume down and next song, and a 'Multifunction Button' for various call and media controls.

Control Functions:

- **+Key:** Long press for Volume Increase. Short press for Previous Song.
- **-Key:** Long press for Volume Decrease. Short press for Next Song.
- **Multifunction Button:**
 - One click: Play/Pause, Answer/End Call.
 - Double-click: Last Replay.
 - Click three times: Game Mode.
 - Press and hold for 1 second: Wake up Voice Assistant.
 - Hold for 3 seconds: Switch On/Off.

4. SETUP

4.1 Charging the Headset

Before initial use, fully charge the headset. Connect the provided USB charging cable to the headset's

charging port and a compatible USB power source. The headset has a 300mAh battery capacity and requires approximately 1.5 hours for a full charge, providing 30-38 hours of continuous playtime.

Lower power consumption and better endurance

With high-performance polymer battery and low power consumption, the battery technology is further optimized to get rid of the trouble of frequent charging



The headset is designed for low power consumption, providing extended usage time on a single charge.

4.2 Pairing with Devices

1. Ensure the headset is powered off.
2. Press and hold the Multifunction Button until the indicator light flashes, indicating pairing mode.
3. On your device (smartphone, tablet, laptop), enable Bluetooth and search for available devices.
4. Select "Xmenha Trucker" from the list of found devices to connect.
5. Once successfully paired, the headset will automatically reconnect to previously paired devices upon powering on.

The headset utilizes Bluetooth 5.2 technology for stable connections up to 10 meters (33 feet).

One-to-two Device

Two Blue-tooth devices can be connected at the same time to switch at any time, and both call and entertainment are correct



The headset supports connecting to two Bluetooth devices concurrently, enabling seamless switching between calls and media.

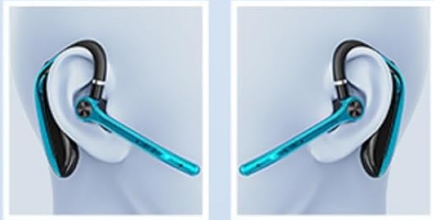
5. OPERATING INSTRUCTIONS

5.1 Wearing the Headset

The Xmenha Trucker Bluetooth Headset is designed for ergonomic comfort. The ear hook can rotate 180 degrees, and the cantilever microphone can adjust 270 degrees, allowing you to wear it comfortably on either your left or right ear. Choose the most suitable angle for optimal fit and microphone positioning.

Rotatable microphone, left and right ear wearable

270° rotatable microphone angle, 180° rotatable earpiece,
angle adjustment, free switching



Wearing in the right ear Wearing in the left ear



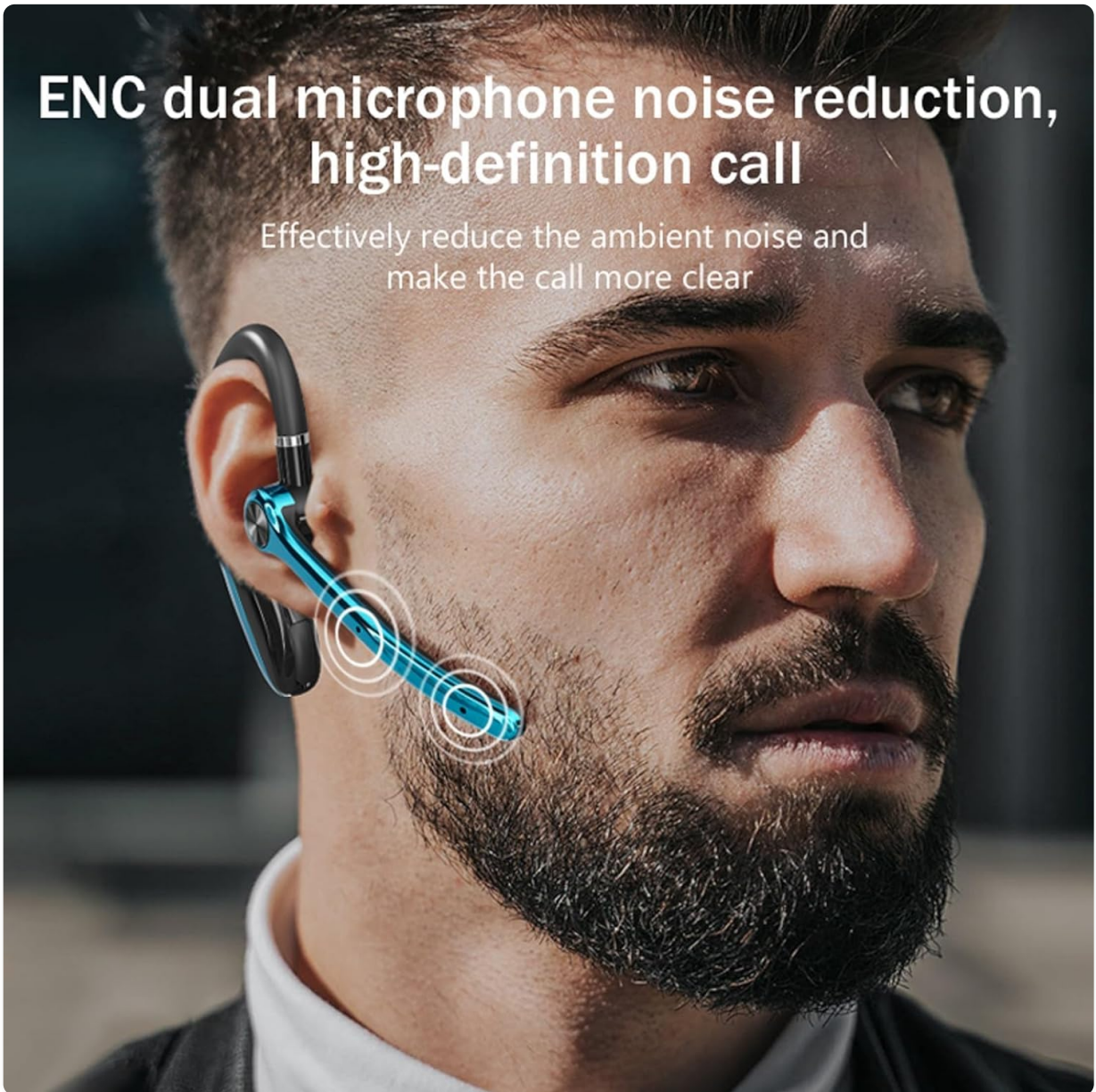
The headset's ear hook rotates 180 degrees, and the microphone boom adjusts 270 degrees, allowing for comfortable wear on either ear.

5.2 Making and Receiving Calls

The headset features an ENC (Environmental Noise Cancellation) dual microphone system to ensure clear, high-definition calls by reducing background noise.

ENC dual microphone noise reduction, high-definition call

Effectively reduce the ambient noise and
make the call more clear



Equipped with ENC dual microphone noise reduction technology, the headset ensures clear, high-definition calls by effectively reducing ambient noise.

- **Answering/Ending Calls:** Press the Multifunction Button once.
- **Rejecting Calls:** Press and hold the Multifunction Button for 2 seconds.
- **Redialing Last Number:** Double-click the Multifunction Button.

5.3 Audio Playback

Enjoy enhanced audio quality through the stereo woofer sound unit and optimized cavity design. Use the '+Key' and '-Key' for track navigation and volume control as described in Section 3.

5.4 Voice Assistant

Activate your device's voice assistant by pressing and holding the Multifunction Button for 1 second. This feature requires your mobile phone to support smart voice and be activated online.



Voice assistant

Wake up the voice assistant requires the mobile phone to carry smart voice and activate it online

The headset supports voice assistant activation, allowing users to control their device with voice commands.

6. MAINTENANCE

6.1 Cleaning

Wipe the headset with a soft, dry cloth. Avoid using harsh chemicals or abrasive materials.

6.2 Water Resistance

The headset features an IPX6 waterproof rating, providing protection against strong jets of water. This makes it suitable for use during workouts or in light rain. However, it is not designed for submersion in water.

7. TROUBLESHOOTING

If you encounter issues with your Xmenha Trucker Bluetooth Headset, try the following:

- **No Power:** Ensure the headset is fully charged.
- **Cannot Pair:** Ensure the headset is in pairing mode and within 10 meters of your device. Turn off and

on Bluetooth on your device, then try pairing again.

- **No Sound:** Check the volume levels on both the headset and your connected device. Ensure the headset is properly connected.
- **Poor Call Quality:** Ensure the microphone is positioned correctly. Move closer to your connected device to improve signal strength.

For further assistance, please refer to the product packaging for manufacturer contact information.

8. SPECIFICATIONS

Feature	Specification
Model Name	Trucker
Brand	Xmenha
Connectivity Technology	Wireless (Bluetooth)
Bluetooth Version	5.2
Bluetooth Range	10 Meters
Battery Capacity	300mAh
Playing Time	30-38 hours
Charging Time	1.5 Hours
Water Resistance Level	IPX6 (Waterproof)
Noise Control Features	ENC Dual Microphone Noise Reduction, Sound Isolation
Item Weight	20g (0.7 oz)
Product Dimensions	5.9 x 2 x 5.9 inches
Compatible Devices	iOS and Android devices, tablets, laptops, computers, MP3 players

9. OFFICIAL PRODUCT VIDEO

Your browser does not support the video tag.

This video provides a visual overview of the Xmenha Trucker Bluetooth Wireless Headset, showcasing its key features such as ENC noise reduction, IPX6 waterproofing, and ergonomic design.

10. WARRANTY AND SUPPORT

For warranty information and customer support, please refer to the documentation included with your product or visit the official Xmenha website. If you receive a defective product or have any questions during use, please contact the manufacturer directly.

