

Manuals+

[Q & A](#) | [Deep Search](#) | [Upload](#)

manuals.plus /

› [LEVOIT](#) /

› [LEVOIT Dual 150 3L Cool Mist Humidifier - Instruction Manual](#)

LEVOIT Dual 150

LEVOIT Dual 150 3L Cool Mist Humidifier - Instruction Manual

Model: LUH-D302-WUS

INTRODUCTION

This manual provides essential instructions for the safe and efficient operation, maintenance, and troubleshooting of your LEVOIT Dual 150 3L Cool Mist Humidifier. Please read this manual thoroughly before use and retain it for future reference.

IMPORTANT SAFETY INFORMATION

READ AND SAVE THESE INSTRUCTIONS

- Always place the humidifier on a firm, flat, water-resistant surface.
- Do not place the humidifier near heat sources such as stoves, ovens, or radiators.
- Ensure the humidifier is unplugged before cleaning or refilling.
- Use only clean, cool tap water or distilled water. Do not use hot water.
- This appliance is BPA-free and suitable for use in environments with babies and adults.
- The product is ETL Certified for safety and reliability.

PRODUCT COMPONENTS

The LEVOIT Dual 150 Humidifier includes the following:

- 1 x 3L Cool Mist Humidifier Dual 150
- 1 x Cleaning Brush
- 1 x User Manual (this document)
- 1 x Water Filter Sponge



Image: LEVOIT Dual 150 Humidifier with included accessories like cleaning brush and filter sponges, alongside lavender for aromatherapy.

SETUP

1. **Unpack and Place:** Remove all packaging materials. Place the humidifier on a flat, stable surface away from direct sunlight and heat sources.

2. Fill the Water Tank:

- Remove the top cover of the humidifier.
- Fill the tank with clean, cool water. Distilled or purified water is recommended to prevent mineral buildup and white dust. Do not exceed the MAX fill line.
- Replace the top cover securely.



Image: A hand pouring water directly into the top of the LEVOIT humidifier, demonstrating the easy top-fill design.

3. Connect Power: Plug the power cord into a suitable electrical outlet.

OPERATING INSTRUCTIONS

1. Power On/Off and Mist Control:

- Turn the knob clockwise to power on the humidifier and adjust the mist output from minimum to maximum.
- Turn the knob counter-clockwise until it clicks to power off the humidifier.



Image: A hand turning the knob on the front of the LEVOIT humidifier to adjust mist levels, with a sleeping person in the background.

2. **360° Rotating Nozzle:** The mist nozzle on top can be rotated 360 degrees to direct the mist in any desired direction.

Great Option for Plants



Image: A close-up view of the top of the LEVOIT humidifier, showing the 360-degree rotating mist nozzle being adjusted.

3. **Aromatherapy Function:** Add 10-15 drops of essential oils to the base chamber to diffuse fragrance into the air. Do not add essential oils directly into the water tank.



Image: The LEVOIT humidifier on a nightstand with an essential oil bottle and lavender, illustrating its aromatherapy function.

4. **Ultra-Quiet Operation:** The humidifier operates at a low noise level ($\leq 28\text{dB}$) for a peaceful environment.
5. **Automatic Shut-Off:** The humidifier will automatically turn off when the water tank is empty to prevent damage and ensure safety. A red indicator light will illuminate when the water level is low.

MAINTENANCE

Regular cleaning and maintenance are crucial for optimal performance and longevity of your humidifier.

1. Daily Maintenance:

- Empty and rinse the water tank and base daily.
- Wipe the inside of the tank and base with a soft, dry cloth.

2. Weekly Cleaning:

- Unplug the humidifier.
- Remove the top cover and water tank.

- Fill the water tank halfway with water and add 2 tablespoons of distilled white vinegar. Shake vigorously.
- Let it sit for 30 minutes, then empty.
- Use the provided cleaning brush to clean the nebulizer and any hard-to-reach areas.
- Rinse all parts thoroughly with clean water until the vinegar smell is gone.
- Wipe dry with a soft cloth.



Image: Hands using a small brush to clean the internal components of the humidifier base, emphasizing ease of cleaning.

3. **Water Filter Sponge:** The water filter sponge helps capture impurities. Replace it regularly, typically every 1 month, depending on water hardness. Search for "LEVOIT 10-Pack Humidifier Replacement Filters" (B09ZY9N6PD) on Amazon.

TROUBLESHOOTING

- **White Dust or Hums:** Use purified or distilled water to avoid white dust or possible humming noises, especially in areas with hard water.
- **Refill Indicator Light Red When Tank is Full:** Ensure the water tank and float are correctly placed, and the water outlet valve is clean. If the issue persists, contact customer support.
- **No Mist Production:** Check if the humidifier is plugged in and powered on. Ensure there is enough water in the tank. Clean the nebulizer if it appears clogged.

SPECIFICATIONS







Feature	Detail
Brand	LEVOIT
Model Name	Dual 150 (LUH-D302-WUS)
Water Tank Capacity	3 Liters
Run Time	Up to 25 hours (on lowest mist level)
Effective Range	107-290 ft² / 10-27 m²
Noise Level	≤ 28dB
Wattage	25W
Product Dimensions	7.2"D x 8.11"W x 11.57"H
Item Weight	3 lb / 1.38 kg
Special Features	Aroma Diffuser, Auto Shut Off, Easy Top-Fill, Quiet
Certifications	ETL Certified, BPA Free

WARRANTY AND SUPPORT

The LEVOIT Dual 150 Humidifier comes with a **2-year warranty**. For any product-related inquiries, issues, or support, please contact LEVOIT customer service. Your satisfaction is a priority.

© 2023 LEVOIT. All rights reserved.

Related Documents - Dual 150

	<p>Levoit Dual 150 Ultrasonic Cool Mist Humidifier User Manual and Safety Guide</p> <p>Comprehensive user manual for the Levoit Dual 150 Ultrasonic Cool Mist Humidifier (Models LUH-D302-WUS, LUH-D302-BUS). Includes setup, operation, maintenance, troubleshooting, and warranty information.</p>
	<p>Levoit Dual 150 Ultrasonic Cool Mist Humidifier User Manual</p> <p>User manual for the Levoit Dual 150 Ultrasonic Cool Mist Humidifier. Includes safety instructions, getting started guide, operation details, cleaning, and troubleshooting.</p>
	<p>Levoit Dual 150 Ultrasonic Cool Mist Humidifier User Manual</p> <p>User manual for the Levoit Dual 150 Ultrasonic Cool Mist Humidifier (Model LUH-D302-WUS). Includes safety information, getting started guide, operating instructions, cleaning and maintenance, troubleshooting, and warranty details.</p>
	<p>Levoit Dual 150 Ultrasonic Cool Mist Humidifier User Manual</p> <p>Comprehensive user manual for the Levoit Dual 150 Ultrasonic Cool Mist Humidifier, covering setup, operation, maintenance, troubleshooting, and warranty information. Learn how to use and care for your humidifier for optimal performance.</p>
	<p>Levoit Dual 150 Ultrasonic Cool Mist Humidifier User Manual</p> <p>User manual for the Levoit Dual 150 Ultrasonic Cool Mist Humidifier (Models LUH-D302-WCA, LUH-D302-BCA). Includes setup, operation, maintenance, troubleshooting, and warranty information.</p>
	<p>Levoit Dual 150 Ultrasonic Cool Mist Humidifier User Manual</p> <p>User manual for the Levoit Dual 150 Ultrasonic Cool Mist Humidifier, providing instructions on setup, operation, maintenance, and troubleshooting. Includes safety information and warranty details.</p>