

SteelSeries 62406

SteelSeries Aerox 5 Wireless Gaming Mouse User Manual

Model: 62406

INTRODUCTION

The SteelSeries Aerox 5 Wireless is an ultra-lightweight, high-performance gaming mouse designed for competitive play. It features a unique holey shell design for reduced weight, vibrant RGB lighting, and advanced wireless connectivity options. This manual provides essential information for setting up, operating, maintaining, and troubleshooting your Aerox 5 Wireless mouse.



Figure 1: Top-down view of the SteelSeries Aerox 5 Wireless Gaming Mouse, showcasing its lightweight holey design and customizable RGB lighting.

Key Features:

- **Ultra-lightweight Design:** Weighing only 74g, the mouse is engineered for fast, effortless movements.
- **AquaBarrier™ Protection:** IP54 rated for water splash and dust resistance, protecting internal components.
- **Quantum 2.0 Wireless:** Provides lag-free 2.4GHz wireless connectivity for gaming and Bluetooth 5.0 for versatile use.
- **Extended Battery Life:** Up to 180 hours of battery life on a single charge.
- **9 Programmable Buttons:** Fully customizable buttons, including a unique up/down flick switch for advanced control.
- **TrueMove Air Optical Sensor:** 18,000 DPI sensor co-developed with PixArt for pixel-perfect 1-to-1 tracking.
- **PrismSync RGB Lighting:** Radiant 3-zone RGB lighting with 16.8 million configurable colors.

SETUP

What's in the Box:

- SteelSeries Aerox 5 Wireless Gaming Mouse
- USB Type-C to USB Type-A Super Mesh Data/Charging Cable
- USB Type-C Wireless Dongle
- Aerox 5 Wireless Product Information Guide

Initial Connection:

1. **Charge the Mouse:** Connect the USB Type-C cable to the mouse and the USB Type-A end to your computer's USB port. Allow the mouse to charge fully before first use.
2. **Install SteelSeries GG Software:** For full customization and optimal performance, download and install the SteelSeries GG software from the official SteelSeries website. This software allows you to configure DPI settings, button assignments, RGB lighting, and more.
3. **Connect via 2.4GHz Wireless (Recommended for Gaming):**
 - Insert the USB Type-C wireless dongle into an available USB port on your computer.
 - Locate the switch on the bottom of the mouse. Slide the switch to the '2.4G' position.
 - The mouse should automatically connect to the dongle.
4. **Connect via Bluetooth 5.0:**
 - Slide the switch on the bottom of the mouse to the 'Bluetooth' position.
 - On your computer or device, navigate to Bluetooth settings and search for new devices.
 - Select 'Aerox 5 Wireless' from the list of available devices to pair.



Figure 2: The bottom of the Aerox 5 Wireless mouse, showing the switch for 2.4GHz, Off, and Bluetooth modes.

OPERATING THE MOUSE

Button Functions:

The Aerox 5 Wireless features 9 programmable buttons. Their default functions can be customized using the SteelSeries GG software.



Figure 3: Diagram illustrating the location and numbering of the 9 programmable buttons on the Aerox 5 Wireless mouse.

DPI Adjustment:

The mouse is equipped with an 18,000 DPI TrueMove Air optical sensor. DPI (Dots Per Inch) can be adjusted in increments via the SteelSeries GG software to suit your preference for precision and speed. There is a dedicated DPI button on the mouse, typically located behind the scroll wheel, which allows you to cycle through pre-set DPI profiles configured in the software.

RGB Lighting:

Customize the 3-zone PrismSync RGB lighting effects, colors, and brightness through the SteelSeries GG software to match your setup or mood.

Battery Management:

The Aerox 5 Wireless offers up to 180 hours of battery life. Battery status can be monitored via the SteelSeries GG software. When the battery is low, connect the mouse using the provided USB-C cable to charge it. The mouse can be used while charging.



Figure 4: The Aerox 5 Wireless offers extensive battery life and reliable Quantum 2.0 Wireless connectivity.

MAINTENANCE

Cleaning:

Despite its holey design, the Aerox 5 Wireless is protected by AquaBarrier™ technology (IP54 rated) against dust and splashes. To clean the mouse:

- Ensure the mouse is powered off.
- Use a soft, dry cloth to wipe down the exterior.
- For stubborn dirt, a slightly damp cloth can be used, but avoid excessive moisture.
- Do not use harsh chemicals or abrasive materials.

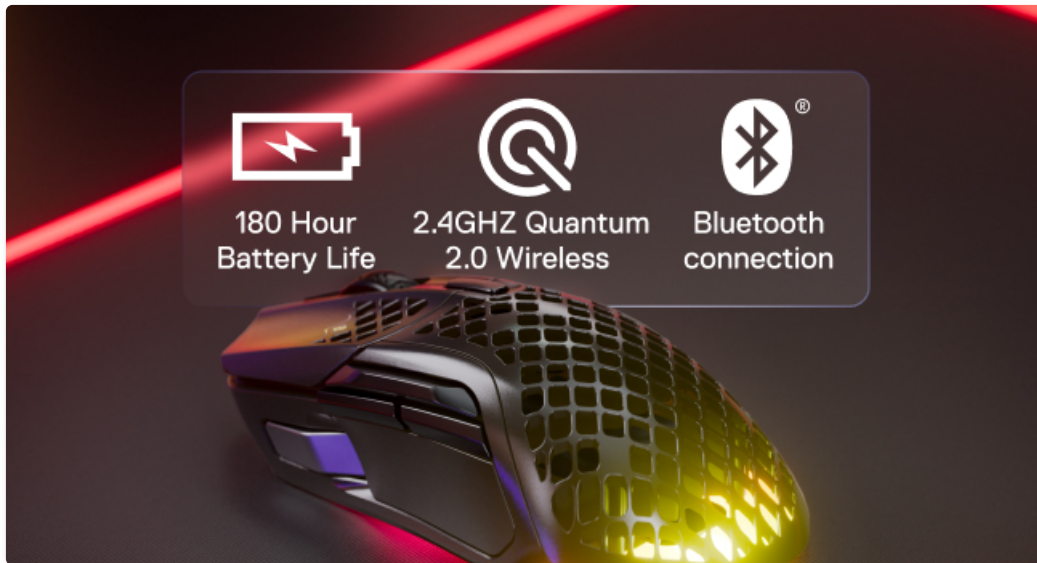


Figure 5: The AquaBarrier™ technology provides IP54 water and dust resistance for enhanced durability.

Battery Care:

- Avoid fully discharging the battery regularly to prolong its lifespan.
- Store the mouse in a cool, dry place when not in use for extended periods.

TROUBLESHOOTING

Common Issues and Solutions:

- **Mouse Not Responding:**
 - Ensure the mouse is charged.
 - Check the power/connectivity switch on the bottom of the mouse is set to '2.4G' or 'Bluetooth' as desired.
 - For 2.4GHz, ensure the dongle is securely plugged into a working USB port. Try a different USB port.
 - For Bluetooth, ensure Bluetooth is enabled on your device and the mouse is paired.
 - Restart your computer.
- **Intermittent Connectivity:**

- Ensure the wireless dongle is not obstructed and is close to the mouse.
- Avoid placing the dongle near other wireless devices that may cause interference.
- Update SteelSeries GG software and mouse firmware.

- **Software Profile Issues:**

- Ensure SteelSeries GG software is running in the background.
- Verify that game-specific profiles are correctly linked to their respective applications within the software.
- Consider setting common button functions to NUMPAD keys and remapping in-game if automatic profile switching is unreliable.

- **Scroll Wheel Malfunction:**

- Clean around the scroll wheel to remove any debris.
- If the issue persists, contact SteelSeries support.

- **DPI Indicator:**

- The Aerox 5 Wireless does not have a dedicated physical DPI indicator light. DPI changes are typically reflected in the SteelSeries GG software or by observing changes in cursor speed.

For further assistance, please refer to the SteelSeries support website or contact their customer service.

SPECIFICATIONS

| Feature | Detail |
|---------------------------------|---|
| Brand | SteelSeries |
| Model Number | 62406 |
| Connectivity Technology | 2.4GHz Wireless, Bluetooth 5.0, USB (wired mode) |
| Movement Detection Technology | Optical (TrueMove Air Sensor) |
| DPI | Up to 18,000 DPI |
| Programmable Buttons | 9 |
| Weight | 74 grams (2.61 ounces) |
| Dimensions (LxWxH) | 5.07 x 2.68 x 1.66 inches |
| Battery Life | Up to 180 hours |
| Water/Dust Resistance | IP54 (AquaBarrier™) |
| Hardware Platform Compatibility | SteelSeries GG, Windows 8.1+, MacOS 10.13+, Xbox, Linux (USB port required) |

WARRANTY AND SUPPORT



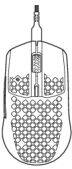
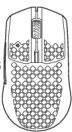
SteelSeries products are covered by a limited warranty. For detailed warranty information, please visit the official SteelSeries website. Keep your proof of purchase for warranty claims.

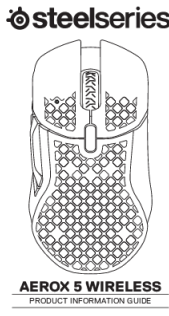
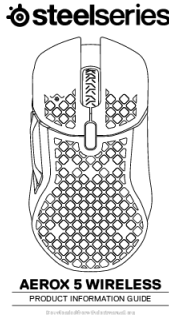
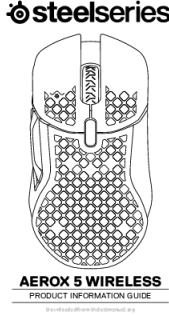
Customer Support:

If you encounter any issues or have questions regarding your SteelSeries Aerox 5 Wireless Gaming Mouse, please visit the [SteelSeries Support Page](#) or contact their customer service directly. You can also find FAQs and troubleshooting guides on their website.

© 2024 SteelSeries. All rights reserved.

Related Documents - 62406

| | |
|--|---|
|   AEROX 9 WIRELESS PRODUCT INFORMATION GUIDE | SteelSeries Aerox 9 Wireless Gaming Mouse: Product Information Guide Comprehensive guide for the SteelSeries Aerox 9 Wireless gaming mouse, covering setup, features, compatibility, and regulatory information. Learn how to connect, customize, and optimize your gaming experience. |
|  AEROX 3 PRODUCT INFORMATION GUIDE | SteelSeries Aerox 3 Gaming Mouse - Product Information Guide Comprehensive product information guide for the SteelSeries Aerox 3 lightweight gaming mouse, covering setup, system requirements, product overview, and regulatory compliance. |
|  AEROX 3 WIRELESS PRODUCT INFORMATION GUIDE | SteelSeries Aerox 3 Wireless Gaming Mouse Guide Comprehensive guide for the SteelSeries Aerox 3 Wireless gaming mouse, covering setup, features, system requirements, and SteelSeries Engine software. |

| | |
|---|--|
|  <p>AEROX 5 WIRELESS PRODUCT INFORMATION GUIDE</p> | <p>SteelSeries Aerox 5 Wireless Product Information Guide</p> <p>Comprehensive guide for the SteelSeries Aerox 5 Wireless gaming mouse, covering setup, features, compatibility, and regulatory information.</p> |
|  <p>AEROX 5 WIRELESS PRODUCT INFORMATION GUIDE</p> | <p>SteelSeries Aerox 5 Wireless Gaming Mouse: Product Information Guide</p> <p>Comprehensive guide to the SteelSeries Aerox 5 Wireless gaming mouse, covering setup, features, specifications, and regulatory information.</p> |
|  <p>AEROX 5 WIRELESS PRODUCT INFORMATION GUIDE</p> | <p>SteelSeries Aerox 5 Wireless Gaming Mouse: Product Information Guide</p> <p>Comprehensive product information guide for the SteelSeries Aerox 5 Wireless gaming mouse, covering setup, features, compatibility, and regulatory information.</p> |