

Manuals+

[Q & A](#) | [Deep Search](#) | [Upload](#)

manuals.plus /

- › [Alpicool](#) /
- › [Alpicool TAW35 Portable Freezer User Manual](#)

Alpicool TAW35

Alpicool TAW35 Portable Freezer User Manual

Comprehensive guide for your Alpicool TAW35 Portable Freezer, 12 Volt Refrigerator with Wheels, Dual Zone Temperature Control, 37 Quart (35 Liter) 12V Car Fridge Freezer for Travel, Camping, Fishing, Outdoor.

PRODUCT OVERVIEW

The Alpicool TAW35 Portable Freezer is a versatile 37-quart (35-liter) 12-volt refrigerator designed for travel, camping, fishing, and outdoor activities. It features dual-zone temperature control, allowing each compartment to function independently as a refrigerator or freezer. Equipped with wheels and a draw bar, it offers enhanced portability. Additional features include an inner LED light, drain plug, storage baskets, and a cutting board for convenience.



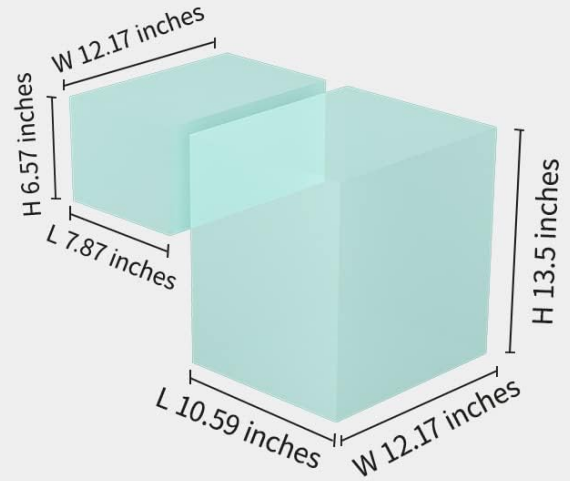
Image: The Alpicool TAW35 Portable Freezer, showcasing its compact design, wheels, and pull-out handle for easy transport.

KEY FEATURES

- **37 Quart Capacity:** Spacious interior for various food and beverage items.
- **Dual Zone Temperature Control:** Each compartment can be set independently as a refrigerator or freezer.
- **Portable Design:** Equipped with wheels and a draw bar for easy transportation.
- **Car Battery Protection:** Three levels (Low, Med, High) to prevent vehicle battery drain.
- **High Efficiency Cooling System:** Achieves temperatures down to -4°F (-20°C) with low noise.
- **Convenient Accessories:** Includes inner LED light, drain plug, storage baskets, and a cutting board.
- **Anti-shake & Anti-shock:** Designed to operate safely even at a 45° incline for short periods.

37 Quart LARGE CAPACITY

Meet Travel Needs Enough



or



Image: Visual representation of the 37-quart capacity and product dimensions, illustrating how various items can be stored.

45° Anti-shake & Anti-shock

Safe to run less than a 45° in short time



Image: The portable freezer positioned on uneven terrain, highlighting its anti-shake and anti-shock capabilities for stable operation during travel.

SETUP

Unboxing and Initial Placement

1. Carefully remove the portable freezer from its packaging.
2. Inspect the unit for any signs of damage during transit.
3. Place the freezer on a flat, stable surface. Ensure adequate ventilation around the unit, especially near the compressor vents.
4. Allow the unit to stand upright for at least 6 hours before connecting to power, especially if it was transported horizontally. This allows the refrigerant to settle.

Power Connection

The Alpicool TAW35 supports multiple power input options:

- **12V/24V DC:** Connect the DC power cord to your vehicle's cigarette lighter socket or a dedicated 12V/24V power outlet.
- **100-240V AC:** Use the AC adapter to connect the freezer to a standard household power outlet.
- **Solar Panel/Power Station:** The unit can also be powered by a compatible solar panel or portable power station (sold separately) for off-grid use.

Ensure the power source matches the unit's requirements to prevent damage.

OPERATING INSTRUCTIONS

Control Panel Operation

The freezer features an intuitive LCD control panel for temperature adjustment and monitoring.

1. **Power On/Off:** Press the power button to turn the unit on or off.
2. **Temperature Adjustment:** Use the '+' and '-' buttons to set the desired temperature for each zone. The LCD panel displays the current temperature and settings.
3. **Mode Selection:** Switch between MAX (fast cooling) and ECO (energy-saving) modes as needed.

KEEP FOOD FRESH ALL WAY

Adjustable temperature: -4°F-68°F, nothing gets wet or soggy



50°F :
Fruit and vegetable



32°F : Drink



1.4°F:
Ice Cream



-4°F:
Meet

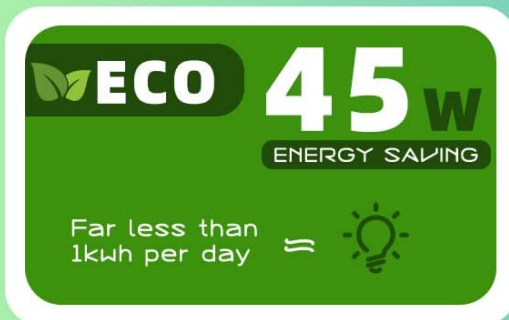


Image: The control panel displaying temperature settings and the options for ECO and MAX cooling modes.

Smartphone App Control

For added convenience, the Alpicool TAW35 can be controlled via a smartphone app (Bluetooth connectivity required). This allows you to monitor and adjust temperatures remotely.

1. Download the official Alpicool app from your device's app store.
2. Enable Bluetooth on your smartphone and open the app.
3. Follow the in-app instructions to pair your device with the freezer.
4. Once connected, you can adjust temperatures, switch modes, and monitor battery status from your phone.

Your browser does not support the video tag.

Video: An official Alpicool video demonstrating the features of the TAW series car fridge freezer, including its portability, temperature control, and smartphone app connectivity.

TEMPERATURE CONTROL

The Alpicool TAW35 features dual-zone temperature control, allowing you to set different temperatures for each compartment. This enables simultaneous refrigeration and freezing.

- Cooling range: -4°F (-20°C) to 68°F (20°C).
- The LCD panel provides precise temperature readings for both zones.
- You can reverse the lid to change the opening direction for convenience.



Image: An illustration of the dual compartments, highlighting the independent temperature control for each side, allowing for both refrigeration and freezing.

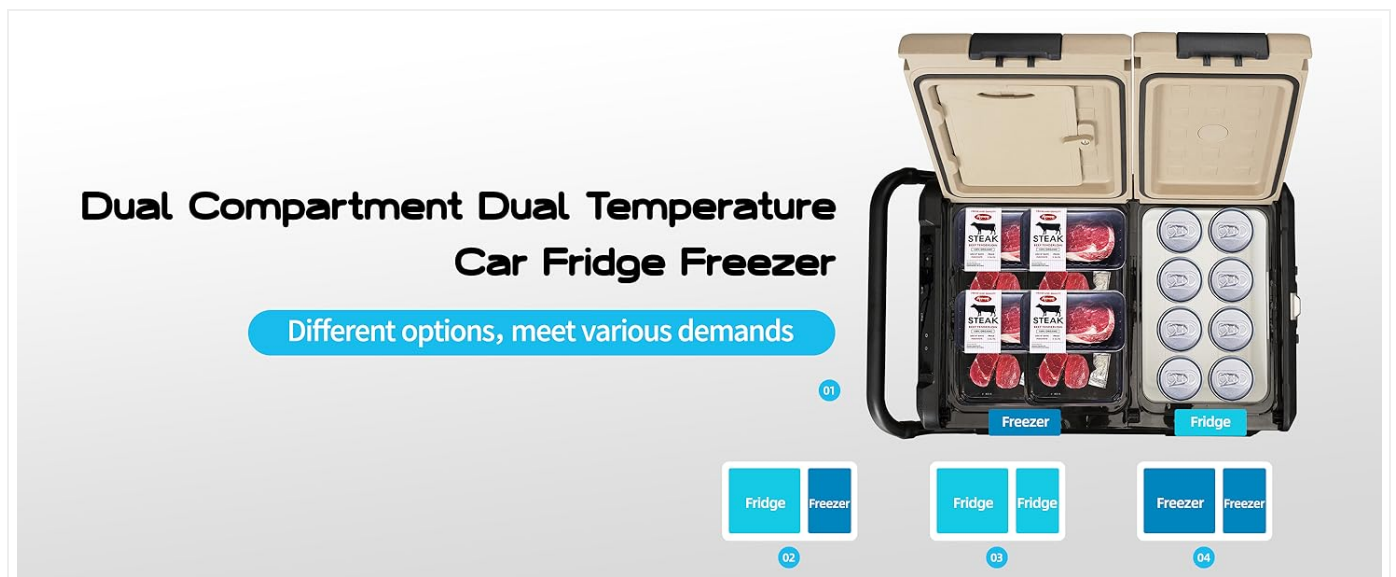


Image: Different configurations for the dual compartments, demonstrating flexibility in setting both sides as fridge, freezer, or a combination.

BATTERY PROTECTION

The unit is equipped with a car battery protection system to prevent excessive discharge of your vehicle's battery. There are three protection levels: Low, Med, and High.

- **High:** Provides maximum protection for your vehicle battery, cutting off power at a higher voltage.
- **Med:** A balanced setting for typical use.
- **Low:** Allows for deeper discharge of the battery before cutoff, suitable when the freezer is connected to a dedicated auxiliary battery.

Adjust the setting based on your vehicle's battery health and usage scenario. Refer to the diagram below for specific cut-off

voltages.



Image: A visual guide to the three battery protection levels (High, Med, Low) and their corresponding cut-off voltages for 12V and 24V systems.

POWER SUPPLY MODES

The Alpicool TAW35 offers flexible power options to suit various environments:

- **12V/24V DC:** Directly connect to your car, truck, or RV's DC power outlet.
- **100-240V AC:** Use the provided AC adapter for home or standard electrical outlets.
- **Solar Panel + Power Station:** For extended off-grid use, the unit can be powered by a compatible portable power station and solar panel setup (accessories not included).

Optional Power Supply Mode



Image: A visual guide illustrating the different power supply options available for the Alpicool TAW35, including car, home, and solar/power station connections.

MAINTENANCE

Proper maintenance ensures the longevity and optimal performance of your portable freezer.

- **Cleaning:** Wipe the interior and exterior surfaces with a damp cloth and mild detergent. Avoid abrasive materials that could scratch the finish.
- **Drainage:** Utilize the integrated drain plug for easy water removal during cleaning or defrosting.
- **Storage:** When not in use for extended periods, ensure the unit is clean and dry. Store in a well-ventilated area, away from direct sunlight and extreme temperatures.
- **Avoid Submergence:** Do not submerge the unit in water.
- **Protect from Harsh Weather:** While designed for outdoor use, prolonged exposure to extreme weather conditions (e.g., heavy rain, intense heat) should be avoided.

Image: Detailed views of key features such as the secure latch, integrated cutting board, removable storage basket, internal LED light, and convenient drain plug, all contributing to ease of use and maintenance.

TROUBLESHOOTING

If you encounter issues with your Alpicool TAW35, refer to the following common troubleshooting steps:

Problem	Possible Cause	Solution
Unit not powering on.	No power, loose connection, blown fuse.	Check power cable connection, ensure power outlet is functional, check vehicle's fuse.
Not cooling effectively.	Poor ventilation, overloaded, door not sealed, high ambient temperature.	Ensure proper ventilation, do not overfill, check door seal, consider moving to a cooler environment.
Error code on display.	Sensor fault, voltage issue.	Refer to the full manual for specific error codes. Try restarting the unit.
Excessive noise.	Unit not level, fan obstruction.	Place on a level surface, check for obstructions around the fan.

If the issue persists after attempting these solutions, please contact Alpicool customer support.

SPECIFICATIONS

Brand: Alpicool

Model: TAW35

Capacity: 37 Quarts (35 Liters)

Product Dimensions: 18.11"D x 28"W x 17.36"H

Item Weight: 44.2 pounds

Material: Plastic

Cooling Range: -4°F (-20°C) to 68°F (20°C)

Power Input: 12V/24V DC, 100-240V AC

Special Features: Dual Zone Temperature Control, Wheels, Draw Bar, Car Battery Protection, Inner LED Light, Drain Plug, Storage Baskets, Cutting Board.

Insulation Material: Polyurethane Foam

Recommended Uses: Camping, Fishing, Traveling, Outdoor

WARRANTY AND SUPPORT

For warranty information, technical support, or service inquiries, please refer to the warranty card included with your product or visit the official Alpicool website. You can also visit the Alpicool Brand Store on Amazon for more information and product support.

Alpicool Brand Store: <https://www.amazon.com/stores/Alpicool/page/140FD2A0-90AE-4E30-A545-009FF8734FE5>

