

Manuals+

[Q & A](#) | [Deep Search](#) | [Upload](#)

manuals.plus /

- › [Alpicool](#) /
- › [Alpicool TA35 Portable Freezer User Manual](#)

Alpicool TA35

Alpicool TA35 Portable Freezer User Manual

Model: TA35 | Brand: Alpicool

1. INTRODUCTION AND OVERVIEW

The Alpicool TA35 Portable Freezer is a versatile 37-quart (35-liter) dual-zone car refrigerator designed for mobile cooling needs. It operates on both 12V/24V DC and 100-240V AC power, making it suitable for various applications such as travel, camping, fishing, and road trips. This manual provides essential information for safe and efficient operation, maintenance, and troubleshooting.



Image: The Alpicool TA35 Portable Freezer in its closed state, showcasing its compact and robust design.

2. SAFETY INFORMATION

Please read all safety warnings and instructions carefully before using this appliance to prevent injury or damage.

- Ensure the power supply voltage matches the appliance's requirements.
- Do not operate the appliance if the power cord is damaged.
- Keep the ventilation openings clear of obstructions to ensure proper airflow.
- Avoid placing the appliance in direct sunlight or near heat sources.
- Do not immerse the appliance in water or expose it to excessive moisture.
- Always disconnect power before cleaning or performing maintenance.

3. PRODUCT FEATURES

The Alpicool TA35 is equipped with several features designed for convenience and performance:

- **Dual Zone Temperature Control:** Each compartment can be independently set as a refrigerator or freezer.

- **Generous Capacity:** 37 Quarts (35 Liters) total volume.
- **Multiple Power Options:** Compatible with 12V/24V DC for vehicles and 100-240V AC for home use.
- **Wide Temperature Range:** Capable of cooling from -4°F (-20°C) to 68°F (20°C).
- **Car Battery Protection:** Three adjustable levels (Low, Med, High) to prevent vehicle battery drain.
- **Cooling Modes:** MAX mode for rapid cooling and ECO mode for energy efficiency.
- **Internal LED Light:** For easy visibility inside the compartments.
- **Drain Plug:** Simplifies cleaning and water removal.
- **Storage Baskets:** Helps organize contents within the compartments.
- **Integrated Cutting Board:** Conveniently located on the lid for food preparation.
- **Detachable Doors:** Lids can be reversed to change opening direction.
- **Anti-shake & Anti-shock Design:** Ensures stable operation during travel.

KEEP FOOD FRESH ALL WAY

Adjustable temperature: -4°F-68°F, nothing gets wet or soggy



50°F :
Fruit and vegetable



32°F : Drink



1.4°F:
Ice Cream



-4°F:
Meet

ECO 45w
ENERGY SAVING

Far less than 1kwh per day \approx 

MAX 60w
FAST COOLING



15 min from 77°F to 32°F

Image: Visual representation of the Alpicool TA35's cooling capabilities and energy-saving ECO mode.

MULTIPLE POWER SUPPLY MODE

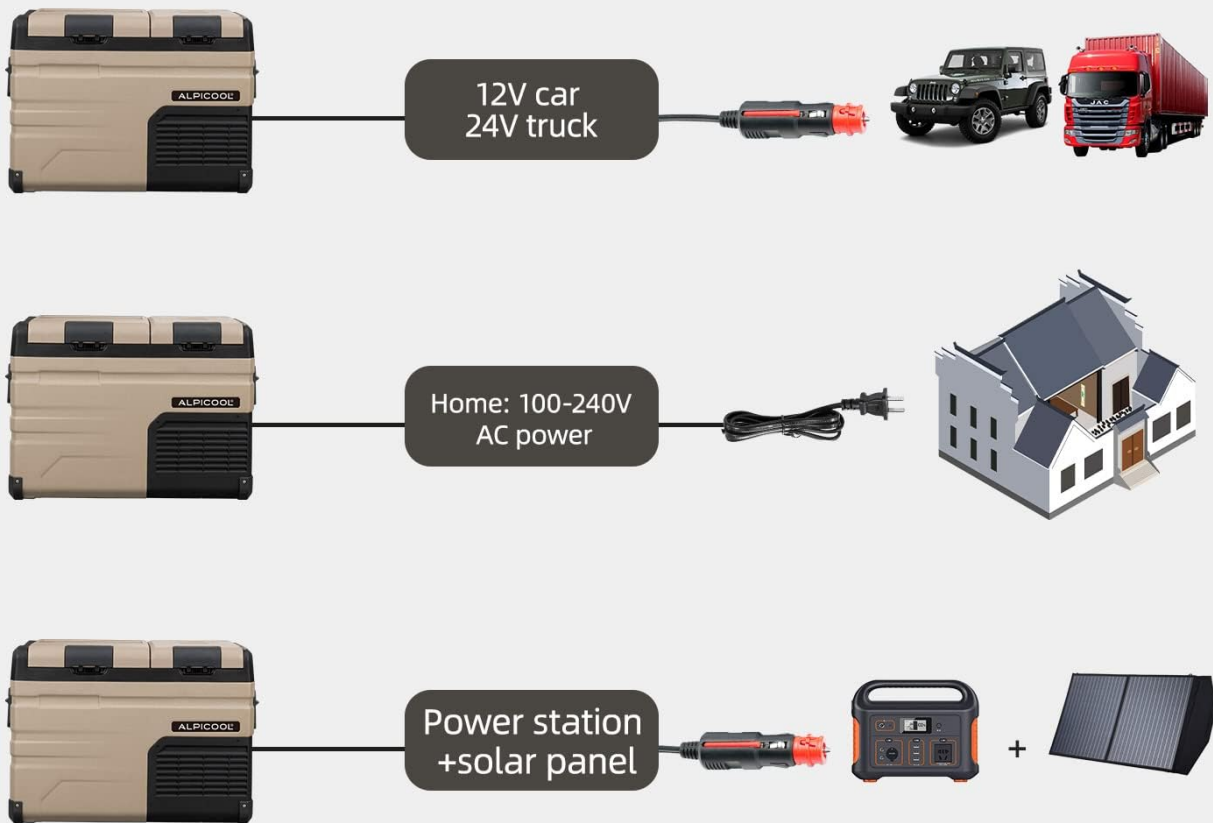



Image: Diagram illustrating the various power supply options for the Alpicool TA35, including 12V/24V DC, 100-240V AC, and solar panel compatibility.

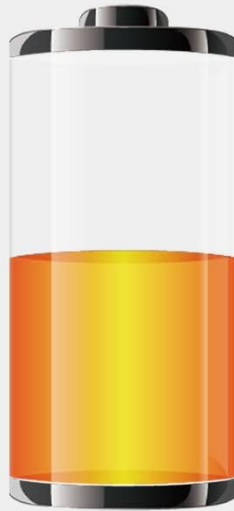
3 LEVEL BATTERY PROTECTION

HIGH



CUT-OUT/IN 12V: 11.1V-12.4V
CUT-OUT/IN 24V: 24.3V-25.7V

MED



CUT-OUT/IN 12V: 10.1V-11.4V
CUT-OUT/IN 24V: 22.3V-23.7V

LOW



CUT-OUT/IN 12V: 9.0V-10.9V
CUT-OUT/IN 24V: 21.3V-22.7V

Image: Illustration of the three battery protection levels (High, Med, Low) and their corresponding cut-out voltages for 12V and 24V systems.

4. SETUP

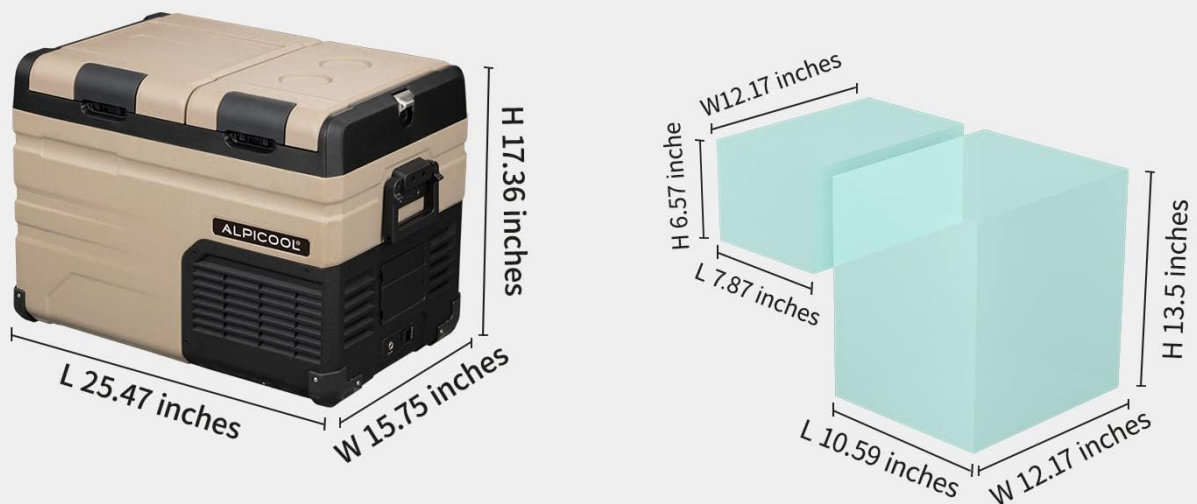
- 1. Unpacking:** Carefully remove the portable freezer from its packaging. Retain packaging for future storage or transport.
- 2. Initial Cleaning:** Before first use, wipe the interior and exterior with a damp cloth and mild detergent. Ensure it is completely dry before plugging in.
- 3. Power Connection:**
 - **DC Power (12V/24V):** Connect the DC power cord to the freezer's DC input port and then to your vehicle's cigarette lighter socket or a compatible 12V/24V power source.
 - **AC Power (100-240V):** Connect the AC power adapter to the freezer's AC input port, then plug the adapter into a standard wall outlet.
- 4. Lid Orientation:** The dual lids are detachable and can be reversed to open from either the left or right side,

depending on your preference and setup.

5. **Internal Baskets:** Place the provided storage baskets into the compartments as desired. The central divider can be removed if a single large compartment is preferred.

37 QUART LARGE CAPACITY

Meet Travel Needs Enough



or



Image: Detailed diagram showing the external dimensions and internal capacity of the Alpicool TA35, including examples of how many cans or bottles it can hold.

5. OPERATION

The Alpicool TA35 features an intuitive control panel and can also be managed via a mobile application.

Control Panel Functions:

- **Power Button:** Press and hold to turn the unit ON/OFF.
- **Temperature Adjustment (+/-):** Use these buttons to increase or decrease the desired temperature for each zone.
- **Mode Button:** Toggle between MAX (fast cooling) and ECO (energy-saving) modes.

- **Battery Protection Setting:** Press the settings button to cycle through Low, Med, and High battery protection levels.
- **Zone Selection:** Buttons to select which compartment's temperature you are adjusting.

Temperature Setting:

Once powered on, use the zone selection buttons to choose the compartment you wish to adjust. Then, use the '+' and '-' buttons to set your desired temperature. The display will show the current and target temperatures.

Battery Protection:

This feature protects your vehicle's battery from excessive discharge. Select the appropriate level based on your battery type and usage:

- **High:** Highest protection, cuts off power at a higher voltage (e.g., 11.1V for 12V system).
- **Med:** Moderate protection (e.g., 10.1V for 12V system).
- **Low:** Lowest protection, allows deeper discharge (e.g., 9.0V for 12V system).

Mobile App Control:

The Alpicool TA35 can be controlled via a dedicated mobile application (available for iOS and Android). Connect your smartphone via Bluetooth to monitor temperatures, adjust settings, and switch modes remotely.

Video: An official Alpicool overview demonstrating key features of the TA Series, including phone charging, integrated cutting board, bottle opener, and mobile app temperature control.

6. MAINTENANCE

Regular maintenance ensures optimal performance and longevity of your Alpicool TA35.

Cleaning:

- **Interior:** Use a soft cloth dampened with mild detergent and warm water. For stubborn stains, a small amount of baking soda paste can be used. Rinse thoroughly and dry completely. Utilize the drain plug at the bottom for easy water removal.
- **Exterior:** Wipe with a damp cloth. Avoid abrasive cleaners or solvents.
- **Ventilation Grilles:** Periodically clean dust and debris from the ventilation grilles using a soft brush or vacuum cleaner to ensure proper heat dissipation.

Defrosting:

If a thick layer of ice forms inside, turn off the unit and allow the ice to melt naturally. Use the drain plug to remove melted water. Do not use sharp objects to remove ice.

Storage:

When not in use for extended periods, ensure the unit is clean and dry. Store it in a cool, dry place with the lids slightly ajar to prevent odors and mold growth.

7. TROUBLESHOOTING

If you encounter issues with your Alpicool TA35, refer to the following common problems and solutions:

Problem	Possible Cause	Solution
Unit not turning on	No power, loose connection, blown fuse.	Check power cable connection, try a different power outlet/source, check vehicle's fuse.
Not cooling sufficiently	Temperature setting too high, ventilation blocked, excessive contents, ambient temperature too high.	Lower temperature setting, ensure vents are clear, do not overfill, move to a cooler environment.
Unit is beeping sporadically	Low voltage protection activated, sensor error, loose connection.	Check power supply voltage, adjust battery protection level (if safe), ensure connections are secure. If persistent, contact customer support.
Display shows error code	Internal fault.	Refer to the specific error code in the full manual (if provided) or contact customer support.

If the problem persists after attempting these solutions, please contact Alpicool customer support for further assistance.

8. SPECIFICATIONS

Specification	Detail
Brand	Alpicool
Model Name	TA35
Capacity	37 Quarts (35 Liters)
Product Dimensions (D x W x H)	15.75" x 25.47" x 17.36"
Item Weight	34.2 Pounds
Power Input	12V/24V DC, 100-240V AC
Temperature Range	-4°F to 68°F (-20°C to 20°C)
Material	Plastic
Special Features	Portable, Dual Zone, Battery Protection
Included Components	Inner LED light, drain plug, storage baskets, cutting board, double detachable fridge doors

9. WARRANTY AND SUPPORT

Alpicool products are manufactured to high-quality standards and are backed by a manufacturer's warranty. For specific warranty details, registration, or technical support, please refer to the warranty card included with your product or visit the official Alpicool website. Please have your model number (TA35) and purchase information ready when contacting support.

For additional resources and product information, you may visit the [Alpicool Brand Store](#).