

Manuals+

[Q & A](#) | [Deep Search](#) | [Upload](#)

Manuals.plus /

- › [MLILY](#) /
- › MLILY 6-inch Twin Memory Foam Mattress Instruction Manual

MLILY ME5-311-6TWIN

MLILY 6-inch Twin Memory Foam Mattress Instruction Manual

Model: ME5-311-6TWIN | Brand: MLILY

INTRODUCTION

Thank you for choosing the MLILY 6-inch Twin Memory Foam Mattress. This manual provides essential information for setting up, using, and maintaining your new mattress to ensure optimal comfort and longevity. Please read these instructions carefully before use.

PRODUCT OVERVIEW

The MLILY 6-inch Twin Memory Foam Mattress is designed to provide a medium-firm feel, offering a balance of comfort and support. It features advanced materials and construction for a restful sleep experience.

Key Features:

- **Medium-Firm Feel:** Engineered to provide supportive comfort for most body types and sleep positions, promoting proper spinal alignment.
- **Gel Infused Memory Foam:** Features a cooling gel infusion that helps dissipate heat, maintaining a comfortable sleep temperature while retaining the body-conforming and pressure-relieving properties of memory foam.
- **Fiberglass-Free FR Inner Cover:** Equipped with a rib fabric inner cover (92% Cotton, 8% Polyester) that acts as a safe and effective flame retardant layer, free from fiberglass and other harmful fire-retardant chemicals.
- **CertiPUR-US Certified Foam:** All foam materials are made without ozone depleters and meet CertiPUR-US safety standards, ensuring minimal off-gassing and a healthier sleep environment.
- **Unparalleled Quality Control:** Manufactured with high standards and eco-conscious practices, with over 90% of mattress orders fulfilled by U.S. factories.

Embrace the Comfortable Mattress

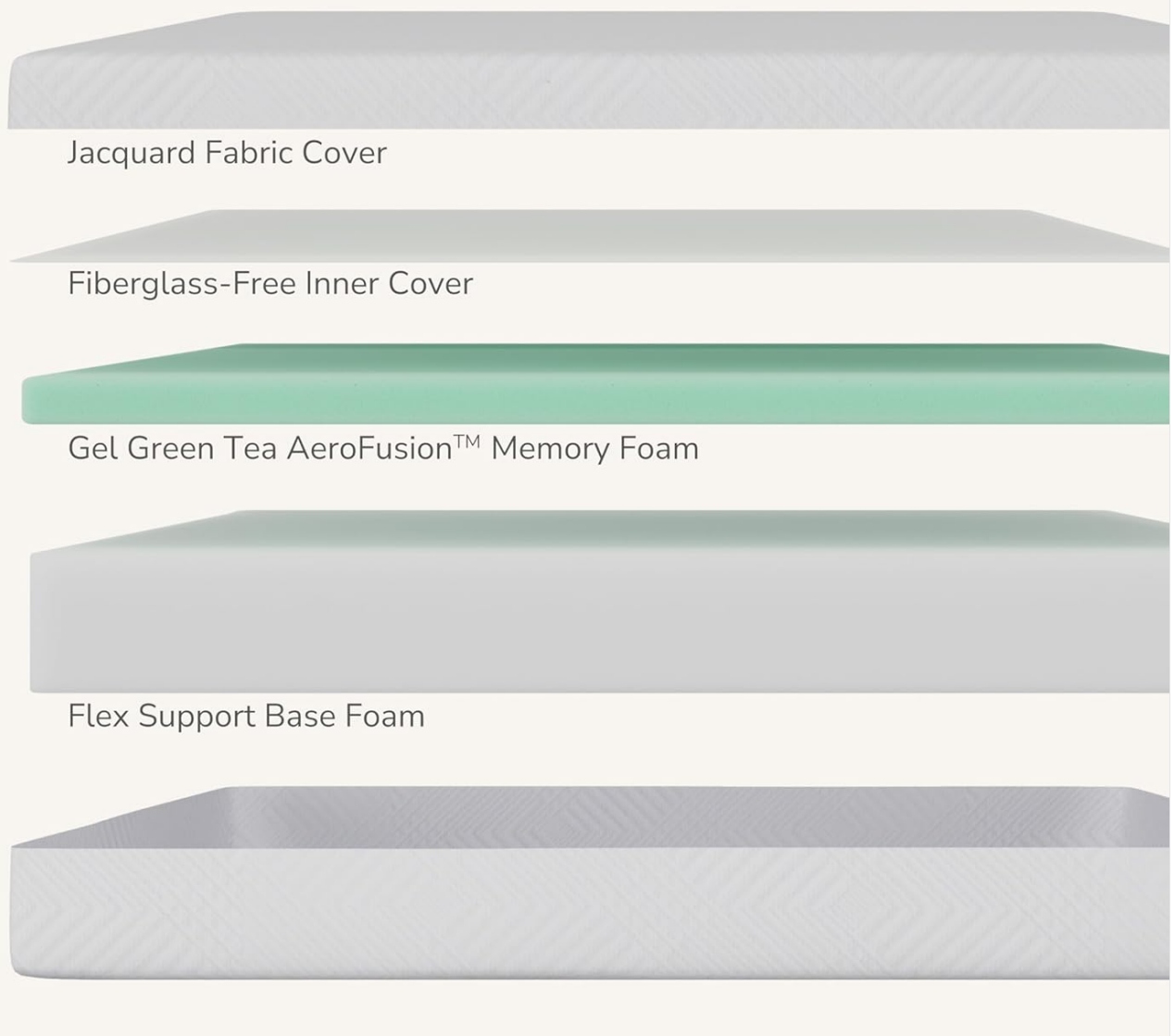



Figure 1: MLILY Mattress Layer Diagram. This image illustrates the internal construction of the mattress, highlighting each layer from the Jacquard Fabric Cover to the Flex Support Base Foam.

SETUP INSTRUCTIONS

Your MLILY mattress is conveniently compressed and rolled into a box for easy shipping and maneuverability. Follow these steps for proper setup:

1. **Prepare the Area:** Place the boxed mattress in the room where it will be used. Ensure there is enough clear space to unroll the mattress.
2. **Unbox:** Carefully open the outer packaging.
3. **Unroll:** Remove the compressed mattress from the box and unroll it onto your bed frame or flat surface.
4. **Remove Plastic:** Carefully cut and remove the plastic wrapping. Avoid using sharp objects that could damage the mattress fabric.
5. **Allow to Expand:** The mattress will begin to expand immediately. Allow it to fully decompress for at least 2 hours, though full expansion may take up to 24-48 hours. Walking on the surface can help speed up this process.
6. **Ventilation:** It is normal for a new mattress to have a slight "new mattress" smell (off-gassing). Allow the mattress to air out

in a well-ventilated area for a few hours to dissipate any odors.



Easy Set Up



1 Unbox



2 Unroll



3 Wait



4 Enjoy

Figure 2: Easy Setup Guide. This image visually guides you through the simple four-step process of setting up your new MLILY mattress.

USAGE AND COMFORT

The MLILY 6-inch Twin Memory Foam Mattress is versatile and suitable for various indoor scenarios, including kids' beds, daybeds, bunk beds, and guest rooms. Its medium-firm feel is designed to provide optimal support and comfort for growing children and adults alike.

- **Pressure Relief:** The memory foam conforms to the body's natural curves, relieving pressure points and ensuring a comfortable sleep.
- **Spinal Alignment:** The supportive core helps maintain proper spinal alignment, which is crucial for healthy development and reducing back discomfort.
- **Cooling Properties:** The gel-infused foam actively works to regulate temperature, preventing overheating during sleep.

Ensuring Restful Sleep

Contouring to your body & Relieving pressure

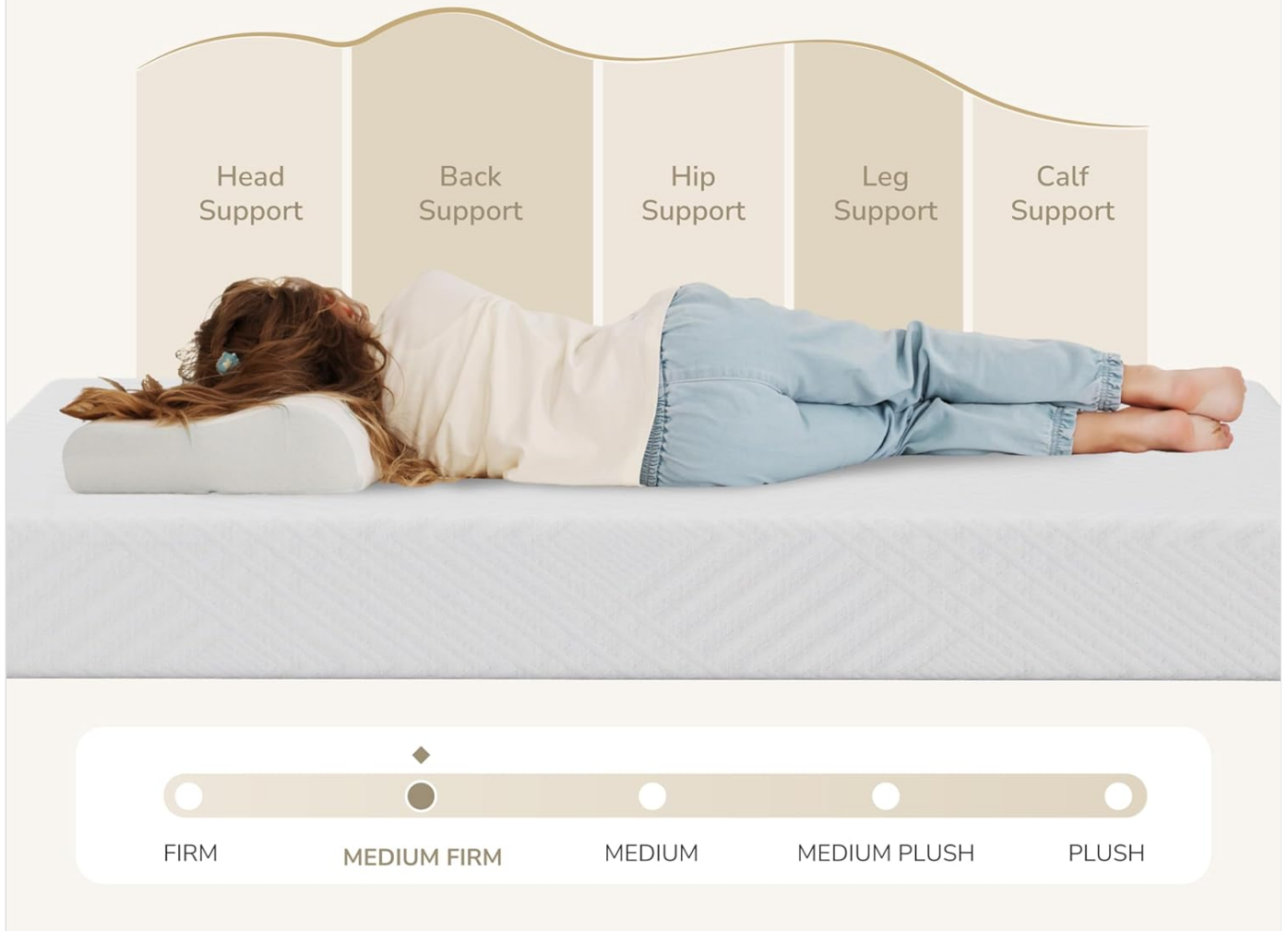


Figure 3: Ensuring Restful Sleep. This image illustrates how the mattress contours to the body, providing support to key areas and relieving pressure, with a firmness rating of medium-firm.



Multi-Indoor Scenario Application



Boxing Spring



Platform



Floor



Traditional Bed



Dorm Room



Adjustable bed

Figure 4: Multi-Indoor Scenario Application. This image demonstrates the versatility of the MLILY mattress, showing its compatibility with different bed bases and settings.

CARE AND MAINTENANCE

Proper care will extend the life of your MLILY mattress. Follow these guidelines:

- **Cleaning the Cover:** The Jacquard fabric cover can be removed for cleaning. It is recommended to **Hand Wash Only**. Do not use harsh detergents or bleach.
- **Spot Cleaning:** For minor spills, spot clean with a mild detergent and water. Blot the area gently and allow it to air dry completely before replacing the cover or using the mattress.
- **Ventilation:** Periodically air out your mattress by removing bedding to allow for fresh air circulation.
- **Protection:** Consider using a mattress protector to guard against spills, stains, and allergens, further extending the mattress's lifespan.
- **Rotation:** Rotate your mattress every 3-6 months to promote even wear and maintain its shape and support.

SPECIFICATIONS

Attribute	Detail
Brand	MLILY
Model Name	ME5-311-6TWIN
Size	Twin
Product Dimensions	75"L x 38"W x 6"Th
Item Weight	22 Pounds
Item Firmness Description	Medium Firm
Top Style	Tight Top
Cover Material	Polyamide
Number of Layers	2
Fill Material	Memory Foam
Special Feature	Fiberglass-Free
Construction Type	Memory Foam
Product Care Instructions	Hand Wash Only
Mattress Comfort Layer Material	Gel Memory Foam
UPC	810106400457

SAFETY INFORMATION

Please observe the following safety precautions:

- Allow the mattress to expand in a safe, open area.
- Do not place body parts near the expanding mattress during unboxing, as it can expand rapidly.
- Handle with care to avoid allergic reactions, especially if you have known sensitivities to foam materials.
- Keep the mattress away from open flames or high heat sources.

TROUBLESHOOTING

- **Mattress not fully expanding:** Ensure the mattress has been unrolled and all plastic packaging removed. Allow up to 48 hours for full expansion. Ensure the room temperature is not excessively cold, as this can slow expansion. Gently walking on the mattress can aid in the process.
- **New mattress smell:** This is normal for foam products. Allow the mattress to air out in a well-ventilated room for 24-48 hours. The smell should dissipate over time.
- **Discomfort:** The mattress is designed with a medium-firm feel. Allow your body a few nights to adjust to the new support. If discomfort persists, ensure the mattress is on a suitable, flat, and supportive base.

WARRANTY AND SUPPORT

For warranty information, product support, or any questions not covered in this manual, please contact MLILY customer service directly. Refer to the product packaging or the official MLILY website for contact details.

You can visit the official MLILY store on Amazon for more information: [MLILY Store](#)

© 2026 MLILY. All rights reserved.