

[Manuals.plus](#) /

> [SEMKY](#) /

> SEMKY Micro Mini Blocks United States Capitol Model Set Instruction Manual

## SEMKY United States Capitol


# SEMKY Micro Mini Blocks United States Capitol Model Set Instruction Manual

Model: United States Capitol | Pieces: 2888

## 1. INTRODUCTION

---

Thank you for choosing the SEMKY Micro Mini Blocks United States Capitol Model Set. This set allows you to construct a detailed replica of the iconic United States Capitol building using micro-sized building blocks. Designed for enthusiasts aged 14 and above, this manual provides essential information for assembly, care, and troubleshooting to ensure an enjoyable building experience.



*Figure 1: An overview of the fully assembled United States Capitol model, showcasing its intricate details and overall structure.*

## 2. SAFETY INFORMATION

---

- **Choking Hazard:** This product contains small parts and is not suitable for children under 3 years of age. Keep all components away from infants and young children.
- **Adult Supervision:** Adult supervision is recommended during assembly, especially for younger builders.
- **Handling Small Parts:** Due to the micro size of the blocks, careful handling is required. Tweezers (not included) may assist in placing smaller pieces.
- **Material:** The blocks are made of plastic. Do not ingest.

### 3. SETUP AND PREPARATION

---

1. **Unpacking:** Carefully open the product packaging and remove all contents.
2. **Verify Contents:** Ensure all bags of blocks and the instruction booklet are present. This set contains approximately 2888 pieces.
3. **Workspace:** Prepare a clean, well-lit, and flat workspace to prevent loss of small pieces. A cutting mat or a tray with raised edges can be helpful.
4. **Sorting:** For easier assembly, consider sorting the blocks by color and shape before you begin.



Figure 2: This image illustrates the small scale of the micro mini blocks, with a block shown on a fingertip and a diagram indicating 8mm and 5mm dimensions, highlighting the precision required for assembly.


### 4. ASSEMBLY INSTRUCTIONS

---

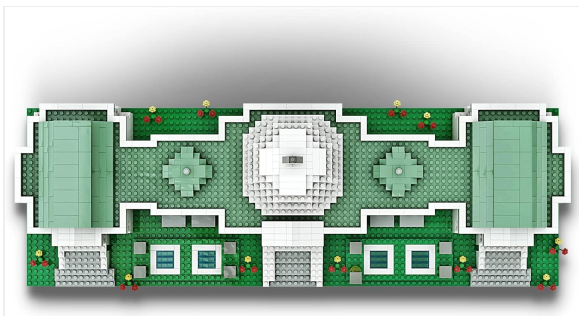
Follow the detailed, step-by-step instructions provided in the included printed manual. Each step will guide you through the placement of specific blocks to construct the United States Capitol model. Pay close attention to the diagrams and the orientation of each piece.

- **Step-by-Step Assembly:** The manual breaks down the construction into manageable steps. Complete each step before moving to the next.

- **Block Placement:** Ensure each block is firmly connected to the previous one to maintain structural integrity.
- **Patience is Key:** Building with micro blocks requires patience and precision. Take your time to enjoy the process.
- **Visual Aid:** Refer to the images below for different views of the completed model to assist with visualising the final structure.



*Figure 3: A detailed front view of the assembled Capitol model, emphasizing the main dome, columns, and front steps.*



*Figure 4: An aerial perspective of the model, showing the layout of the building, green base, and decorative elements like small trees and water features.*



*Figure 5: A collage of close-up shots highlighting various architectural features of the model, including the dome's intricate design, the detailed facades of the wings, and the small landscaped areas.*

## Assembly Video Guide



Video 1: A brief time-lapse video demonstrating the assembly process of the SEMKY United States Capitol model, offering a visual guide to how the micro blocks come together to form the structure.

## 5. MAINTENANCE AND CARE

---

- **Cleaning:** To clean the model, gently wipe it with a soft, slightly damp cloth. Avoid using harsh chemicals or abrasive materials.
- **Dusting:** Use a soft brush or compressed air to remove dust from intricate areas.
- **Storage:** Store the assembled model or unbuilt blocks in a cool, dry place away from direct sunlight to prevent discoloration or damage.

## 6. TROUBLESHOOTING


---

- **Missing Pieces:** In the rare event of missing pieces, please contact SEMKY customer support directly. Refer to the 'Support' section for contact information.
- **Difficulty with Instructions:** If you find certain steps challenging, re-examine the diagrams carefully. Sometimes, rotating the model or viewing it from a different angle can clarify the placement. Online communities or video guides may also offer additional perspectives.
- **Loose Connections:** Ensure all blocks are pressed firmly together. Micro blocks require a secure connection for stability.

## 7. SPECIFICATIONS

---

Feature	Detail
Brand	SEMKY
Model Name	United States Capitol
Number of Pieces	2888
Material	Plastic
Assembled Dimensions (L x W x H)	14.2 x 4.7 x 8 inches (36 x 12 x 20 cm)
Recommended Age	14 years and up
Color	Multicolor (primarily white, green, grey)



*Figure 6: This image provides the overall dimensions of the assembled model, indicating its length, width, and height for display planning.*

## **8. WARRANTY AND SUPPORT**

---

SEMKY products are manufactured with attention to detail and quality. If you encounter any issues with your set, such as missing or defective parts, please contact SEMKY customer support. We are committed to ensuring your satisfaction.

For support, please refer to the contact information provided on the product packaging or visit the official SEMKY website. When contacting support, please have your product model name (United States Capitol) and purchase details ready.