

Material 3276007276213

Material Round Garden Table Protection Cover

MODEL: 3276007276213 (H 60 x Ø 160 cm)

Introduction

This instruction manual provides essential information for the proper use and maintenance of your Material Round Garden Table Protection Cover. Designed to safeguard your outdoor furniture, this cover features advanced protection against weather elements and UV radiation. Please read this manual thoroughly before initial use.

Key features include:

- **Optimal Protection:** Constructed from UV-resistant, waterproof, and water-repellent polyester fabric (160 g/m²), ensuring durability against various weather conditions.
- **Aeration System:** Equipped with two ventilation openings to prevent condensation and inhibit the development of microorganisms, protecting against humidity, mold, and rust.
- **HOOK UP Suspension:** A patented system of hooks and Velcro fasteners secures the cover firmly to each of the table's four legs, providing stable and reliable protection.
- **Pop-up System:** A patented pop-up mechanism lifts the cover slightly to facilitate air circulation and allow rainwater to drain effectively, preventing water stagnation.

Setup Instructions

1. **Unpack the Cover:** Carefully remove the cover from its protective storage bag.
2. **Position the Cover:** Place the cover over your round garden table. Ensure it is centered and covers the entire table surface and sides.
3. **Activate Pop-up System:** The integrated pop-up system will naturally create a raised center point, allowing for proper water runoff and air circulation.
4. **Secure with HOOK UP System:** Locate the Hook-up straps at the bottom edge of the cover. Attach these straps to each of the table legs using the integrated hooks and Velcro fasteners. This prevents the cover from being dislodged by wind.

5. **Adjust Drawstring (if present):** If your cover includes a drawstring at the hem, pull it tight and secure it to ensure a snug fit around the base of the table.

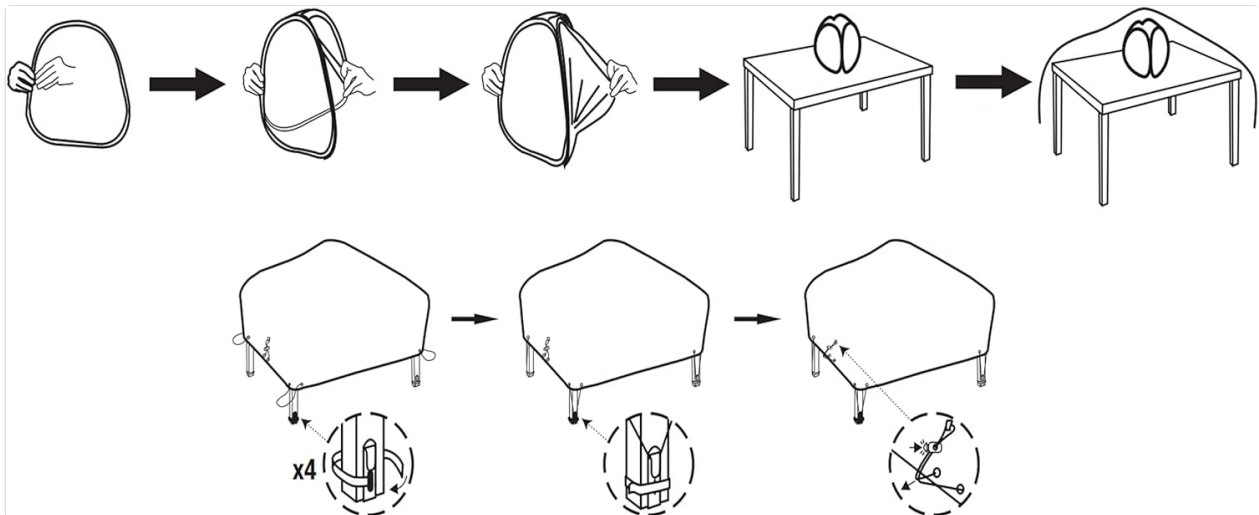


Figure 1: Installation steps for the Naterial garden table cover.



Figure 2: Detail of the HOOK UP Velcro strap securing the cover to a table leg.



Figure 3: Detail of the adjustable drawstring for a snug fit.

Operating Instructions

The Naterial protection cover is designed for continuous outdoor use to protect your garden table from environmental factors. Once installed, the cover operates passively:

- The **UV-resistant material** continuously protects the table from sun damage.
- The **waterproof fabric** repels rain and moisture, keeping the table dry.
- The **aeration vents** (Figure 4) ensure constant air circulation, preventing moisture buildup and mold formation underneath the cover.
- The **pop-up system** facilitates water runoff, preventing puddles from forming on top of the cover.

It is recommended to periodically check the cover for proper positioning and ensure the securing straps remain fastened, especially during strong winds.



Figure 4: Detail of the aeration vents.

Maintenance

Proper maintenance will extend the lifespan of your Naterial protection cover:

- **Cleaning:** The cover can be easily cleaned with a damp cloth. For stubborn dirt, a mild soap solution can be used. Rinse thoroughly with water.
- **Drying:** Allow the cover to dry completely in the sun before folding or storing to prevent mildew.
- **Storage:** When not in use, fold the cover neatly and store it in its provided protective bag in a dry, cool place.

Troubleshooting

- **Water pooling on top:** Ensure the pop-up system is correctly positioned and not obstructed. Check that the cover is not sagging excessively in any area.
- **Cover blowing off in wind:** Verify that all HOOK UP straps are securely fastened to the table legs and the drawstring (if applicable) is tightened.
- **Condensation or dampness underneath:** Confirm that the aeration vents are clear and not blocked.

Ensure the cover is not too tightly sealed at the bottom, allowing some air exchange.

- **Tears or damage:** Inspect the cover regularly for any signs of wear or damage. Small tears may be repairable with appropriate fabric repair kits.

Specifications

Feature	Detail
Product Dimensions (L x W x H)	160 x 160 x 60 cm (Ø 160 cm, H 60 cm)
Model Reference	3276007276213
Material Type	Polyester (160 g/m²)
Water Resistance Level	Waterproof
UV Resistance	Yes
Closure Type	Velcro (Hook-up system)
Color	Light Grey
Special Features	Aeration vents, Patented Hook-up system, Patented Pop-up system

Warranty Information

This Material product comes with a **2-year guarantee**. Please retain your proof of purchase for any warranty claims.






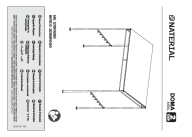
Information regarding the availability of spare parts for this product is currently unavailable.



Figure 5: Product bag indicating 2-year guarantee.

Support

For further assistance, questions, or concerns regarding your Naterial Round Garden Table Protection Cover, please contact the retailer where the product was purchased. You may also visit the official Naterial brand website for general product information.

 <p>The image shows the cover of a manual for the Material ORIS outdoor table. It features a line drawing of the table and a list of contents in multiple languages. The title 'Material ORIS' is at the top.</p>	<p>Material ORIS Outdoor Table - Assembly, Care, and Warranty Guide</p> <p>Comprehensive guide for the Material ORIS outdoor table, covering assembly instructions, maintenance tips for aluminum and wood, usage recommendations, repair information, and warranty details. Includes product specifications and safety guidelines.</p>
 <p>The image shows the cover of a manual for the NATERIAL ALBANY extendable table. It features a line drawing of the table and a list of contents. The title 'NATERIAL ALBANY' is at the top.</p>	<p>NATERIAL ALBANY Extendable Aluminum and Polywood Table Assembly and Care Guide</p> <p>Comprehensive assembly instructions, usage tips, maintenance guidelines, and warranty information for the NATERIAL ALBANY extendable table, made from aluminum and polywood. Includes part lists, step-by-step assembly diagrams, and care advice.</p>
 <p>The image shows the cover of a manual for the Material Prisma cover range umbrella. It features a line drawing of the umbrella and a list of contents. The title 'Material PRISMA' is at the top.</p>	<p>Material Prisma Cover Range Umbrella - 210x35cm - Light Gray</p> <p>Protective cover for Material Prisma range umbrellas (210x35cm) in light gray. Features a 2-year warranty and is designed for domestic home use. Made in China. Includes multilingual product information and company details.</p>
 <p>The image shows the cover of a manual for the Material Persea pergola. It features a line drawing of the pergola and a list of contents. The title 'Material PERSEA' is at the top.</p>	<p>Material Persea Pergola Assembly Instructions & User Guide</p> <p>Detailed assembly instructions and user guide for the Material Persea pergola. Includes parts list, dimensions, and warranty information for easy setup and maintenance.</p>
 <p>The image shows the cover of a manual for the NATERIAL Costa Rica outdoor furniture. It features a line drawing of a sofa and a list of contents. The title 'NATERIAL COSTA RICA' is at the top.</p>	<p>NATERIAL Costa Rica Outdoor Furniture - Assembly, Use, Care, and Warranty Information</p> <p>Detailed instructions for assembling, using, caring for, and warranty information for the NATERIAL Costa Rica outdoor furniture. Includes technical specifications and maintenance guidelines.</p>
 <p>The image shows the cover of a manual for the Material Gazebo DOMA STEEL. It features a line drawing of the gazebo and a list of contents. The title 'MATERIEL DOMA STEEL' is at the top.</p>	<p>Manuel d'Instructions Material Gazebo DOMA STEEL - Assemblage et Entretien</p> <p>Guide complet pour l'assemblage, l'utilisation et l'entretien de votre Gazebo Material DOMA STEEL. Inclut des instructions détaillées, des conseils de sécurité et de maintenance.</p>