

ZAPUVO B09V1198B8

ZAPUVO Ash Wood Phone Docking Station Nightstand Organizer Instruction Manual

Brand: ZAPUVO
Model: B09V1198B8

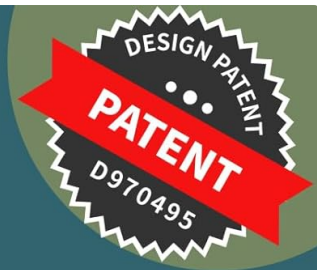
INTRODUCTION

Welcome to your new ZAPUVO Ash Wood Phone Docking Station Nightstand Organizer. This manual provides detailed instructions for assembly, usage, and care to ensure optimal organization of your personal items and electronic devices. Please read through this guide carefully to fully understand the product's features and ensure proper use.

PRODUCT FEATURES

- **Multi-functional Design:** Organizes smartphones, tablets, watches, keys, wallets, glasses, and other small everyday items.
- **Integrated Cable Management:** Features hidden cable slots and cutouts for neat charging of multiple devices simultaneously, including phones, tablets, headphones, and smartwatches.
- **Premium Ash Wood Construction:** Crafted from high-quality, sturdy ash wood with a carefully polished and durable finish, ensuring longevity and a refined aesthetic.
- **Easy Assembly:** Designed for quick and straightforward assembly, typically completed in under 5 minutes with minimal tools.
- **Versatile Placement:** Compact and functional design suitable for various environments such as office desks, nightstands, living rooms, kitchens, and hallways.
- **Secure Storage:** Includes a small drawer with magnetic closure for secure and discreet storage of valuables.

MORE CONVENIENT DESIGN



US

OTHERS



High Quality ASH Wood with
8 Screws - Very Sturdy!



No Fixed Softwood Pine
Wood - Easy to Fall!



Unlimited Space Large Space



Limited Small Area



Multiple Devices Charging at
Same Time



Small Area for Phone Only



Perfect iPad Stand or other
sizes devices



For cellphones only

Image: Detailed comparison highlighting the multi-device charging, large space, and quality wood construction of the ZAPUVO docking station.

PACKAGE CONTENTS

Your ZAPUVO docking station package includes the following components:

- Main Base Unit
- Vertical Back Panel (with phone/tablet slot and watch holder)
- Small Drawer with internal compartments
- Assembly Screws (typically 4)
- Instruction Guide

SETUP AND ASSEMBLY

The ZAPUVO docking station is designed for quick and easy assembly. Follow these steps:

1. Identify the main base unit, the vertical back panel, and the small drawer.
2. Align the vertical back panel with the corresponding slots on the main base. Ensure the cable management holes are facing the desired direction (typically towards the back).
3. Secure the vertical back panel to the base using the provided screws. A screwdriver (not included) will be

needed.

4. Insert the small drawer into its designated slot in the base. The drawer features magnetic closures for secure fit.

For a visual guide on assembly, please refer to the video below:

Your browser does not support the video tag.

Video: A quick overview of the ZAPUVO Wood Docking Station, demonstrating its assembly and various features for organizing personal items and devices.

Your browser does not support the video tag.

Video: A demonstration of the ProCase Wood Phone Docking Station, showcasing its assembly and how it functions as an organizer for various items.

USAGE AND OPERATION

Maximize the functionality of your docking station by utilizing its various compartments:

- **Phone/Tablet Stand:** Place your smartphone or tablet in the main vertical slot for charging or viewing. Route charging cables through the designated cutouts at the base.
- **Watch Holder:** Hang your smartwatch or traditional watch on the curved holder. Ensure any charging pucks are securely placed if applicable, utilizing the cable groove.
- **Accessory Shelf:** Use the upper shelf for items like glasses, small remotes, or other frequently accessed accessories.
- **Storage Tray:** The main base area is ideal for wallets, keys, earbuds, and other everyday carry items.
- **Drawer:** The integrated drawer provides discreet storage for smaller valuables, jewelry, or stationery.



Image: The ZAPUVO docking station fully loaded with a smartphone, two watches, glasses, keys, a wallet, and earbuds, demonstrating its organizational capacity.

THE BEST THING ON YOUR DESK



Image: The docking station showcasing a tablet in the main stand, along with a wallet, remote, and mints on the base, highlighting its versatility.





Image: A collage illustrating the docking station's suitability for various locations including an office, hallway, kitchen, and bedroom nightstand.

MAINTENANCE

- **Cleaning:** Wipe the wood surface with a soft, dry cloth. Avoid abrasive cleaners, harsh chemicals, or excessive moisture, as these may damage the finish.
- **Protection:** Keep the docking station away from direct sunlight and extreme temperature changes to prevent warping, cracking, or fading of the wood.
- **Spills:** Immediately wipe up any spills with a dry cloth to prevent staining or water damage.

TROUBLESHOOTING

- **Device Instability:** Ensure devices are placed centrally within their designated slots. For phones/tablets, verify they are seated correctly in the base groove.
- **Cable Management Issues:** If cables are not sitting flush or are getting pinched, re-route them through the designated channels and ensure they are not twisted.
- **Assembly Issues:** If pieces do not fit together smoothly during assembly, re-check the instruction guide and ensure all components are correctly oriented. Do not force pieces together, as this may cause damage.

PRODUCT SPECIFICATIONS

Feature	Detail
Product Dimensions	10.04 x 6.3 x 7.56 inches
Item Weight	1.98 pounds
Brand	ZAPUVO
Material	High-quality Ash Wood
Color	A - Brown
Compatible Devices	Smartphones, Headphones, Bluetooth earphones, Tablets, Watches, Smartwatches
Compatible Phone Models	Phones/Tablets

WARRANTY AND SUPPORT

For warranty information or product support, please refer to the contact details provided with your purchase or visit the official ZAPUVO store on Amazon: [ZAPUVO Store](#).