

XIAOMI 34810

Xiaomi Smart Speaker (IR Control)

User Instruction Manual

PRODUCT OVERVIEW

The Xiaomi Smart Speaker (IR Control) is a versatile smart home device designed to enhance your audio experience and provide intelligent control over your home appliances. It integrates Google Assistant for voice control and features a built-in IR transmitter for managing traditional non-smart devices.



Front view of the Xiaomi Smart Speaker, displaying a digital clock and the Xiaomi logo.

- **Integrated Google Assistant:** Control your speaker and access information using voice commands.
- **IR Control Module:** Modernize traditional appliances by controlling them via voice commands through the speaker.
- **Immersive Audio:** Features a 360° cone speaker and innovative internal structure for rich, clear, and balanced sound.
- **Stereo Pairing:** Connect two speakers of the same model for an immersive stereo sound experience.
- **Multi-room Audio:** Connect multiple Smart Speakers for synchronized playback throughout your home.
- **Hands-free Calls:** Utilize Google Duo for convenient hands-free communication.



The Xiaomi Smart Speaker positioned on a wooden bedside table, demonstrating its compact size and aesthetic integration into a home environment.

SETUP GUIDE

Follow these steps to set up your Xiaomi Smart Speaker for the first time.

1. **Unboxing:** Carefully remove the speaker, power adapter, and any included cables from the packaging. Ensure all components listed in the product manual are present.
2. **Power Connection:** Connect the power adapter to the speaker's power input port and then plug it into a wall outlet. The speaker will power on automatically.
3. **Download Xiaomi Home App:** On your smartphone or tablet, download the "Xiaomi Home" app from your device's app store (Google Play Store for Android, Apple App Store for iOS).
4. **Initial Pairing:**

- Open the Xiaomi Home app and log in or create an account.
 - Tap the "+" icon to add a new device. The app should automatically detect your Xiaomi Smart Speaker. If not, manually search for "Xiaomi Smart Speaker (IR Control)".
 - Follow the on-screen prompts to connect the speaker to your Wi-Fi network.
 - Configure Google Assistant by linking your Google account when prompted.
5. **Placement:** Place the speaker in a central location within the room where you intend to use it most, ensuring it has clear line of sight to any IR-controlled devices you wish to manage.

OPERATING INSTRUCTIONS

Learn how to use the various features of your Xiaomi Smart Speaker.

Voice Control with Google Assistant

The speaker has Google Assistant built-in. Simply say "Hey Google" or "Ok Google" followed by your command.



Visual representation of the Google Assistant logo and functionality with the smart speaker.

- **Music Playback:** "Play [song name]", "Play [artist]", "Play [genre] music", "Pause", "Resume", "Next song", "Previous song".
- **Volume Control:** "Set volume to [number]", "Turn up the volume", "Turn down the volume".
- **Information:** "What's the weather like?", "Tell me the news", "What time is it?".
- **Smart Home Control:** "Turn on the lights" (if integrated with compatible smart home devices).

IR Control for Home Appliances

The built-in IR transmitter allows you to control traditional infrared-controlled devices like TVs, air conditioners, and set-top boxes using voice commands.

The smart hub of your home

Sets your hands free

Enjoy a brand new intelligent life by controlling smart devices in your home through intelligent voice assistant.



An illustration depicting the smart speaker's IR control capability extending to various home appliances within a room.

1. **Add IR Device:** In the Xiaomi Home app, navigate to your speaker's settings and find the "IR Remote" or "Infrared Control" option.
2. **Select Device Type:** Choose the type of appliance you want to control (e.g., TV, AC).
3. **Pairing:** Follow the app's instructions to pair your appliance. This usually involves pointing your original remote at the speaker and pressing specific buttons.
4. **Voice Commands:** Once paired, you can use voice commands like "Hey Google, turn on the TV" or "Hey Google, set AC to 24 degrees".

Touch Controls

The top of the speaker features touch-sensitive controls for quick adjustments.



A close-up view of the speaker's top panel, highlighting the touch controls for volume, play/pause, and microphone mute.

- **Volume Up (+):** Tap to increase volume.
- **Volume Down (-):** Tap to decrease volume.
- **Play/Pause (||):** Tap to play or pause music.
- **Microphone Mute (microphone icon):** Tap to mute or unmute the microphone for privacy.

Stereo Pairing and Multi-room Audio

Enhance your audio experience by connecting multiple speakers.

It just takes two to form a stereo. Why not have a family concert?

Combine two devices of the same model to form a stereo, and you can instantly enjoy an immersive experience. Indulge yourself in the sonorous stereo sound field freely*.



A visual demonstrating two smart speakers positioned to create a stereo sound setup for an immersive audio experience with a television.

- **Stereo Pairing:** In the Xiaomi Home app, select one speaker, then look for the "Stereo Pair" option. Follow the instructions to connect a second identical speaker for a left/right channel setup.
- **Multi-room Audio:** Use the Google Home app to create speaker groups, allowing synchronized music playback across multiple Xiaomi Smart Speakers in different rooms.

MAINTENANCE

Proper care will ensure the longevity and optimal performance of your speaker.

- **Cleaning:** Use a soft, dry, lint-free cloth to wipe the exterior of the speaker. Do not use abrasive cleaners, waxes, or solvents.
- **Liquid Exposure:** While the product is indicated as waterproof, avoid submerging it in water or exposing it to excessive moisture. If it gets wet, dry it thoroughly before use.
- **Ventilation:** Ensure the speaker's ventilation holes are not blocked to prevent overheating.
- **Storage:** When not in use for extended periods, store the speaker in a cool, dry place away from direct sunlight and extreme temperatures.

TROUBLESHOOTING

If you encounter issues with your Xiaomi Smart Speaker, refer to the following common solutions.

Problem	Possible Cause	Solution
Speaker does not power on.	Not connected to power, power outlet issue.	Ensure the power adapter is securely plugged into the speaker and a working wall outlet. Try a different outlet.

Problem	Possible Cause	Solution
No sound from speaker.	Volume too low, muted, or not connected to audio source.	Increase volume using voice commands or touch controls. Check if the microphone is muted. Verify successful connection to your audio source (e.g., Bluetooth device, streaming service).
Google Assistant not responding.	Microphone muted, no internet connection, or voice command not recognized.	Ensure the microphone is not muted. Check your Wi-Fi connection. Speak clearly and try different phrasing for commands.
IR control not working.	Appliance not paired, speaker not in line of sight, or incorrect IR code.	Verify the appliance is correctly paired in the Xiaomi Home app. Ensure no obstructions between the speaker and the appliance. Re-attempt the pairing process if necessary.
Cannot connect to Wi-Fi/Bluetooth.	Incorrect password, out of range, or network issue.	Double-check Wi-Fi password. Move speaker closer to router/Bluetooth device. Restart your router and the speaker.

Factory Reset: If issues persist, you may need to perform a factory reset. Consult the Xiaomi Home app or the official Xiaomi support website for specific instructions on how to reset your device, as this process may vary.

SPECIFICATIONS

Detailed technical specifications for the Xiaomi Smart Speaker (IR Control).

Model Number	34810
Brand	XIAOMI
Color	White
Dimensions (L x W x H)	4 x 16 x 5 cm
Weight	200 Grams
Material	Aluminum
Connectivity Technology	Bluetooth, Zigbee
Speaker Size	1 Inch
Max Speaker Output Power	5 Watts
Frequency Response	20 GHz
Control Method	Touch
Power Source	Electric Cable
Surround Sound Channel Config	5.1
Waterproof	Yes

Recommended Uses	For smartphones or tablets, computers, smart devices
------------------	--

WARRANTY INFORMATION

The Xiaomi Smart Speaker (IR Control) comes with a **2-year manufacturer's warranty**. This warranty covers defects in materials and workmanship under normal use. Please retain your proof of purchase for warranty claims.

For detailed terms and conditions, or to initiate a warranty claim, please refer to the official Xiaomi website or contact their customer support.




CUSTOMER SUPPORT

For further assistance, technical support, or to find updated information and FAQs, please visit the official Xiaomi support website:

[Visit Xiaomi Support Website](#)

You can also find community forums and additional resources online for troubleshooting and tips related to your Xiaomi Smart Speaker.

Related Documents

	<p>Xiaomi Smart Speaker (IR Control) - Features and Specifications</p> <p>Discover the Xiaomi Smart Speaker (IR Control), a versatile smart home device with a bedside alarm clock, voice assistant capabilities, IR remote control for appliances, and a perfectly balanced sound field. Learn about its specifications, connectivity, and how it enhances your home environment.</p>
	<p>Xiaomi Smart Speaker (IR Control) User Manual: Setup, Features, and Warranty Guide</p> <p>Comprehensive user manual for the Xiaomi Smart Speaker (IR Control) (Model L05G), covering setup, package contents, app connection, voice commands, Bluetooth usage, button instructions, technical specifications, and warranty information.</p>
	<p>Xiaomi Smart Speaker (IR Control) User Manual</p> <p>User manual for the Xiaomi Smart Speaker (IR Control), model L05G. Learn about its features, setup, button functions, indicator lights, and warranty information.</p>



[pdf] Guide Catalog

untitled CATALOGUE INTERNATIONAL il y a 5 jours — fournit des données de référence pour usage clinique Les Batterie guide démarrage rapide mode d'emploi GB IT pack 2 7 Vista USB 0 min Catalogue

GIMA International 2024 LR FRA gimaitaly fr assets cataloghi |||

CATALOGUE INTERNATIONAL PRODUITS PROFESSIONNELS MEDICAUX 2024

TESTS DE DIAGNOSTIC LABORATOIRE PROTE ... le traumatisme associ

au changement de pansement et peut rester en place pendant plusieurs jours. **34810**

PANSEMENT DE DOIGTS SINGLEFIX - pediatrique - bote de 100 34811

PANSEMENT DE DOIGTS SINGLEFIX ...

lang:fr score:10 filesize: 51.43 M page_count: 468 document date: 2023-06-13